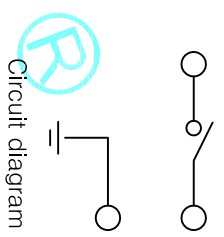
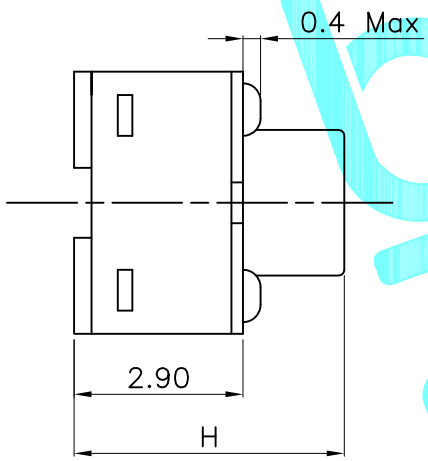
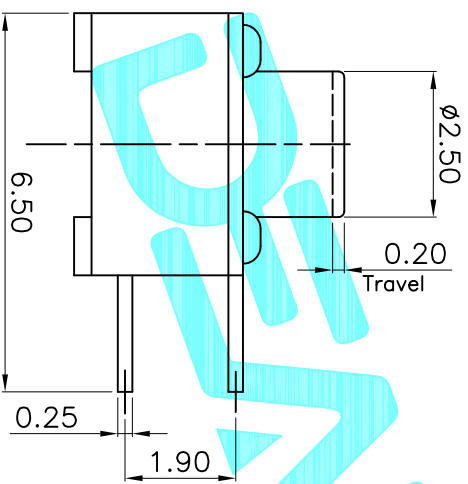


PCB Layout(Pattern Side)



Circuit diagram



NO.1	
PART NO	H
XX	3.8
XX	4.3
XX	4.8
XX	5.0
XX	5.5
XX	6.0
XX	6.5
XX	7.0
XX	7.5
XX	8.0
XX	8.5
XX	9.0

NO.2	
PART NO	vigor
070	70±30
100	100±50
160	160±50
250	250±50
320	320±80
350	350±80
520	520±130

ITEM	PART NAME	QTY.	MATERIAL	FINISHING
⑤	Terminal	2	Brass(0.30t)	Plating silver
④	Contact	1	F.Ag/SUS	
③	Base	1	PA46	Black
②	Cover	1	SUS	
①	Keystoke	1	PA46	Black

APPROVALS		DATE
DRAWN	G.M Chen	2013/2/1
CHECKED		
APPROVALS		
TOLERANCES ARE 30~φ以上 ±0.30 ANGLE 5~φ以下 ±0.20 UNIT: mm SCALE: 1:1 PROJ. SHEET 1 OF 1		
ECN NO.	REV	DATE.
	A	
DESCRIPTION. NEW		
CHANGE.	CHECK.	APPRO.

DEALON
ELECTRONICS CO.,LTD

TITLE: TACT SWITCHS

PART NO. TD-1150DL-XXH-XXX

DRAWING NO.