


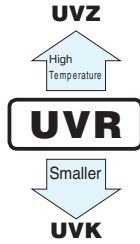
UVR

Miniature Sized



Anti-Solvent
Feature
(Through
100V only)

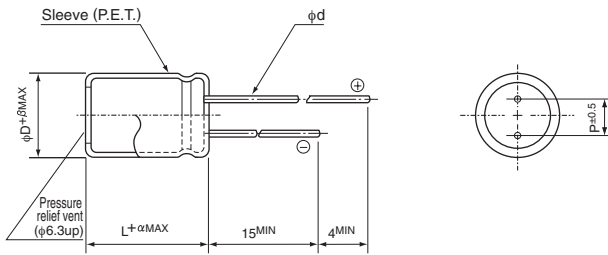
- Standard series for entertainment electronics.
- Compliant to the RoHS directive (2011/65/EU, (EU)2015/863).



Specifications

Item	Performance Characteristics																																									
Category Temperature Range	-40 to +85°C (6.3V to 400V), -25 to +85°C (450V)																																									
Rated Voltage Range	6.3 to 450V																																									
Rated Capacitance Range	0.47 to 33000µF																																									
Capacitance Tolerance	±20% at 120Hz, 20°C																																									
Leakage Current	<table border="1"> <thead> <tr> <th>Rated voltage (V)</th> <th>6.3 to 100V</th> <th>160 to 450V</th> </tr> </thead> <tbody> <tr> <td>_____</td> <td>After 1 minute's application of rated voltage at 20°C, leakage current is not more than 0.03CV or 4 (µA), whichever is greater. After 2 minutes' application of rated voltage at 20°C, leakage current is not more than 0.01CV or 3 (µA), whichever is greater.</td> <td>After 1 minute's application of rated voltage at 20°C, CV ≤ 1000 : I = 0.1CV+40µA or less CV > 1000 : I = 0.04CV+100 (µA) or less</td> </tr> </tbody> </table>	Rated voltage (V)	6.3 to 100V	160 to 450V	_____	After 1 minute's application of rated voltage at 20°C, leakage current is not more than 0.03CV or 4 (µA), whichever is greater. After 2 minutes' application of rated voltage at 20°C, leakage current is not more than 0.01CV or 3 (µA), whichever is greater.	After 1 minute's application of rated voltage at 20°C, CV ≤ 1000 : I = 0.1CV+40µA or less CV > 1000 : I = 0.04CV+100 (µA) or less																																			
	Rated voltage (V)	6.3 to 100V	160 to 450V																																							
_____	After 1 minute's application of rated voltage at 20°C, leakage current is not more than 0.03CV or 4 (µA), whichever is greater. After 2 minutes' application of rated voltage at 20°C, leakage current is not more than 0.01CV or 3 (µA), whichever is greater.	After 1 minute's application of rated voltage at 20°C, CV ≤ 1000 : I = 0.1CV+40µA or less CV > 1000 : I = 0.04CV+100 (µA) or less																																								
Tangent of loss angle (tan δ)	For capacitance of more than 1000µF, add 0.02 for every increase of 1000µF. Measurement frequency : 120Hz at 20°C <table border="1"> <thead> <tr> <th>Rated voltage (V)</th> <th>6.3</th> <th>10</th> <th>16</th> <th>25</th> <th>35</th> <th>50</th> <th>63</th> <th>100</th> <th>160 to 315</th> <th>350 to 450</th> </tr> </thead> <tbody> <tr> <td>tan δ (MAX.)</td> <td>0.28</td> <td>0.24</td> <td>0.20</td> <td>0.16</td> <td>0.14</td> <td>0.12</td> <td>0.10</td> <td>0.08</td> <td>0.20</td> <td>0.25</td> </tr> </tbody> </table>	Rated voltage (V)	6.3	10	16	25	35	50	63	100	160 to 315	350 to 450	tan δ (MAX.)	0.28	0.24	0.20	0.16	0.14	0.12	0.10	0.08	0.20	0.25																			
Rated voltage (V)	6.3	10	16	25	35	50	63	100	160 to 315	350 to 450																																
tan δ (MAX.)	0.28	0.24	0.20	0.16	0.14	0.12	0.10	0.08	0.20	0.25																																
Stability at Low Temperature	<table border="1"> <thead> <tr> <th colspan="2">Rated voltage (V)</th> <th>6.3</th> <th>10</th> <th>16</th> <th>25</th> <th>35</th> <th>50</th> <th>63</th> <th>100</th> <th>160 to 200</th> <th>250 to 350</th> <th>400</th> <th>450</th> </tr> </thead> <tbody> <tr> <td rowspan="2">Impedance ratio (MAX.)</td> <td>Z-25°C / Z+20°C</td> <td>5</td> <td>4</td> <td>3</td> <td>2</td> <td>2</td> <td>2</td> <td>2</td> <td>2</td> <td>3</td> <td>4</td> <td>6</td> <td>15</td> </tr> <tr> <td>Z-40°C / Z+20°C</td> <td>12</td> <td>10</td> <td>8</td> <td>5</td> <td>4</td> <td>3</td> <td>3</td> <td>3</td> <td>4</td> <td>8</td> <td>10</td> <td>—</td> </tr> </tbody> </table>	Rated voltage (V)		6.3	10	16	25	35	50	63	100	160 to 200	250 to 350	400	450	Impedance ratio (MAX.)	Z-25°C / Z+20°C	5	4	3	2	2	2	2	2	3	4	6	15	Z-40°C / Z+20°C	12	10	8	5	4	3	3	3	4	8	10	—
	Rated voltage (V)		6.3	10	16	25	35	50	63	100	160 to 200	250 to 350	400	450																												
Impedance ratio (MAX.)	Z-25°C / Z+20°C	5	4	3	2	2	2	2	2	3	4	6	15																													
	Z-40°C / Z+20°C	12	10	8	5	4	3	3	3	4	8	10	—																													
Endurance	The specifications listed at right shall be met when the capacitors are restored to 20°C after the rated voltage is applied for 2000 hours at 85°C.																																									
	<table border="1"> <tbody> <tr> <td>Capacitance change</td> <td>Within ±20% of the initial capacitance value</td> </tr> <tr> <td>tan δ</td> <td>200% or less than the initial specified value</td> </tr> <tr> <td>Leakage current</td> <td>Less than or equal to the initial specified value</td> </tr> </tbody> </table>	Capacitance change	Within ±20% of the initial capacitance value	tan δ	200% or less than the initial specified value	Leakage current	Less than or equal to the initial specified value																																			
	Capacitance change	Within ±20% of the initial capacitance value																																								
tan δ	200% or less than the initial specified value																																									
Leakage current	Less than or equal to the initial specified value																																									
Shelf Life	After storing the capacitors under no load at 85°C for 1000 hours and then performing voltage treatment based on JIS C 5101-4 clause 4.1 at 20°C, they shall meet the specified values for the endurance characteristics listed above.																																									
Marking	Printed with white color letter on black sleeve.																																									

Radial Lead Type



	(mm)										
φD	5	6.3	8	10	12.5	16	18	20	22	25	
P	2.0	2.5	3.5	5.0	5.0	7.5	7.5	10.0	10.0	12.5	
φd	0.5	0.5	0.6	0.6	0.6	0.8	0.8	1.0	1.0	1.0	
β	0.5	0.5	0.5	0.5	0.5	0.5	0.5	0.5	1.0	1.0	

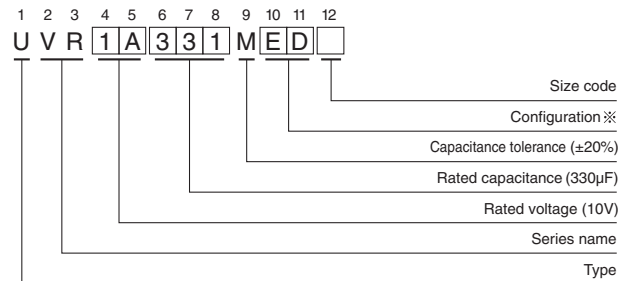
α	(L < 20)	1.5
	(L ≥ 20)	2.0

● Please refer to the Guidelines for Aluminum Electrolytic Capacitors for end seal configuration information.

Frequency coefficient of rated ripple current

V	Cap. (µF)	Frequency				
		50Hz	120Hz	300Hz	1 kHz	10kHz or more
6.3 to 100	2.2 to 47	0.75	1.00	1.35	1.57	2.00
	100 to 470	0.80	1.00	1.23	1.34	1.50
	1000 to 33000	0.85	1.00	1.10	1.13	1.15
160 to 450	0.47 to 220	0.80	1.00	1.25	1.40	1.60
	330 to 1000	0.90	1.00	1.10	1.13	1.15

Type numbering system (Example : 10V 330µF)



※ Configuration

φ D	Pb-free leadwire Pb-free PET sleeve
5	DD
6.3	ED
8 · 10	PD
12.5 to 18	HD
20 to 25	RD

● Dimension table in next page.

UVR

■ Dimensions

Rated Voltage (V) (code)	Rated Capacitance (μ F)	Case Size ϕ D \times L (mm)	tan δ	Leakage Current (μ A)		Rated Ripple (mArms) (85°C/120Hz)	Part Number
				at 20°C after 1 minute	at 20°C after 2 minutes		
6.3 (0J)	22	5 \times 11	0.28	4.158	3	65	UVR0J220MDD
	33	5 \times 11	0.28	6.237	3	80	UVR0J330MDD
	47	5 \times 11	0.28	8.883	3	95	UVR0J470MDD
	100	5 \times 11	0.28	18.9	6.3	135	UVR0J101MDD
	220	5 \times 11	0.28	41.58	13.86	200	UVR0J221MDD
	330	6.3 \times 11	0.28	62.37	20.79	270	UVR0J331MED
	470	6.3 \times 11	0.28	88.83	29.61	320	UVR0J471MED
	1000	8 \times 11.5	0.28	189	63	540	UVR0J102MPD
	2200	10 \times 20	0.30	415.8	138.6	1000	UVR0J222MPD
	3300	10 \times 20	0.32	623.7	207.9	1190	UVR0J332MPD
	4700	12.5 \times 20	0.34	888.3	296.1	1550	UVR0J472MHD
	6800	12.5 \times 25	0.38	1285.2	428.4	1920	UVR0J682MHD
	10000	16 \times 25	0.46	1890	630	2350	UVR0J103MHD
	15000	16 \times 35.5	0.56	2835	945	2850	UVR0J153MHD
	22000	18 \times 40	0.70	4158	1386	3350	UVR0J223MHD
	22000	22 \times 30	0.70	4158	1386	3200	UVR0J223MRD6
	33000	22 \times 50	0.92	6237	2079	3900	UVR0J333MRD
33000	25 \times 40	0.92	6237	2079	3800	UVR0J333MRD6	
10 (1A)	22	5 \times 11	0.24	6.6	3	65	UVR1A220MDD
	33	5 \times 11	0.24	9.9	3.3	85	UVR1A330MDD
	47	5 \times 11	0.24	14.1	4.7	100	UVR1A470MDD
	100	5 \times 11	0.24	30	10	145	UVR1A101MDD
	220	6.3 \times 11	0.24	66	22	240	UVR1A221MED
	330	6.3 \times 11	0.24	99	33	290	UVR1A331MED
	470	6.3 \times 11	0.24	141	47	350	UVR1A471MED
	1000	10 \times 12.5	0.24	300	100	650	UVR1A102MPD
	2200	10 \times 20	0.26	660	220	1100	UVR1A222MPD
	3300	12.5 \times 20	0.28	990	330	1450	UVR1A332MHD
	4700	12.5 \times 25	0.30	1410	470	1800	UVR1A472MHD
	6800	16 \times 25	0.34	2040	680	2250	UVR1A682MHD
	10000	16 \times 35.5	0.42	3000	1000	2700	UVR1A103MHD
	15000	18 \times 35.5	0.52	4500	1500	3100	UVR1A153MHD
	22000	20 \times 40	0.66	6600	2200	3700	UVR1A223MRD
	22000	25 \times 30	0.66	6600	2200	3300	UVR1A223MRD6
	33000	22 \times 50	0.88	9900	3300	4500	UVR1A333MRD
33000	25 \times 40	0.88	9900	3300	4800	UVR1A333MRD6	

For cut leads, formed leads or taped parts, please add the appropriate code after the size code (12th digit).
If there is no size code in the part number, please add size code "1" and then add the appropriate code.

UVR

■ Dimensions

Rated Voltage (V) (code)	Rated Capacitance (μ F)	Case Size ϕ D \times L (mm)	tan δ	Leakage Current (μ A)		Rated Ripple (mArms) (85°C/120Hz)	Part Number
				at 20°C after 1 minute	at 20°C after 2 minutes		
16 (1C)	10	5 \times 11	0.20	4.8	3	50	UVR1C100MDD
	22	5 \times 11	0.20	10.56	3.52	75	UVR1C220MDD
	33	5 \times 11	0.20	15.84	5.28	90	UVR1C330MDD
	47	5 \times 11	0.20	22.56	7.52	110	UVR1C470MDD
	100	5 \times 11	0.20	48	16	160	UVR1C101MDD
	220	6.3 \times 11	0.20	105.6	35.2	260	UVR1C221MED
	330	8 \times 11.5	0.20	158.4	52.8	370	UVR1C331MPD
	470	8 \times 11.5	0.20	225.6	75.2	440	UVR1C471MPD
	1000	10 \times 16	0.20	480	160	790	UVR1C102MPD
	2200	12.5 \times 20	0.22	1056	352	1300	UVR1C222MHD
	3300	12.5 \times 25	0.24	1584	528	1700	UVR1C332MHD
	4700	16 \times 25	0.26	2256	752	2100	UVR1C472MHD
	6800	16 \times 35.5	0.30	3264	1088	2650	UVR1C682MHD
	10000	18 \times 35.5	0.38	4800	1600	2950	UVR1C103MHD
	10000	20 \times 31	0.38	4800	1600	3000	UVR1C103MRD6
	15000	20 \times 40	0.48	7200	2400	3400	UVR1C153MRD
	15000	25 \times 30	0.48	7200	2400	3300	UVR1C153MRD6
	22000	22 \times 50	0.62	10560	3520	4200	UVR1C223MRD
	22000	25 \times 40	0.62	10560	3520	4000	UVR1C223MRD6
33000	25 \times 50	0.84	15840	5280	4800	UVR1C333MRD	
25 (1E)	4.7	5 \times 11	0.16	4	3	35	UVR1E4R7MDD
	10	5 \times 11	0.16	7.5	3	55	UVR1E100MDD
	22	5 \times 11	0.16	16.5	5.5	80	UVR1E220MDD
	33	5 \times 11	0.16	24.75	8.25	95	UVR1E330MDD
	47	5 \times 11	0.16	35.25	11.75	115	UVR1E470MDD
	100	6.3 \times 11	0.16	75	25	190	UVR1E101MED
	220	8 \times 11.5	0.16	165	55	330	UVR1E221MPD
	330	10 \times 12.5	0.16	247.5	82.5	440	UVR1E331MPD
	470	10 \times 12.5	0.16	352.5	117.5	550	UVR1E471MPD
	1000	10 \times 20	0.16	750	250	960	UVR1E102MPD
	2200	12.5 \times 25	0.18	1650	550	1550	UVR1E222MHD
	3300	16 \times 25	0.20	2475	825	1980	UVR1E332MHD
	4700	16 \times 31.5	0.22	3525	1175	2450	UVR1E472MHD
	6800	18 \times 35.5	0.26	5100	1700	2900	UVR1E682MHD
	6800	20 \times 31	0.26	5100	1700	2700	UVR1E682MRD6
	10000	20 \times 40	0.34	7500	2500	3000	UVR1E103MRD
	10000	25 \times 30	0.34	7500	2500	2900	UVR1E103MRD6
	15000	22 \times 50	0.44	11250	3750	3800	UVR1E153MRD
	15000	25 \times 40	0.44	11250	3750	3600	UVR1E153MRD6
22000	25 \times 50	0.58	16500	5500	4500	UVR1E223MRD	

For cut leads, formed leads or taped parts, please add the appropriate code after the size code (12th digit).
If there is no size code in the part number, please add size code "1" and then add the appropriate code.

UVR

■ Dimensions

Rated Voltage (V) (code)	Rated Capacitance (μ F)	Case Size ϕ D \times L (mm)	tan δ	Leakage Current (μ A)		Rated Ripple (mA _{rms}) (85°C/120Hz)	Part Number
				at 20°C after 1 minute	at 20°C after 2 minutes		
35 (1V)	4.7	5 \times 11	0.14	4.935	3	40	UVR1V4R7MDD
	10	5 \times 11	0.14	10.5	3.5	60	UVR1V100MDD
	22	5 \times 11	0.14	23.1	7.7	90	UVR1V220MDD
	33	5 \times 11	0.14	34.65	11.55	105	UVR1V330MDD
	47	5 \times 11	0.14	49.35	16.45	130	UVR1V470MDD
	100	6.3 \times 11	0.14	105	35	210	UVR1V101MED
	220	10 \times 12.5	0.14	231	77	385	UVR1V221MPD
	330	10 \times 12.5	0.14	346.5	115.5	490	UVR1V331MPD
	470	10 \times 16	0.14	493.5	164.5	650	UVR1V471MPD
	1000	12.5 \times 20	0.14	1050	350	1150	UVR1V102MHD
	2200	16 \times 25	0.16	2310	770	1800	UVR1V222MHD
	3300	16 \times 35.5	0.18	3465	1155	2280	UVR1V332MHD
	4700	18 \times 35.5	0.20	4935	1645	2700	UVR1V472MHD
	4700	20 \times 31	0.20	4935	1645	2700	UVR1V472MRD6
	6800	20 \times 40	0.24	7140	2380	3000	UVR1V682MRD
	6800	25 \times 30	0.24	7140	2380	2900	UVR1V682MRD6
	10000	22 \times 50	0.32	10500	3500	3700	UVR1V103MRD
	10000	25 \times 40	0.32	10500	3500	3600	UVR1V103MRD6
15000	25 \times 50	0.42	15750	5250	4300	UVR1V153MRD	
50 (1H)	2.2	5 \times 11	0.12	4	3	28	UVR1H2R2MDD
	3.3	5 \times 11	0.12	4.95	3	35	UVR1H3R3MDD
	4.7	5 \times 11	0.12	7.05	3	40	UVR1H4R7MDD
	10	5 \times 11	0.12	15	5	60	UVR1H100MDD
	22	5 \times 11	0.12	33	11	95	UVR1H220MDD
	33	5 \times 11	0.12	49.5	16.5	125	UVR1H330MDD
	47	6.3 \times 11	0.12	70.5	23.5	155	UVR1H470MED
	100	8 \times 11.5	0.12	150	50	260	UVR1H101MPD
	220	10 \times 12.5	0.12	330	110	430	UVR1H221MPD
	330	10 \times 16	0.12	495	165	590	UVR1H331MPD
	470	12.5 \times 20	0.12	705	235	760	UVR1H471MHD
	1000	12.5 \times 25	0.12	1500	500	1350	UVR1H102MHD
	2200	16 \times 35.5	0.14	3300	1100	2100	UVR1H222MHD
	3300	18 \times 35.5	0.16	4950	1650	2500	UVR1H332MHD
	3300	22 \times 30	0.16	4950	1650	2450	UVR1H332MRD6
	4700	20 \times 40	0.18	7050	2350	2900	UVR1H472MRD
	4700	25 \times 30	0.18	7050	2350	2900	UVR1H472MRD6
	6800	22 \times 50	0.22	10200	3400	3500	UVR1H682MRD
6800	25 \times 40	0.22	10200	3400	3300	UVR1H682MRD6	
10000	25 \times 50	0.30	15000	5000	4000	UVR1H103MRD	

For cut leads, formed leads or taped parts, please add the appropriate code after the size code (12th digit).
If there is no size code in the part number, please add size code "1" and then add the appropriate code.

UVR

■ Dimensions

Rated Voltage (V) (code)	Rated Capacitance (μ F)	Case Size ϕ D×L (mm)	tan δ	Leakage Current (μ A)		Rated Ripple (mArms) (85°C/120Hz)	Part Number
				at 20°C after 1 minute	at 20°C after 2 minutes		
63 (1J)	10	5×11	0.10	18.9	6.3	65	UVR1J100MDD
	22	5×11	0.10	41.58	13.86	100	UVR1J220MDD
	33	6.3×11	0.10	62.37	20.79	140	UVR1J330MED
	47	6.3×11	0.10	88.83	29.61	170	UVR1J470MED
	100	10×12.5	0.10	189	63	300	UVR1J101MPD
	220	10×16	0.10	415.8	138.6	490	UVR1J221MPD
	330	10×20	0.10	623.7	207.9	710	UVR1J331MPD
	470	12.5×20	0.10	888.3	296.1	900	UVR1J471MHD
	1000	16×25	0.10	1890	630	1300	UVR1J102MHD
	2200	18×35.5	0.12	4158	1386	2300	UVR1J222MHD
	3300	20×40	0.14	6237	2079	2700	UVR1J332MRD
	3300	25×30	0.14	6237	2079	2600	UVR1J332MRD6
	4700	22×50	0.16	8883	2961	3400	UVR1J472MRD
	4700	25×40	0.16	8883	2961	3200	UVR1J472MRD6
6800	25×50	0.20	12852	4284	3900	UVR1J682MRD	
100 (2A)	2.2	5×11	0.08	6.6	3	30	UVR2A2R2MDD
	3.3	5×11	0.08	9.9	3.3	40	UVR2A3R3MDD
	4.7	5×11	0.08	14.1	4.7	45	UVR2A4R7MDD
	10	6.3×11	0.08	30	10	75	UVR2A100MED
	22	6.3×11	0.08	66	22	130	UVR2A220MED
	33	8×11.5	0.08	99	33	180	UVR2A330MPD
	47	10×12.5	0.08	141	47	230	UVR2A470MPD
	100	10×20	0.08	300	100	370	UVR2A101MPD
	220	12.5×25	0.08	660	220	620	UVR2A221MHD
	330	12.5×25	0.08	990	330	760	UVR2A331MHD
	470	16×25	0.08	1410	470	1000	UVR2A471MHD
	1000	18×40	0.08	3000	1000	1380	UVR2A102MHD
	2200	22×50	0.10	6600	2200	2400	UVR2A222MRD
	2200	25×40	0.10	6600	2200	2400	UVR2A222MRD6
3300	25×50	0.12	9900	3300	2900	UVR2A332MRD	
160 (2C)	0.47	6.3×11	0.20	47.52	—	15	UVR2CR47MED
	1	6.3×11	0.20	56	—	22	UVR2C010MED
	2.2	6.3×11	0.20	75.2	—	33	UVR2C2R2MED
	3.3	6.3×11	0.20	92.8	—	40	UVR2C3R3MED
	4.7	6.3×11	0.20	115.2	—	50	UVR2C4R7MED
	10	8×11.5	0.20	164	—	80	UVR2C100MPD
	22	10×16	0.20	240.8	—	155	UVR2C220MPD
	33	10×20	0.20	311.2	—	205	UVR2C330MPD
	47	12.5×20	0.20	400.8	—	270	UVR2C470MHD
	100	12.5×25	0.20	740	—	430	UVR2C101MHD
	220	16×35.5	0.20	1508	—	800	UVR2C221MHD
	330	18×40	0.20	2212	—	940	UVR2C331MHD
	330	22×30	0.20	2212	—	900	UVR2C331MRD6
	470	22×40	0.20	3108	—	1410	UVR2C471MRD
470	25×30	0.20	3108	—	1290	UVR2C471MRD6	
1000	25×50	0.20	6500	—	1900	UVR2C102MRD	

For cut leads, formed leads or taped parts, please add the appropriate code after the size code (12th digit).
If there is no size code in the part number, please add size code "1" and then add the appropriate code.



■ Dimensions

Rated Voltage (V) (code)	Rated Capacitance (μF)	Case Size φD×L (mm)	tan δ	Leakage Current (μA)		Rated Ripple (mA _{rms}) (85°C/120Hz)	Part Number
				at 20°C after 1 minute	at 20°C after 2 minutes		
200 (2D)	0.47	6.3×11	0.20	49.4	—	15	UVR2DR47MED
	1	6.3×11	0.20	60	—	22	UVR2D010MED
	2.2	6.3×11	0.20	84	—	33	UVR2D2R2MED
	3.3	6.3×11	0.20	106	—	40	UVR2D3R3MED
	4.7	8×11.5	0.20	134	—	55	UVR2D4R7MPD
	10	10×12.5	0.20	180	—	95	UVR2D100MPD
	22	10×20	0.20	276	—	170	UVR2D220MPD
	33	12.5×20	0.20	364	—	230	UVR2D330MHD
	47	12.5×20	0.20	476	—	270	UVR2D470MHD
	100	16×31.5	0.20	900	—	530	UVR2D101MHD
	220	18×35.5	0.20	1860	—	810	UVR2D221MHD
	330	20×40	0.20	2740	—	1130	UVR2D331MRD
	330	25×30	0.20	2740	—	1090	UVR2D331MRD6
	470	22×50	0.20	3860	—	1490	UVR2D471MRD
470	25×40	0.20	3860	—	1550	UVR2D471MRD6	
250 (2E)	0.47	6.3×11	0.20	51.75	—	15	UVR2ER47MED
	1	6.3×11	0.20	65	—	22	UVR2E010MED
	2.2	6.3×11	0.20	95	—	33	UVR2E2R2MED
	3.3	8×11.5	0.20	122.5	—	46	UVR2E3R3MPD
	4.7	8×11.5	0.20	147	—	55	UVR2E4R7MPD
	10	10×16	0.20	200	—	105	UVR2E100MPD
	22	12.5×20	0.20	320	—	190	UVR2E220MHD
	33	12.5×20	0.20	430	—	230	UVR2E330MHD
	47	12.5×25	0.20	570	—	300	UVR2E470MHD
	100	16×31.5	0.20	1100	—	520	UVR2E101MHD
	220	20×40	0.20	2300	—	740	UVR2E221MRD
	220	22×30	0.20	2300	—	820	UVR2E221MRD6
	330	22×50	0.20	3400	—	1170	UVR2E331MRD
	330	25×30	0.20	3400	—	970	UVR2E331MRD6
470	25×50	0.20	4800	—	1600	UVR2E471MRD	
315 (2F)	1	6.3×11	0.20	71.5	—	22	UVR2F010MED
	2.2	8×11.5	0.20	109.3	—	33	UVR2F2R2MPD
	3.3	10×12.5	0.20	141.58	—	55	UVR2F3R3MPD
	4.7	10×12.5	0.20	159.22	—	65	UVR2F4R7MPD
	10	10×20	0.20	226	—	115	UVR2F100MPD
	22	12.5×20	0.20	377.2	—	190	UVR2F220MHD
	33	16×25	0.20	515.8	—	275	UVR2F330MHD
	47	16×25	0.20	692.2	—	340	UVR2F470MHD
	100	18×35.5	0.20	1360	—	560	UVR2F101MHD
	220	22×50	0.20	2872	—	850	UVR2F221MRD
	220	25×30	0.20	2872	—	770	UVR2F221MRD6
330	25×50	0.20	4258	—	1250	UVR2F331MRD	

For cut leads, formed leads or taped parts, please add the appropriate code after the size code (12th digit).
 If there is no size code in the part number, please add size code "1" and then add the appropriate code.

UVR

■ Dimensions

Rated Voltage (V) (code)	Rated Capacitance (μF)	Case Size $\phi\text{D}\times\text{L}$ (mm)	$\tan \delta$	Leakage Current (μA)		Rated Ripple (mArms) (85°C/120Hz)	Part Number
				at 20°C after 1 minute	at 20°C after 2 minutes		
350 (2V)	1	6.3×11	0.25	75	—	22	UVR2V010MED
	2.2	8×11.5	0.25	117	—	38	UVR2V2R2MPD
	3.3	10×12.5	0.25	146.2	—	55	UVR2V3R3MPD
	4.7	10×12.5	0.25	165.8	—	65	UVR2V4R7MPD
	10	10×20	0.25	240	—	115	UVR2V100MPD
	22	12.5×25	0.25	408	—	200	UVR2V220MHD
	33	16×25	0.25	562	—	275	UVR2V330MHD
	47	16×35.5	0.25	758	—	380	UVR2V470MHD
	100	18×40	0.25	1500	—	590	UVR2V101MHD
	100	22×30	0.25	1500	—	570	UVR2V101MRD6
	220	22×50	0.25	3180	—	850	UVR2V221MRD
220	25×40	0.25	3180	—	890	UVR2V221MRD6	
400 (2G)	1	8×11.5	0.25	80	—	25	UVR2G010MPD
	2.2	10×12.5	0.25	128	—	45	UVR2G2R2MPD
	3.3	10×12.5	0.25	152.8	—	55	UVR2G3R3MPD
	4.7	10×16	0.25	175.2	—	70	UVR2G4R7MPD
	10	12.5×20	0.25	260	—	130	UVR2G100MHD
	22	16×25	0.25	452	—	240	UVR2G220MHD
	33	16×31.5	0.25	628	—	300	UVR2G330MHD
	47	16×35.5	0.25	852	—	370	UVR2G470MHD
	100	20×40	0.25	1700	—	550	UVR2G101MRD
	100	25×30	0.25	1700	—	530	UVR2G101MRD6
220	25×50	0.25	3620	—	750	UVR2G221MRD	
450 (2W)	1	8×11.5	0.25	85	—	23	UVR2W010MPD
	2.2	10×12.5	0.25	139	—	35	UVR2W2R2MPD
	3.3	10×16	0.25	159.4	—	45	UVR2W3R3MPD
	4.7	10×20	0.25	184.6	—	55	UVR2W4R7MPD
	10	12.5×20	0.25	280	—	90	UVR2W100MHD
	22	16×25	0.25	496	—	165	UVR2W220MHD
	33	16×35.5	0.25	694	—	230	UVR2W330MHD
	47	18×40	0.25	946	—	300	UVR2W470MHD
	47	22×30	0.25	946	—	290	UVR2W470MRD6
100	22×40	0.25	1900	—	350	UVR2W101MRD	

For cut leads, formed leads or taped parts, please add the appropriate code after the size code (12th digit).

If there is no size code in the part number, please add size code "1" and then add the appropriate code.

- For formed lead or taped product specifications and minimum order quantity, please refer to the Guidelines for Aluminum Electrolytic Capacitors.