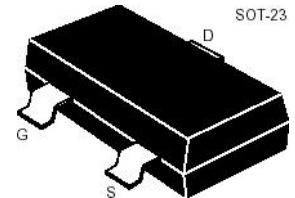
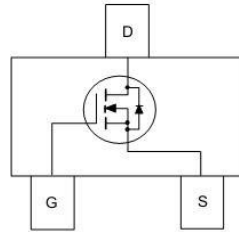


FSS2302S

SOT-23 場效應晶體管(SOT-23 Field Effect Transistors)



N-Channel Enhancement-Mode MOS FETs

N 沟道增强型 MOS 场效应管

■ MAXIMUM RATINGS 最大額定值

Characteristic 特性參數	Symbol 符號	Max 最大值	Unit 單位
Drain-Source Voltage 漏極-源極電壓	BV_{DSS}	20	V
Gate- Source Voltage 柵極-源極電壓	V_{GS}	± 10	V
Drain Current (continuous) 漏極電流-連續	I_D	2.5	A
Drain Current (pulsed) 漏極電流-脈沖	I_{DM}	12	A
Total Device Dissipation 總耗散功率 $T_A=25^\circ\text{C}$ 環境溫度為 25°C	P_D	1000	mW
Junction 結溫	T_J	150	$^\circ\text{C}$
Storage Temperature 儲存溫度	T_{stg}	-55to+150	$^\circ\text{C}$

■ DEVICE MARKING 打標

FSS2302S=A2SHB.



FSS2302S

■ ELECTRICAL CHARACTERISTICS 電特性

($T_A=25^{\circ}\text{C}$ unless otherwise noted 如無特殊說明, 溫度為 25°C)

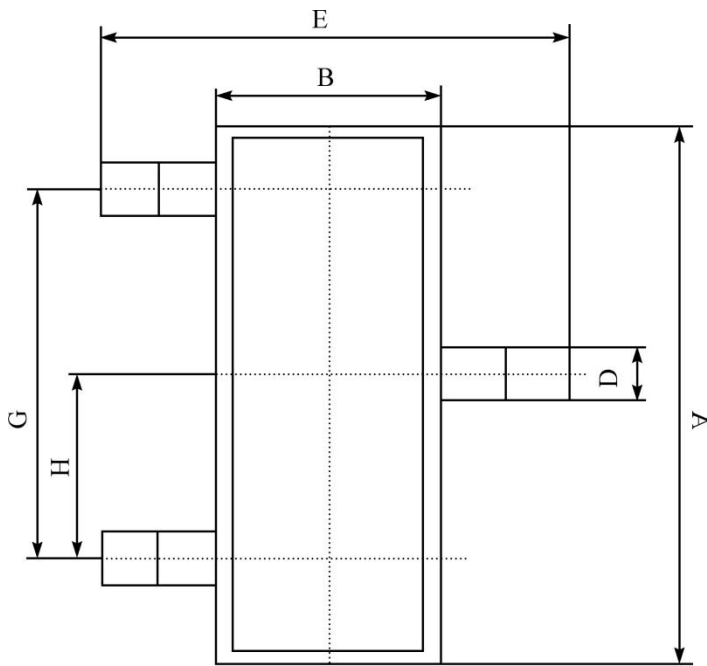
Characteristic 特性參數	Symbol 符號	Min 最小值	Typ 典型值	Max 最大值	Unit 單位
Drain-Source Breakdown Voltage 漏極-源極擊穿電壓($I_D=250\mu\text{A}, V_{GS}=0\text{V}$)	BV_{DSS}	20	22	—	V
Gate Threshold Voltage 柵極開啓電壓($I_D=250\mu\text{A}, V_{GS}=V_{DS}$)	$V_{GS(th)}$	0.5	—	1.5	V
Diode Forward Voltage Drop 內附二極管正向壓降($I_S=0.75\text{A}, V_{GS}=0\text{V}$)	V_{SD}	—	—	1.5	V
Zero Gate Voltage Drain Current 零柵壓漏極電流($V_{GS}=0\text{V}, V_{DS}=16\text{V}$) ($V_{GS}=0\text{V}, V_{DS}=16\text{V}, T_A=55^{\circ}\text{C}$)	I_{DSS}	—	—	1 10	μA
Gate Body Leakage 柵極漏電流($V_{GS}=\pm 10\text{V}, V_{DS}=0\text{V}$)	I_{GSS}	—	—	± 100	nA
Static Drain-Source On-State Resistance 靜態漏源導通電阻($I_D=3.6\text{A}, V_{GS}=4.5\text{V}$)	$R_{DS(ON)}$	—	55	65	$\text{m}\Omega$
Static Drain-Source On-State Resistance 靜態漏源導通電阻($I_D=2\text{A}, V_{GS}=2.5\text{V}$)	$R_{DS(ON)}$	—	65	80	$\text{m}\Omega$
Input Capacitance 輸入電容 ($V_{GS}=0\text{V}, V_{DS}=10\text{V}, f=1\text{MHz}$)	C_{ISS}	—	600	—	pF
Output Capacitance 輸出電容 ($V_{GS}=0\text{V}, V_{DS}=10\text{V}, f=1\text{MHz}$)	C_{OSS}	—	120	—	pF
Turn-ON Time 開啓時間 ($V_{DS}=10\text{V}, I_D=3\text{A}, R_{GEN}=6\Omega$)	$t_{(on)}$	—	8	—	ns
Turn-OFF Time 關斷時間 ($V_{DS}=10\text{V}, I_D=3\text{A}, R_{GEN}=6\Omega$)	$t_{(off)}$	—	60	—	ns

Pulse Width $\leq 300\mu\text{s}$; Duty Cycle $\leq 2.0\%$

FSS2302S

■ DIMENSION 外形封裝尺寸

單位(UNIT): mm



序號	數值及公差
A	2.90±0.10
B	1.30±0.10
C	1.00±0.10
D	0.40±0.10
E	2.40±0.20
G	1.90±0.10
H	0.95±0.05
J	0.13±0.05
K	0.00-0.10
M	≥0.2
N	0.60±0.10
P	7±2°

