



# 承认书

## SPECIFICATION FOR APPROVAL

This is a preliminary specification intended for design purposes and subject to change without prior notice.

### Commodity 产品:

- ❖ Production Series 产品系列: HDPB
- ❖ Operation Temperature 工作温度: -40°C~105°C (Derate DC voltage 1.5%/ above 85°C to 105°C)
- ❖ Storage Temperature 储存温度: 常温 ≤35°C 湿度 75%以下
- ❖ Package color 外封颜色: 黑色
- ❖ MSL 湿敏等级: Level 1 Based on JEDEC J-STD 020
- ❖ RoHS & REACH-compliant 符合 RoHS 和 REACH 要求

➤ PLEASE PAY ATTENTION TO THE STORAGE PROBLEM, AND REFER TO THE FILM CAPACITORS OPERATING INSTRUCTIONS FOR THE DETAILS.  
请注意产品的储存及使用请参考薄膜电容器之使用说明。

产品型号 Model No	HDPB805K300RFAJ	
客户名称 Customer Name	东莞市弘源电子有限公司	
客户核准并签章 Authorized By	核准 Checked By	制作 Prepared By
	魏三春	刘静



- ◆ 承认盖章后请寄回承认书一份
- ◆ Please return the book that stamp admitted

☆☆

东莞市弘富瑞电子有限公司  
 地址: 广东省东莞市塘厦镇林村新鸿路9号(新太阳城66栋)  
 Add: No.9 Xinghong Road, Lin Village, Tangxia Town, Dongguan China.  
 Web: [http:// www.hongfarad.com](http://www.hongfarad.com)      E-mail: [sales@hongfarad.com](mailto:sales@hongfarad.com)

**承 認 書**  
SPECIFICATION FOR APPROVAL

客户名称: 深圳市立创电子商务有限公司  
Customer:

产品型号: M/C 805K/300VDC P27.5mm  
Product Type:

产品编码: C2913442  
Product Code:

客户料号: HDPB300W80K0R200  
Customer Code:

日期: 2021年12月01日

Approval signature:

AUTHORIZED BY	CHECK BY	VALIDATED BY

承认后请寄回一份 (Please return one copy after approved)

**东莞市弘源电子有限公司**

Dongguan City Hongyuan Electronic Co., Ltd

地址: 东莞市塘厦镇林村新鸿路9号

No. 9, Xinhong Road, tangxialin village, Dongguan City, Guangdong Province

TEL:0769-87333312

FAX:0769-87333314

确 认		制 作	刘静
--------	---	--------	----



### Table of Contents 目录

- ❖ Table of contents and Version change list  
 目录和规格书版本变更履历 .....02
- ❖ Part No. List  
 系列料号清单 ..... 03
- ❖ Production Specifications  
 最大额定电性参数 .....04
- ❖ Part No. Description  
 料号编码说明 .....05
- ❖ Construction and Componentfor Capacitors  
 薄膜电容器结构及材料 .....06
- ❖ Technical specification for Capacitors  
 薄膜电容器技术规范 ..... 07

### Datasheet Version update list 规格书版本更新履历

Version 版本号	Update content 变更内容	Update Date 变更日期	Remark 备注
V1.0	首次发行	20180413	



### HDPB 系列承认书

NO	客户料号	规格	料号
1		805K/300VDC P=27.5 L*H*T:32*30*15mm	HDPB300W80K0R200
2		以下空白	
3			
4			
5			
6			
7			
8			
9			
10			
11			
12			
13			
14			
15			
16			
17			
18			
19			
20			
21			



PRODUCT SPECIFICATIONS

产品规格

ISSUED DATE: 2021-12-01

签发日期: 2021-12-01

<p>DESCRIPTIONS :Metallized POLYPROPYLENE Film CAPACITOR 描述: 金属化聚丙烯薄膜电容器</p>	
<p>TYPE: HMPB SERIES 系列: HDPB系列</p>	
<p>Operating temperature : -40℃~105℃ (Derate DC voltage 1.5%/ above 85℃ to 105℃) 操作温度范围: -40℃~105℃ (+85℃ ~ +105℃, 直流电压降额系数1.5%/℃)</p>	
<p>Fig. 1</p>	<p>Fig. 2</p>

PRODUCT DIMENSIONS :

产品尺寸(mm)

CUSTOMER'S PART NO. 客户料号	CAP 容量 (uF)	To l 误差 ± %	R.V. 电压 VDC	T.V. 耐压 VDC	W 长度 ± 1	H 高度 ± 1	T 厚度 ± 1	S 脚距 ± 0.5	P1 脚距 ± 0.5	L0 ± 2	dΦ ± 0.1	Fig.	CASE	HONGFARAD Cap PART NO. 我司料号
	8.0	10	300	450	32.0	30.0	15.0	27.5		20	0.8	1	CASE	HDPB300W80K0R200
dv/dt (v/us)		Tgδ*(10 <sup>-4</sup> ) 1KHZ		Tgδ*(10 <sup>-4</sup> ) 10KHZ		ESR @10KHz(mΩ)		I <sub>max</sub> (A)						
65		11		100		11.1		11.8						
APPROVED BY 批准:				CHECKED BY: 审核:				PREPARED BY: 制作: 刘静						

16 位产品代码如下:

The 16 digits part number is formed as follow:

1	2	3	4	5	6	7	8	9	10	11	12	13	14	15	16
H	M	K	P	3	A	1	W	4	7	K	0	Q	2	0	0

H: 商标代码 

1. 1~3 TYPE OF CAPACITOR:  
电容器系列

TYPE	MKP	MKB	MPP	MPB	PPS	MPS	PPN	MPA	MPB	M61	MKD	APA	APT
CODE	MKP	MKB	MPP	MPB	PPS	MPS	PPN	MPA	MPB	M61	MKD	APA	APT
TYPE	MEK	PEI	MEA	MET	MEF	MEB	AHI						
CODE	MEK	PEI	MEA	MET	MEF	MEB	AHI						

2. 4~6 RATED VOLTAGE:

额定电压

063: 63VDC/JIS 1J.                      400: 400VDC/JIS 2G.                      1K6: 1,600VDC/JIS 3C.  
 100: 100VDC/JIS 2A.                      630: 630VDC/JIS 2J.                      1N0: 10,000VDC/JIS 4A.  
 250: 250VDC/JIS2E.                      1K0: 1,000VDC/JIS 3A.                      2A7: 275VAC 3A1:310VAC.

3. 7~9 Symbols of capacitance in uF:  
电容器容量代码

A: Indicates tens. EX: 12uF=A12, 10uF=A10.

W(Word): Indicates unit. EX: 1.5uF=W15

P(Point): Digits following the decimal point. EX: 0.22uF=P22

S(Single Zero): Digits following the decimal point followed by one zero. EX: 0.015uF=S15





















D(Double Zeroes): Digits following the decimal point followed by two zeroes. EX: 0.0047uF=D47

T(Triple Zeroes): Digits following the decimal point followed by three zeroes. EX: 0.00068uF=T68


4. 10 Symbols of capacitance Tolerance:  
容量公差代码

TOLERANCE	±1%	±2%	±3%	±5%	±10%	±20%	+80%-20%	+100%-0%
CODE	F	G	H	J	K	M	Z	P

5. 11 Lead Style Code:  
引脚方式

CODE	0(不加工)		1(内弯)		2(外弯)		3(内外弯)		4(切脚)	
LEAD TYPE										
CODE	5(内弯切脚)		6(内弯切脚)		7(内外弯切脚)		A(直角编带)		B(弯脚编带)	
LEAD TYPE										

6. 12 Lead Space (mm)  
引线脚距

SPACE	3.5	4.0	5.0	6.0	7.5	10.0	12.5	15.0	20.0	22.5	27.5	30.0	31.5	32.0	37.5	42.5	
CODE	A	B	C	E	D	F	V	I	M	N	R	U	S	T	Q	W	O
SPACE	47.5	52.5															
CODE	P	Y															

7. 13~14 引线脚长 Lead Length 3A=3.5 4A=4.5 05=5mm 5A=5.5 20=20mm

8. 15 特征码 Feature Codes ROHS: 0 Halogen Free: A capacitive divider: B

9. 16 内部码 Internal Codes

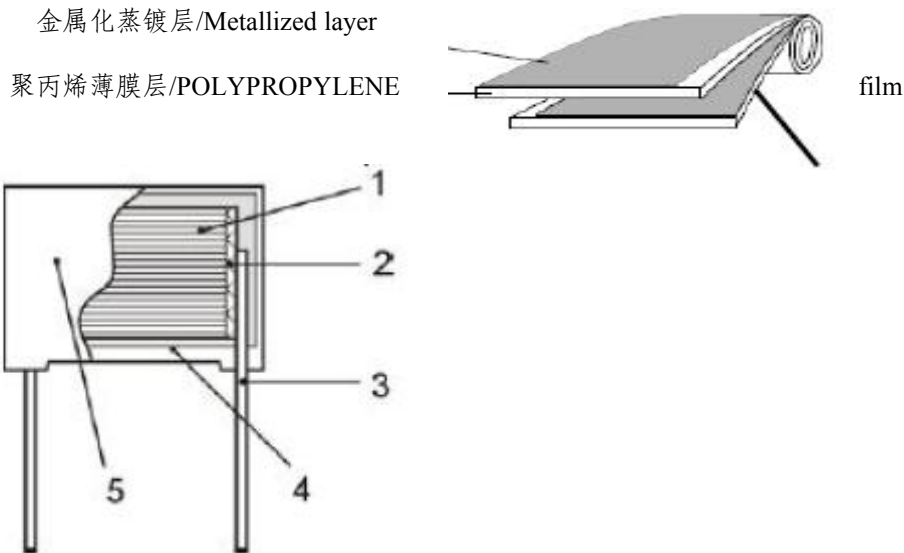


# HDPB SERIES CAPACITORS

## 金属化聚丙烯薄膜电容器HDPB系列

### 1. 结构及材料(Construction and Component)

#### a 产品结构图&印字(Construction&Mark)



#### B材料构成清单:(Component List)

项次 Item	构成部位 Component	材料名称/材质 Material	环保要求 RoHS Requirements
1	Element 素子	金属化聚丙烯薄膜 Metallized OPP film	符合RoHS要求 Compliant with RoHS
2	喷金层 Metal spray layer	锌线锡锌合金线 Zn and Zn-Tin alloy wire	符合RoHS要求 Compliant with RoHS
3	引线 Leads	镀锡铜包钢线 Tinned copper-base alloy wire	符合RoHS要求 Compliant with RoHS
4	灌封胶 Potting Compound	UL94V-0 级阻燃环氧树脂 Flameretardant epoxy resin(UL94V0)	符合RoHS要求 Compliant with RoHS
5	塑胶外壳 Enclosure	UL94V-0级阻燃PBT材质 Flameretardant PBT Plastic(UL 94V0)	符合RoHS要求 Compliant with RoHS
6	本体印字 Marking	激光刻印Laset	符合RoHS要求 Compliant with RoHS



## 2.技术规范/Technical specification

项次 NO.	检测项目 Test item	性能 Performance	检测方法(参照IEC61071;GB/T17702) Test method (refer to IEC61071;GB/T17702)
1	耐压测试 Withstand Voltage		参照4.2.1节 Ref 4.2.1 clause
	引线与引线间(T-T)	应无永久性击穿及飞弧 No permanent breakdown or flashover	Apply 150% of rated voltage / 60sec
	引线与外壳间 Terminal-Case		Apply 200% of rated voltage for 2 to 5 sec. C≤1uf 漏电流≤5.0mA C>1 uf 漏电流≤10.0mA 电压爬升时间: AC:150V/S DC:250V/S
2	绝缘电阻 Insulation Resistance	(20℃,100V,1min)  C <sub>R</sub> ≤0.33uF; IR>100000MΩ C <sub>R</sub> >0.33uF; IR>30 000S	充电时间60秒charge time 60sec 充电电压500Vdc, charge voltage500V 参照4.2.4 节 Ref 4.2.4 clause
3	容量 Capacitance	J±5% ;K±10% ;M±20%	参照4.2.2节 :Ref 4.2.2 clause  测试条件:1V, 1KHZ (25℃±5℃)
4	Dissipation factor 损耗角正切	≤0.0011 (0.11%) at 1 KHz.	测试条件:1V,1KHZ (25℃±5℃) 参照4.2.3节 :Ref 4.2.3 clause
5	可焊性 Solderability	被测引线90%以上上锡率 At least 90% immersed lead wire should be covered new solder.	参照4.5节: Ref 4.5 clause Ta:锡槽法(方法1) Ta:Tin bath method (1) 温度:260±5℃; 时间:2±0.5秒 Solder temperature :260±5℃ Immersion time: 2±0.5 sec
6	引线强度测试 Terminal strength	引线脚无可见的破损 There shall be no visible damage	参照4.3节 :Ref 4.3 clause 拉力Ua: 0.5<d≤0.8 , 10N±10% 0.8<d≤1.25, 20N±10% 弯力Ub: 0.5<d≤0.8 , 5N±10% 0.8<d≤1.25, 10N±10% 引线在每个方向进行两次弯曲 引线为刚性,Ub试验方式不适用 Lead to rigid, Ub test method is not applicable Tense(Ua): 0.5<d≤0.8 , 10N±10% 0.8<d≤1.25, 20N±10% Bend(Ub): 0.5<d≤0.8 , 5N±10% 0.8<d≤1.25, 10N±10% Bent 2 times each Lead to rigid, Ub test method is not applicable





項次 NO.	檢測項目 Test item	性能 Performance	检测方法(参照IEC61071;GB/T17702) Test method (refer to IEC61071;GB/T17702)
7	耐焊接熱 Resistance to Solder heat	There should be no visible damage, $\Delta C/C < \pm 3\%$ 外觀無可見的損傷,標誌清晰,容量變化率 $\Delta C/C < \pm 3\%$	參照4.4節: Ref 4.4 clause Tb:錫槽法(方法1A) Tb: Tin bath method (1 A) 溫度: $260 \pm 5^\circ\text{C}$ ; 時間: 5-10秒 Solder temperature : $260 \pm 5^\circ\text{C}$ Immersion time: 5-10 sec
8	初始測量 Initial measurement	容量,損耗角正切 Capacitance, $\text{Tan}\delta$	
	溫度快速變化 Rapid change of temperature	外觀無可見的損傷 There should be no visible damage.	參照4.4節: Ref 4.4 clause $\theta A = -40^\circ\text{C}$ , $\theta B = +85^\circ\text{C}$ 循環周期: 5次, 5 cycles 周期時間: 30分鐘 Duration=30min
	振動 Vibration	外觀無可見的損傷 There should be no visible damage.	參照4.7節: Ref 4.7 clause 位移0.75mm或加速度0.98m/s <sup>2</sup> Amplitude 0.75mm or acceleration 0.98m/s <sup>2</sup> (兩者取較小者) (whichever is the smaller values) 振動頻率: 10~500HZ, 三個方向,每2小時/方向,共6小時 2h each direction, total 6h
	Bump 碰撞	外觀無可見的損傷,標誌清晰,容量變化率 $\Delta C/C < \pm 5\%$ There should be no visible damage, $\Delta C/C < \pm 5\%$	參照4.8節: Ref 4.8 clause 4000次,加速度390m/s <sup>2</sup> 4000 times ,acceleration 390m/s <sup>2</sup> 脈衝持續時間: 6ms. Pulse duration 6ms.
	最終測量 Final measurement	外觀無可見的損傷,標誌清晰,容量變化率 $\Delta C/C < \pm 5\%$ There should be no visible damage, $\Delta C/C < \pm 5\%$  損耗角正切增加: Increase of $\text{Tan}\delta$  $\text{CR} \leq 1\mu\text{f}: \leq 0.003$ 絕緣電阻(IR): >50%的額定值 $\text{IR} > 50\% \text{ *Rate value}$	



项次 NO.	检测项目 Test item	性能 Performance	检测方法(参照IEC61071;GB/T17702) Test method (refer to IEC61071;GB/T17702)
9	Initial measurement 初始测量		参照4.10节: Ref 4.10 clause
	气候 顺序 干热Dry heat		+105℃,16h
	寒冷Cold		-40℃,2h
	循环湿热 Damp heat, cyclic		试验Db,其余循环 Test Db, remaining cycles
	最终测量及要求 Final measurement	应无可见损坏,标志清晰 There should be no visible damage, legible marking.  容量变化率 $\Delta C/C < \pm 5\%$ Capacitance change $\Delta C/C < \pm 5\%$  损耗角正切增加: Increase of $\tan\delta CR \leq 1\mu f \leq 0.003$  绝缘电阻(IR):>50%的额定值 IR>50% *Rate value	
10	稳态湿热 Damp heat steady state	应无可见损坏,标志清晰 There should be no visible damage, legible marking.  Capacitance change $\Delta C/C < \pm 5\%$ 容量变化率 $\Delta C/C < \pm 5\%$ 损耗角正切增加: Increase of $\tan\delta C \leq 1\mu f \leq 0.005$	参照4.11节: Ref 4.11 clause Temperature: $40 \pm 2\%$ 温度: $40 \pm 2\%$  湿度: $93(+2/-3)\%RH$ Humidity: $93(+2/-3)\%RH$  持续时间:21天 Duration:21 days
11	耐久性 Endurance	应无可见损坏,标志清晰 There should be no visible damage, legible marking.  容量变化率 $\Delta C/C < \pm 5\%$ Capacitance change $\Delta C/C < \pm 5\%$  损耗角正切增加: Increase of $\tan\delta CR \leq 1\mu f \leq 0.003$  绝缘电阻(IR):>50%的额定值 IR>50% *Rate value	参照4.12节: Ref 4.12 clause 在最高允许温度下85℃, 施加试验电压 $1.25*U$ , 试验周期 1000小时 (1.25*U) at 85℃, 1000h



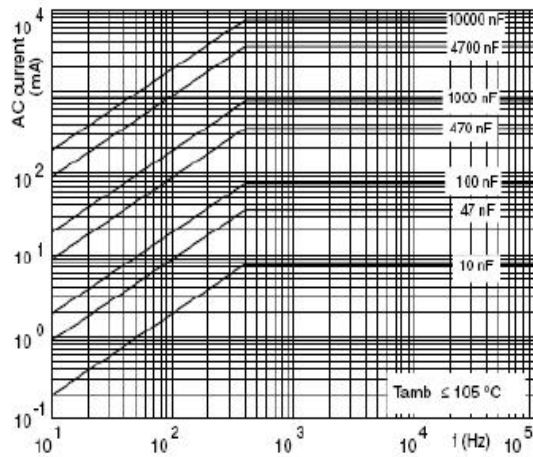
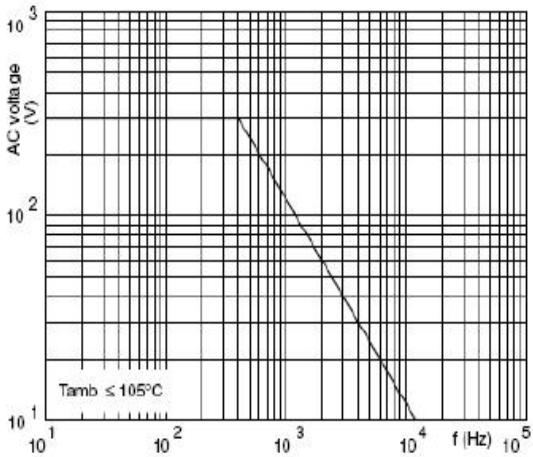
项次 NO.	检测项目 Test item	性能 Performance	检测方法(参照IEC61071;GB/T17702) Test method (refer to IEC61071;GB/T17702)
12	充放电  Charge and Discharge	应无可见损坏,标志清晰 There should be no visible damage, legible marking.  容量变化率 $\Delta C/C < \pm 5\%$ Capacitance change $\Delta C/C < \pm 5\%$  损耗角正切增加: Increase of $\tan\delta$ $CR \leq 1\mu f \leq 0.003$  绝缘电阻(IR):>50%的额定值 $R > 50\% \text{ *Rate value}$	参照4.13节: Ref 4.13 clause  试验电容 $\leq 1\mu f$ 试验次数:10000次  试验时间:0.5秒 放电电阻: $R1 = \frac{U_R}{C_R \frac{du}{dt}}$ $C > 1\mu f$ 频率: 1KHz  $C \leq 1\mu f$ 频率: 10KHz $C \leq 1\mu f$ Test of time:0.5s,10000 times Discharge resistance: $R1 = \frac{U_R}{C_R \frac{du}{dt}}$
13	内部温度上升  Internal temperature rise	Temperature rise( $\Delta T$ ) $\leq 10^\circ C$  温度上升 $\leq 10^\circ C$	试验温度:正常室温. 试验应由焊接电容器印刷的另一侧电路板等的 影响周围的热组件  Test temperature: normal room temperature.



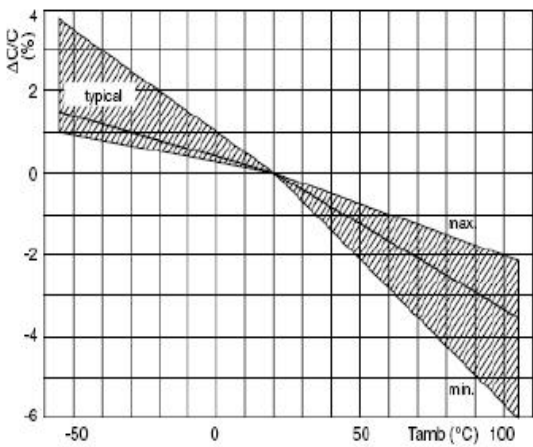
金属化聚丙烯薄膜电容器HDPB系列

3.特性曲线图 CHARACTERISTIC CURVE

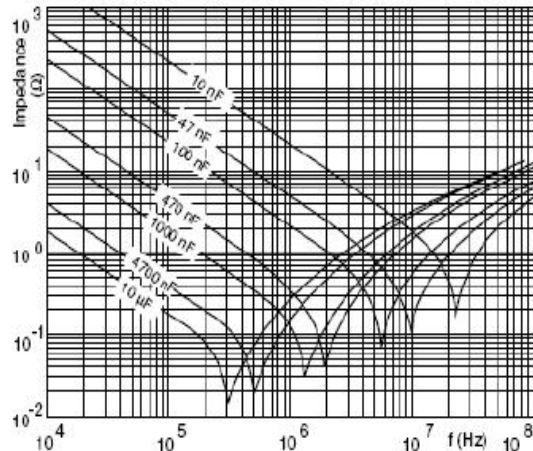
最大有效值，额定交流电压及电流对比工作频率曲线图  
MAXIMUM RMS VOLTAGE AND AC CURRENT (SINEWAVE) AS A FUNCTION OF FREQUENCY



容量变化率对比工作温度曲线图  
CAPACITANCE



电容阻抗对比工作频率曲线图  
IMPEDANCE

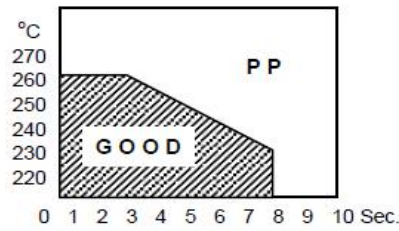
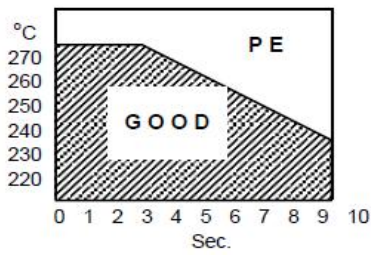




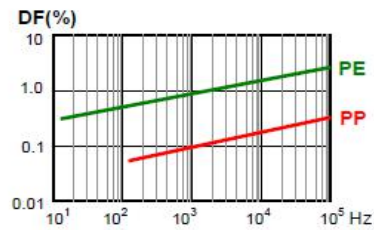
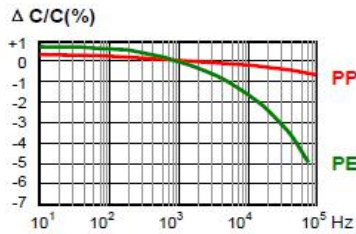
金属化聚丙烯薄膜电容器HDPB系列

CHARACTERISTICS REFERENCE

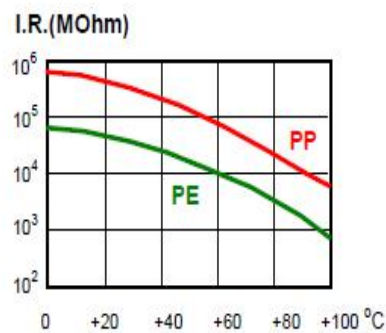
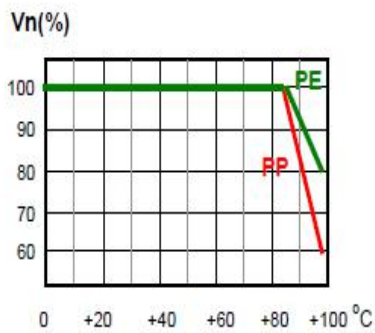
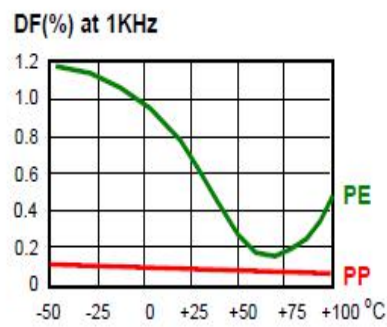
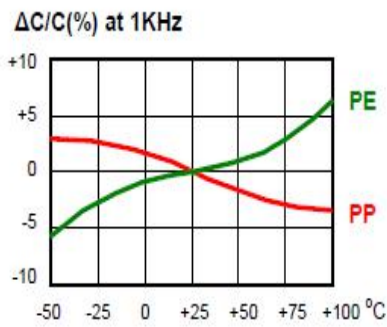
Solderring Temperature VS Time 焊接温度 VS 时间



Frequency Characteristics 频率特性



Temperature Characteristics 温度特性





预期寿命曲线 Expected lifetime curves

