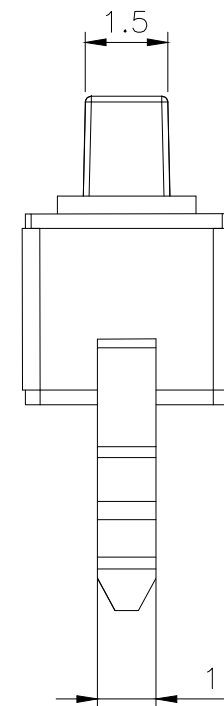
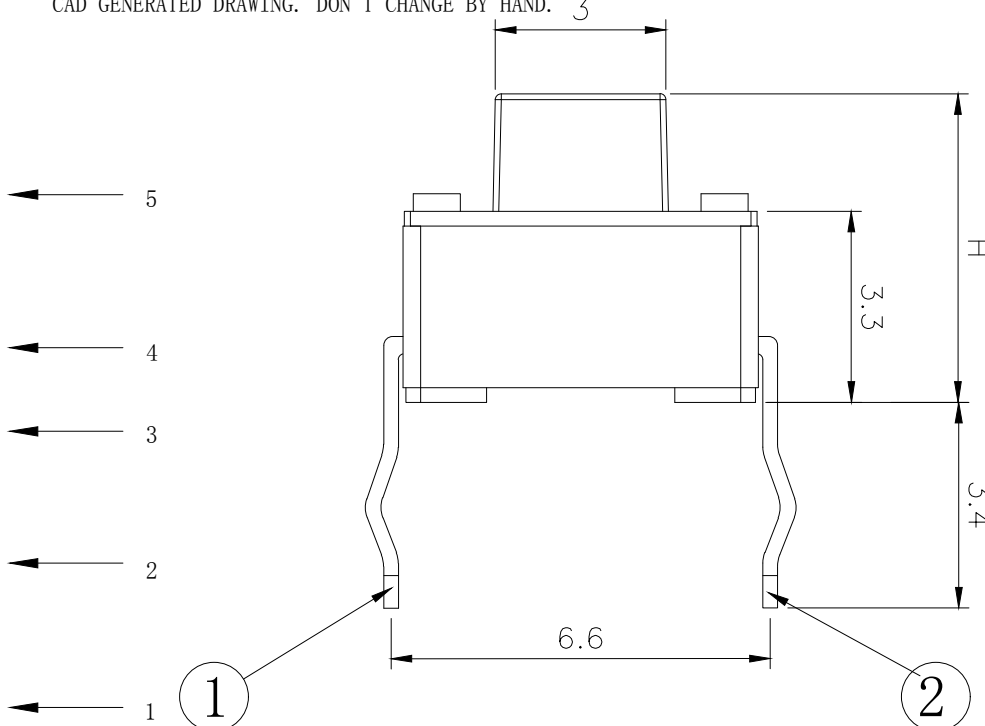
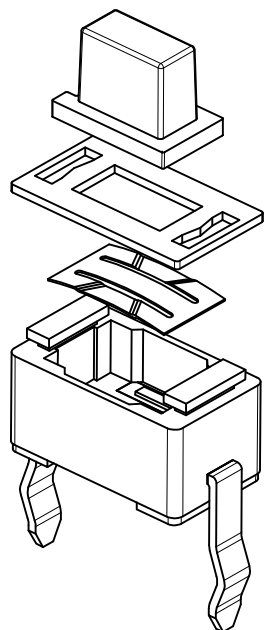


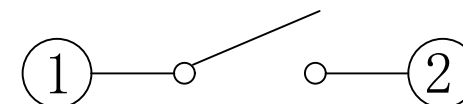
RoHS

CAD GENERATED DRAWING. DON'T CHANGE BY HAND.

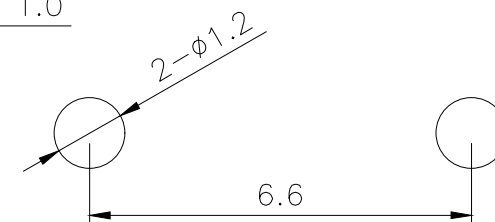
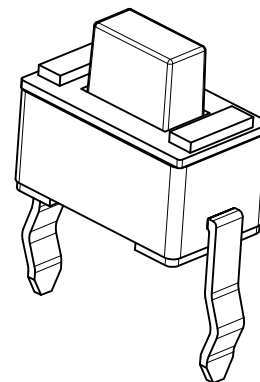
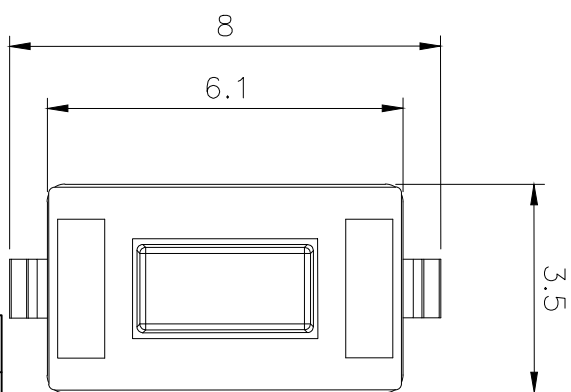
REV.	ECN. NO.	APPD.



H	
A	4.3
B	5.0
C	6.0



CIRCUIT DIAGRAM



PCB. WELDING DRAWING

Specification

Rate voltage.current	50mA DC12V
Contact resistance	≤100mΩ
Operating force	250±50gf
Travel	0.20±0.10mm
Insulated resistance	≥100MΩ
Dielectric strength	≥250VAC/1min
Life cycle	≥20000次

ITEM	PART NAME	Q' TY	MATERIAL	FINSH/COLOR
5	Button	1	PPA	White
4	Cover	1	Iron	Copper tin plating
3	Shrapnel	1	Stainless steel	Silver
2	Housing	1	PPA	White/Black
1	Cards	1	Brass	Silver

X. ±0.50	X. ° ±2°	UNITS mm
.X ±0.30	.X° ±1°	
.XX ±0.10	.XX° ±0.5°	MAT'L
.XXX ±0.05		FINISH
		Q' TY

THESE DRAWINGS AND SPECIFICATIONS ARE THE PROPERTY OF YIYUAN TECHNOLOGY CO.,LTD AND SHALL NOT BE REPRODUCED, COPIED OR USED IN ANY MANNER WITHOUT THE PRIOR WRITTEN CONSENT OF YIYUAN TECHNOLOGY CO.,LTD



深圳市怡远科技有限公司
SHENZHEN YIYUAN TECHNOLOGY CO.,LTD

PART NO.
YTS-B011-2H

TITLE:
TACTILE SWITCH

APPD: ROGER

DWG NO. :
YTS-B011-2H

CHKD: ROC

DR: BILLY WANG 2020/08/21

	SCALE	SHEET	REV.
	1/1	1/1	A1