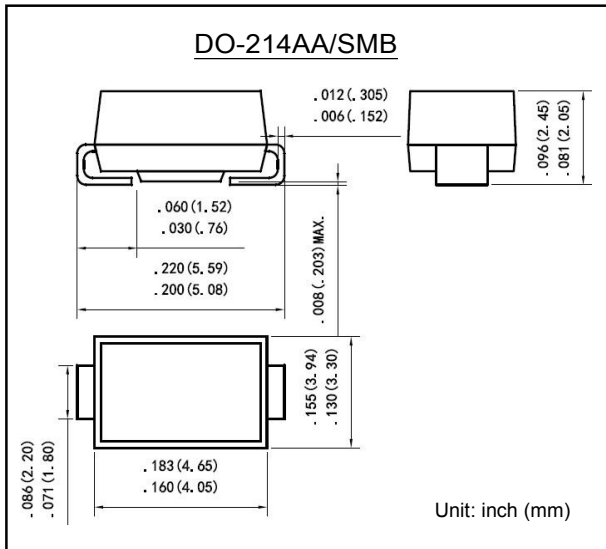




表面安装肖特基二极管
反向电压 20 ~ 200 V
正向电流 2.0 A

Surface Mounted Schottky Barrier Rectifiers
Reverse Voltage 20 ~ 200 V
Forward Current 2.0 A



特征 Features

- 反向漏电流低 Low reverse leakage
- 正向浪涌承受能力强 High forward surge capability
- 高信赖性 High reliability
- 高温焊接保证 High temperature soldering guaranteed:
260°C/10 秒
260°C/10seconds
- 引线 and 管体皆符合RoHS标准
Lead and body according with RoHS standard
- 型号后缀“-F”标记无卤素产品
Green compound with suffix "-F" on Marking

机械数据 Mechanical Data

- 封装外形:DO-214AA塑封 Case:DO-214AA Molded plastic
- 环氧树脂 : UL 易燃等级 : 94V-0
Epoxy: UL 94V-0 rate flame retardant
- 引脚 : 镀锡,无铅 Lead: Pure tin plated, lead free

最大值和特性 TA = 25°C 除非另有规定。

Maximum Ratings & Characteristics Ratings at 25°C ambient temperature unless otherwise specified.

| 参数 Parameter | 符号 Symbols | SS22 | SS23 | SS24 | SS25 | SS26 | SS28 | SS210 | SS215 | SS220 | 单位 Unit | |
|--|------------------------------------|--------------|------|------|------|------|--------------|-------|-------|-------|------------|------|
| 最大可重复峰值反向电压 Maximum repetitive peak reverse voltage | V_{RRM} | 20 | 30 | 40 | 50 | 60 | 80 | 100 | 150 | 200 | V | |
| 最大均方根电压 Maximum RMS voltage | V_{RMS} | 14 | 21 | 28 | 35 | 42 | 56 | 70 | 105 | 140 | V | |
| 最大直流阻断电压 Maximum DC blocking voltage | V_{DC} | 20 | 30 | 40 | 50 | 60 | 80 | 100 | 150 | 200 | V | |
| 最大正向平均整流电流 Maximum average forward rectified current | $I_{F(AV)}$ | 2.0 | | | | | | | | | A | |
| 正向不重复浪涌电流 8.3 ms单一正弦半波 Non-repetitive peak forward surge current 8.3 ms singlehalf sine-wave | I_{FSM} | 50 | | | | | | | | | A | |
| 最大正向电压 @IF=2.0A Maximum forward voltage | V_F | 0.55 | | | 0.70 | | 0.85 | | 0.92 | 0.95 | V | |
| 最大反向电流 @V _{DC} TA= 25°C Maximum reverse current TA= 100°C | I_R | 0.5 | | | | | 0.1 | | | | | mA |
| | | 20 | | | | | 10 | | | | | |
| 典型热阻 Typical thermal resistance (Note 1) | $R_{\theta JA}$ $R_{\theta JL}$ | 85 | | | | | | 25 | | | | °C/W |
| 典型结电容 VR=4.0V,f=1MHz Type junction capacitance | C_J | 180 | | | | | | | | | pF | |
| 工作结温 Operating junction | T_J | -55 --- +125 | | | | | -55 --- +150 | | | | | °C |
| 存储温度 Storage temperature rang | T_{STG} | -55 --- +150 | | | | | | | | | °C | |

备注 Note:

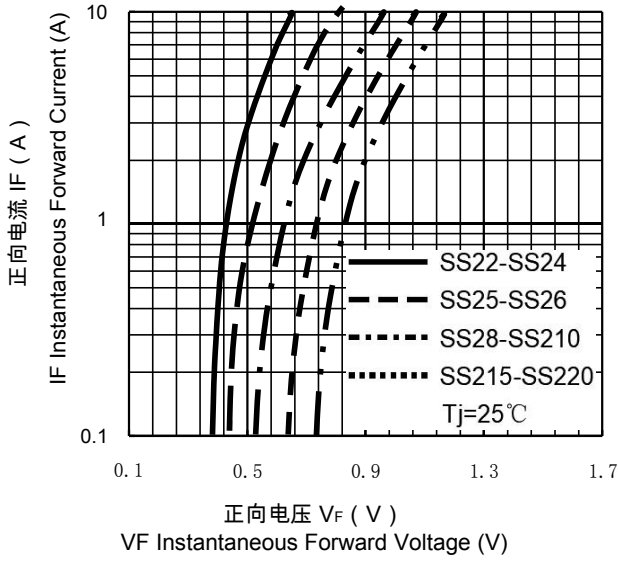
- 1) 安装在PCB板上，从PN结到周围环境的热阻。
- 1) Thermal resistance from junction to ambient , PCB mounted.



特性曲线 Characteristic Curves

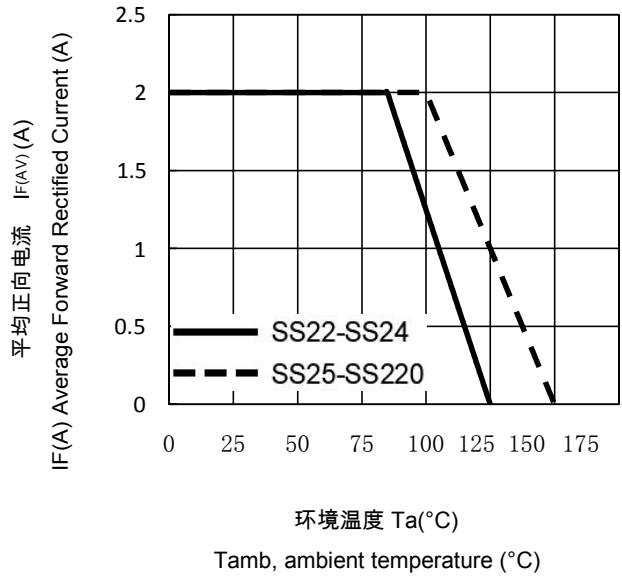
正向特性曲线 (典型值)

TYPICAL FORWARD CHARACTERISTIC



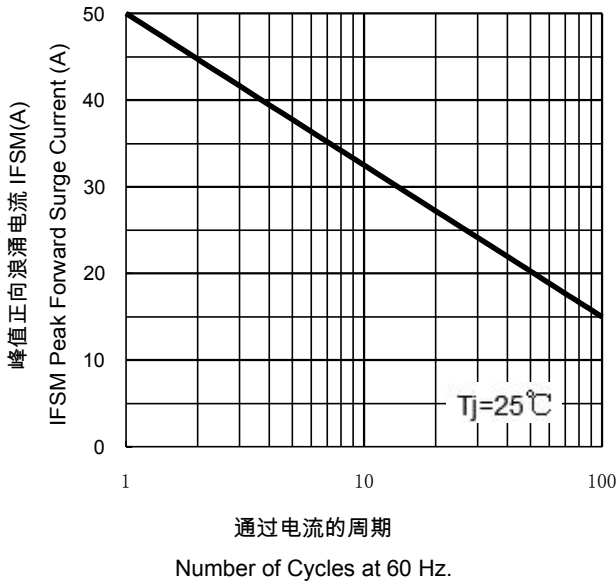
正向电流降额曲线

FORWARD CURRENT DERATING CURVE



浪涌特性曲线 (最大值)

MAXIMUM NON REPETITIVE PEAK FORWARD SURGE CURRENT



反向特性曲线

Typical Reverse Characteristics

