

承認書

SPECIFICATION FOR APPROVAL

CUSTOMER: 2144

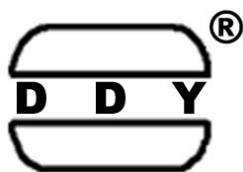
DESCRIPTION: WIRE WOUND CHIP INDUCTOR

DDY PART NO: WI0603LD220KST-C-HF

CUSTOMERMODELNO: _____

DRAWING		
MADE	CHECKED	APPROVED
聂旭彬	黄志伟	陈启善
DATE:	2021年11月15日	

CUSTOMER APPROVE



惠州市德立电子有限公司
HUI ZHOU DE LI ELECTRONICS CO., LTD

廣東省博羅縣洲際工業園梅園三路
NO.3 MEI YUAN ROAD, ZHOU JI INDUSTRIAL AREA, BOLUO COUNTY GUANGDONG

電話：0752-6207968 0752-6207962

傳真：0752-6207969

郵編：516100

Http://ddycoils.com



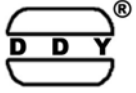
惠州市德立电子有限公司

HUIZHOU DE LI ELECTRONICS CO., LTD

CUSTOMER:	2144	REV NO:	A1.0
DESCRIPTION:	WIRE WOUND CHIP INDUCTOR	PAGE NO:	PAGE 1 OF 5
PART NO:	WI0603LD220KST-C-HF	SN.	
CUSTOMER NO:		DATE:	2021年11月15日

CATALOG

Resume	P2
Shape & Dimension	P3
Characteristic	P3
Part numbering system	P3
General specification	P3
Soldering Conditions	P4
Package Information	P5



惠州市德立电子有限公司

HULZHOU DE LI ELECTRONICS CO., LTD

CUSTOMER:	2144	REV NO:	A1.0
DESCRIPTION:	WIRE WOUND CHIP INDUCTOR	PAGE NO:	PAGE 3 OF 5
PART NO:	WI0603LD220KST-C-HF	SN.	
CUSTOMER NO:		DATE:	2021年11月15日

1.SHAPE & DIMENSION

UNIT:mm

CODE	L	W	T	E	F	D	
DIMENSION	1.80MAX	1.25MAX	1.20MAX	0.64Typ.	1.02Typ.	0.64Typ.	

2. ELECTRICAL CHARACTERISTICS @25°C

ITEM	SPEC. RANGE	TEST CONDITION	TEST INSTRUMENTS
L (μH)	22±10%	2.5MHz/0.5V	HP4286A
Q 值	14 Typ	2.5MHz/0.5V	
Rdc (Ω)	4.69 MAX		502BC
Irms (mA)	200 MAX		TH2829A+TH1778A
SRF (MHz)	24 TYP		E5071C ENA

3. PART NUMBERING SYSTEM

WI □□□□ □□ □R□ □ □ □ — □□
1 **2** **3** **4** **5** **6** **7** **8**

- 1 PRODUCT SYMBOL (产品代号)
- 2 DIMENSIONS (规格尺寸)
- 3 MATERIAL (芯片类型)
- 4 INDUCTANCE (电感量)
- 5 TOLERANCE (公差) : J±5%; K±10%; M±20%
- 6 TERMINAL (端电极材料) : S-锡端头;
- 7 PACKAGING (包装方式) : T-编带盘装; B-散装
- 8 E.P. (环保) : LF—Lead Free HF—Halogen Free FP—Red Phosphor Free

4.GENERAL SPECIFICATION

- a. Rating DC current: Temperature rise(ΔT) is 40°C approximately at I_{rms}.
- b. Operating temp.: -40°C~ +85°C
- c. Storage temp.: -10°C ~ +40°C R.H.: 65% Max
- d. Moisture sensitivity level (MSL) 2 (1 year floor life at <30°C/65% relative humidity)

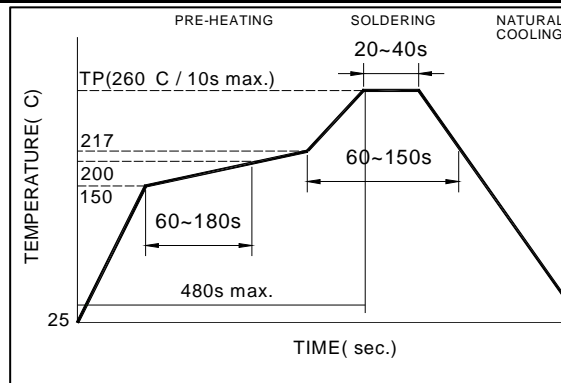
APPROVED BY	CHECKED BY	DRAFT
陈启善	黄志伟	聂旭彬



CUSTOMER:	2144	REV NO:	A1.0
DESCRIPTION:	WIRE WOUND CHIP INDUCTOR	PAGE NO:	PAGE 4 OF 5
PART NO:	WI0603LD220KST-C-HF	SN.	
CUSTOMER NO:		DATE:	2021年11月15日

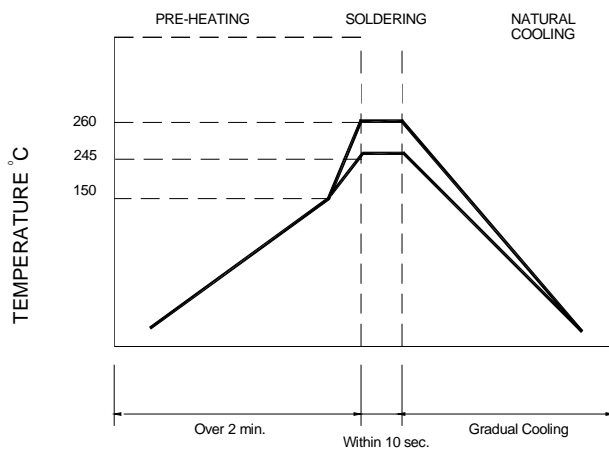
5. SOLDERING CONDITIONS

**Figure 1.
Re-flow
Soldering (Lead
Free)**



Note:

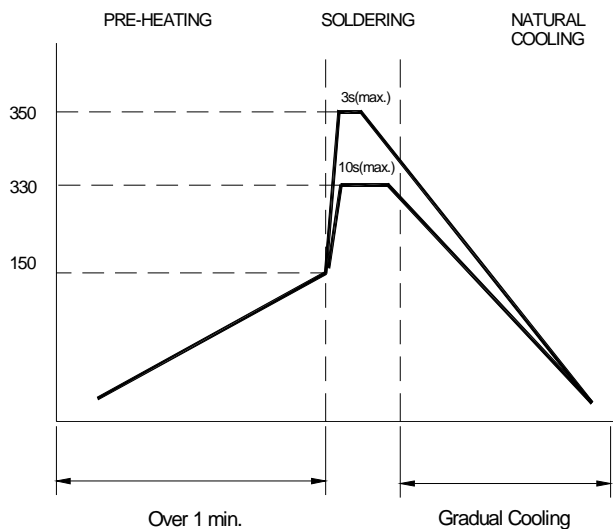
**Figure 2.
Wave Soldering**



Note :

- Never contact the ceramic with the iron tip
- 1.0mm tip diameter (max)

**Figure 3.
Hand Soldering**



Note:

- Use a 20 watt soldering iron with tip diameter of 1.0mm
- Limit soldering time to 3 sec.

APPROVED BY	CHECKED BY	DRAWN BY
陈启善	黄志伟	聂旭彬

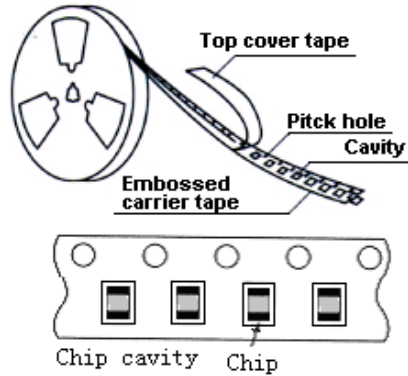
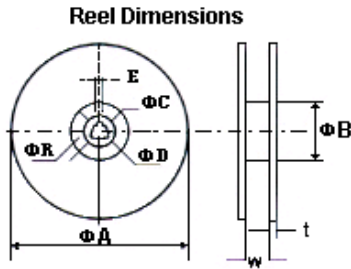


惠州市德立电子有限公司

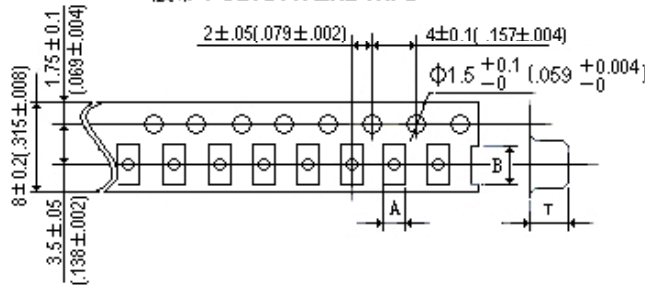
HUIZHOU DE LI ELECTRONICS CO., LTD

CUSTOMER:	2144	REV NO:	A1.0
DESCRIPTION:	WIRE WOUND CHIP INDUCTOR	PAGE NO:	PAGE 5 OF 5
PART NO:	WI0603LD220KST-C-HF	SN:	
CUSTOMER NO:		DATE:	2021年11月15日

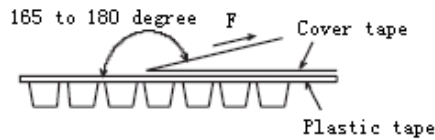
6. PACKAGING(unit: mm)



胶带 POLYSTYRENE TAPE



Peeling off force
Full strength
0402~1210:20g~80g
Speed of peeling off:
300mm/min±10%



	A	B	T
	Typ	Typ	Typ
胶带	1.15	1.83	0.95

ΦA	ΦB	ΦC	ΦD	E	W	t	R
Typ	Typ	Typ	Typ	Typ	Typ	Typ	Typ
178	60	13	21	2	8.4	2	1

包装数量(PACKAGING QUANTITY): 4000Pcs/盘

注意:

此物料不涉及汽车或相关产品方面的应用, 否则, 由此引起的一切品质和责任问题, 我司将概不承担。

APPROVED BY	CHECKED BY	DRAFT
陈启善	黄志伟	聂旭彬