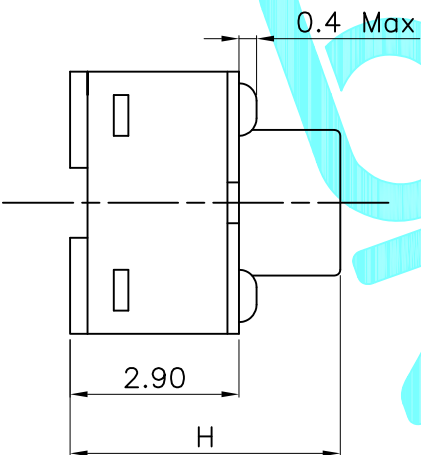
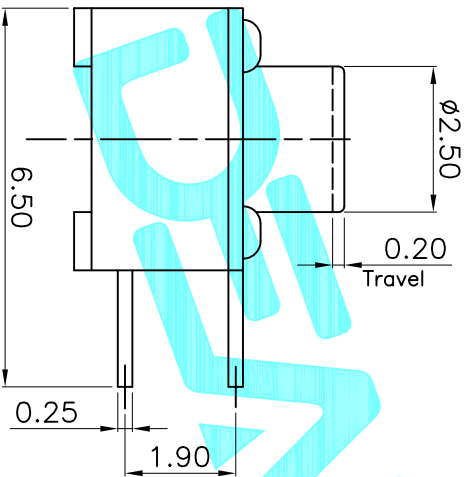
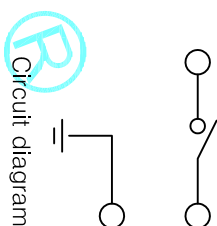


PCB Layout(Pattern Side)



NO.1	
PART NO	H
XX	3.8
XX	4.3
XX	4.8
XX	5.0
XX	5.5
XX	6.0
XX	6.5
XX	7.0
XX	7.5
XX	8.0
XX	8.5
XX	9.0

NO.2	
PART NO	vigor
070	70±30
100	100±50
160	160±50
250	250±50
320	320±80
350	350±80
520	520±130

ITEM	PART NAME	QTY.	MATERIAL	FINISHING
⑤	Terminal	2	Brass(O.30t)	Plating silver
④	Contact	1	F.Ag/SUS	
③	Base	1	PA46	Black
②	Cover	1	SUS	
①	Keystoke	1	PA46	Black

APPROVALS		DATE
DRAWN	G.M Chen	2013/2/1
CHECKED		
APPROVALS		

ECN NO.	REV	DATE	DESCRIPTION	CHANGE	CHECK	APPRO.
	A		NEW			

TOLERANCES ARE	30~φ1.1	φ0.30	ANGLE	PART NO.	SCALE: 1:1	PROJ.
	10~φ30	±0.20		TC-1150DL-XXH-XXX		
	5~φ10	±0.15	±2°	DRAWING NO.		
	~5	±0.10				

DEALON
ELECTRONICS CO.,LTD

TITLE: TACT SWITCHS

TITLE: TACT SWITCHS

TITLE: TACT SWITCHS

TITLE: TACT SWITCHS

TITLE: TACT SWITCHS

SHEET 1 OF 1