修订 REV	标记 MARK	修改摘要 REVISION DESCRIPTION	签名 SIGNATURE	日期 DATE
A0		NEW DWG		2016-03-12

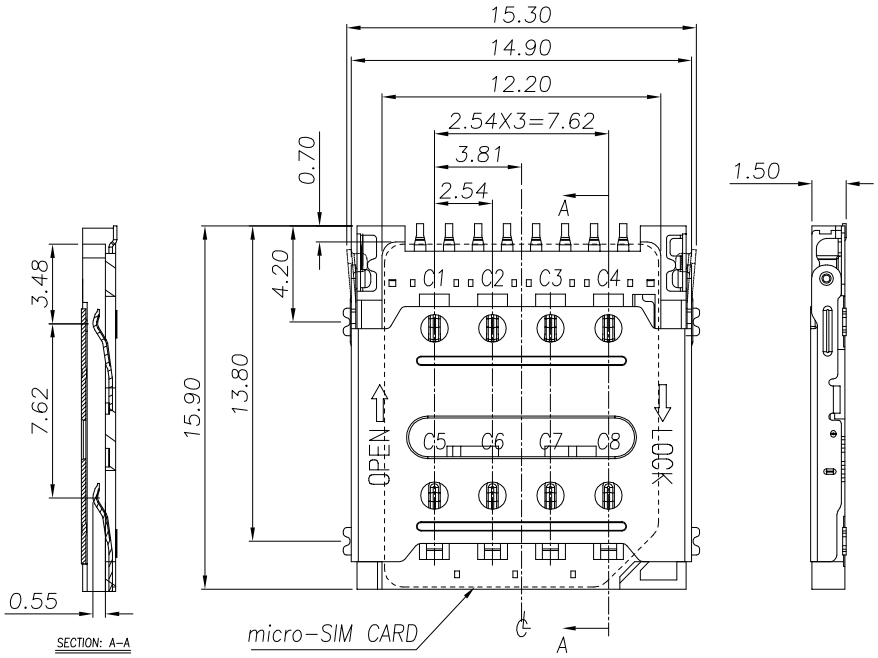

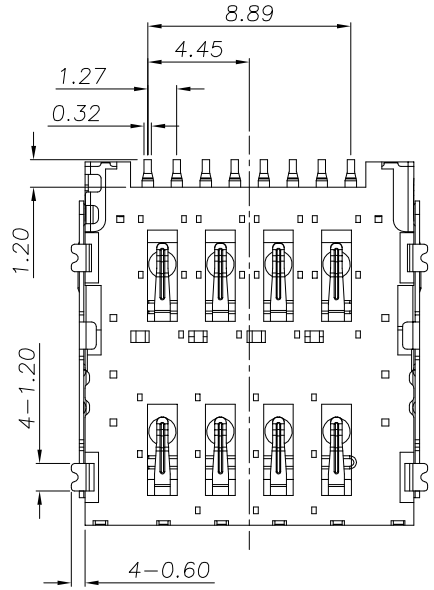

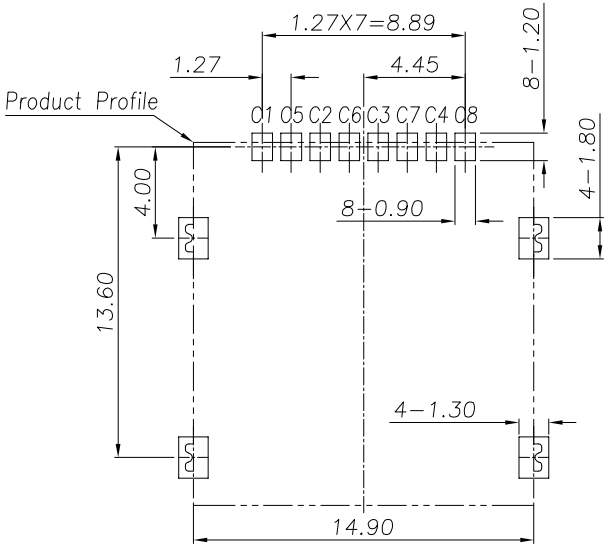

RECOMMENDED PCB LAYOUT

GENERAY TOLERANCE ±0.05

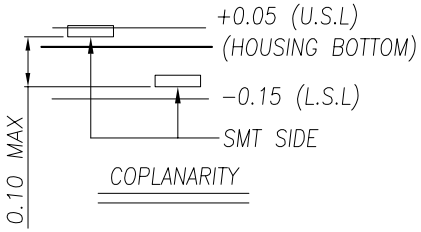

COPLANARITY

NOTES:

1. ELECTRICAL CHARACTERISTICS
   - 1-1. CONTACT RESISTANCE: 60 Milliohms Max
   - 1-2. INSULATION RESISTANCE: 1,000 Megohms Min.
   - 1-3. DIELECTRIC WITHSTANDING VOLTAGE: 500V AC FOR 1 MINUTE.
2. MECHANICAL CHARACTERISTICS
   - 2-1. OPERATION TEMPERATURE RANGE: -25°C~+70°C
   - 2-2. DURABILITY: 5000 CYCLES
3. MATERIAL:
   - 3-1. HOUSING: THERMOPLASTIC,UL 94-V0
   - 3-2. TERMINAL: PHOSPHOR BRONZE,T=0.15
   - 3-3. SHELL: STAINLESS STEEL,T=0.15
4. FINISHED:
   - 4-1. TERMINAL: Ni PLATED UNDER,Au PLATED ON CONTACT AREA,G/F PLATED ON SOLDERTAIL
   - 4-2. SHELL: Ni PLATED UNDER,G/F PLATED ON SOLDERTAIL

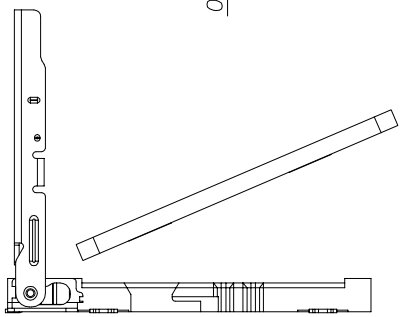

STEP 1 INSERT Micro-SIM CARD

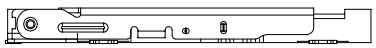

STEP 2 PUSH THE SHELL

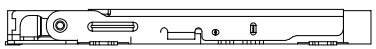

STEP 3 FINISH

SIM CARD	
Pin No.	NAME
C1	VCC
C2	RST
C3	CLK
C4	RESERVED
C5	GND
C6	VPP
C7	I/O
C8	RESERVED

深圳市华德共创科技有限公司
Shenzhen Huade co-create Technology Co.,LTD
电话：0755-23304126 传真：0755-29940187

-TOLERANCES- UNLESS OTHERWISE SPECIFIED 公差参数表				TITLE: 产品名称: MICRO SIM 1.5H 8P掀盖式			
X.X ±0.30	X.X° ±3°	APPD: 核准:		PART NO: 产品编号: K-DYX-005			
X.XX ±0.20	X.XX° ±2°	CHECK: 校对:	王建业	DATE	SCALE	UNIT	CODE NUMBER
X.XXX ±0.10	X.XXX° ±1°	DRAW: 绘图:	黄艳兰	2016-03-12	1:1	mm	A001