

6.0 mm×3.5 mm SMD Light Touch Switches

Type: **EVQPE1/EVQPN/EVQ5P**



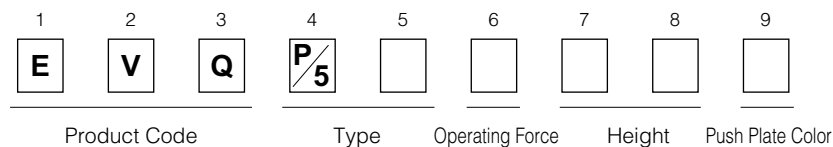
■ Features

- External dimensions : 6.0 mm×3.5 mm, Height 4.3 mm, 5.0 mm

■ Recommended Applications

- Car audio equipment

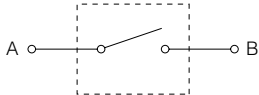
■ Explanation of Part Numbers



■ Product Chart

Operating Force	Type	SMD	Height
1.0 N±0.5 N		EVQPE1	H=4.3 mm H=5.0 mm
1.6 N±0.5 N		EVQPNF	
2.4 N±0.6 N		EVQ5PN	

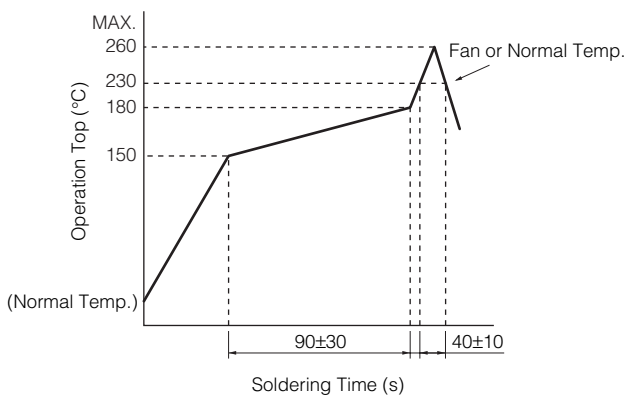
■ Specifications

Type	Snap action/Push-on type SPST	
Electrical	Circuit Diagram	
	Rating	10 μA 2 Vdc to 50 mA 12 Vdc (Resistive load)
	Contact Resistance	100 mΩ max.
	Insulation Resistance	100 MΩ min. (at 100 Vdc)
	Dielectric Withstanding Voltage	250 Vac for 1 minute
	Bouncing	10 ms max. (ON, OFF)
Mechanical	Operating Force	1.0 N±0.5N (Low force type) 1.6 N±0.5 N (Standard) 2.4 N±0.6 N
	Travel	0.25 mm ^{+0.20} / _{-0.10} mm
Endurance	Operating Life	50000 cycles min. 30000 cycles min.
Operating Temperature		-30 °C to +85 °C
Storage Temperature		-40 °C to +85 °C (Bulk) -20 °C to +60 °C (Taping)
Minimum Quantity/Packing Unit		2000 pcs. Embossed Taping(Reel Pack) (H = 5.0 mm) 2500 pcs. Embossed Taping(Reel Pack) (H = 4.3 mm)
Quantity/Carton		10000 pcs. (H = 5.0 mm) 12500 pcs. (H = 4.3 mm)

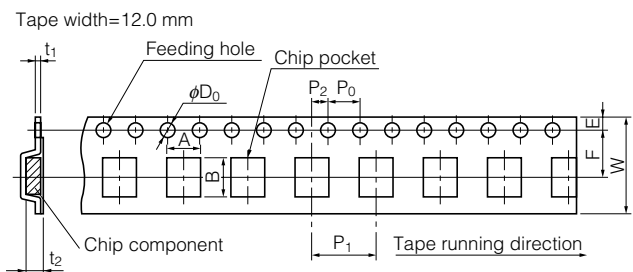
■ Dimensions in mm (not to scale)

EVQPE1 EVQPNF EVQ5PN (Embossed Taping)				
Part Numbers	Operating Force	H=Height	Push Plate Color	Operating Life
EVQPE104K	1.0 N	4.3 mm	Black	50000 cycles
EVQPE105K	1.0 N	5.0 mm	Black	50000 cycles
EVQPNF04M	1.6 N	4.3 mm	Natural	50000 cycles
EVQPNF05M	1.6 N	5.0 mm	Natural	50000 cycles
EVQ5PN04K	2.4 N	4.3 mm	Black	30000 cycles
EVQ5PN05K	2.4 N	5.0 mm	Black	30000 cycles

■ Recommended Reflow Soldering Conditions



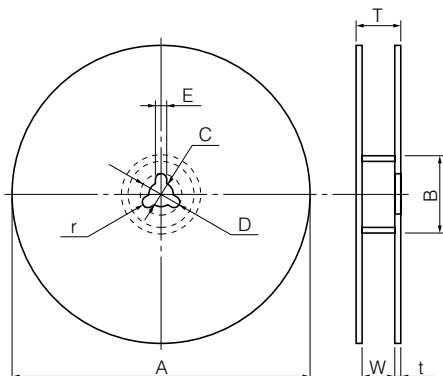
● Embossed Carrier Taping



Part No.	Height	A	B	W	F	E	P ₁	P ₂	P ₀	D ₀ Dia.	t ₁	t ₂
EVQPE1 EVQPN EVQ5P	4.3/5.0	5.8±0.2	7.9±0.2	12.0±0.3	5.5±0.1	1.75±0.10	8.0±0.1	2.0±0.1	4.0±0.1	1.5 ^{+0.1} ₀	0.4±0.05	4.5/5.2±0.2

Unit: mm

● Standard Reel Dimensions in mm (not to scale)



Item	A	B	C	D	E
Rate (mm)	φ370.0±2.0	φ50.0 min.	φ13.0±0.5	φ21.0±1.0	2.0±0.5

Item	W	T	t	r
Rate (mm)	14.0±1.5	—	1.0 to 3.0	1.0±0.5