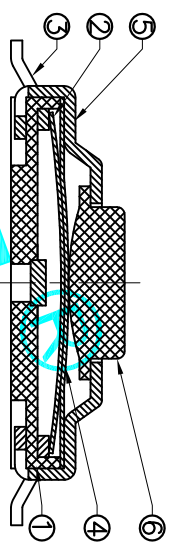
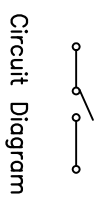
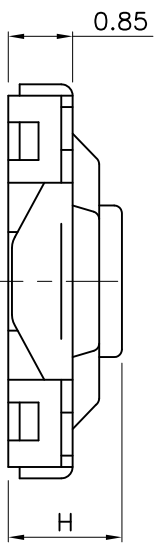
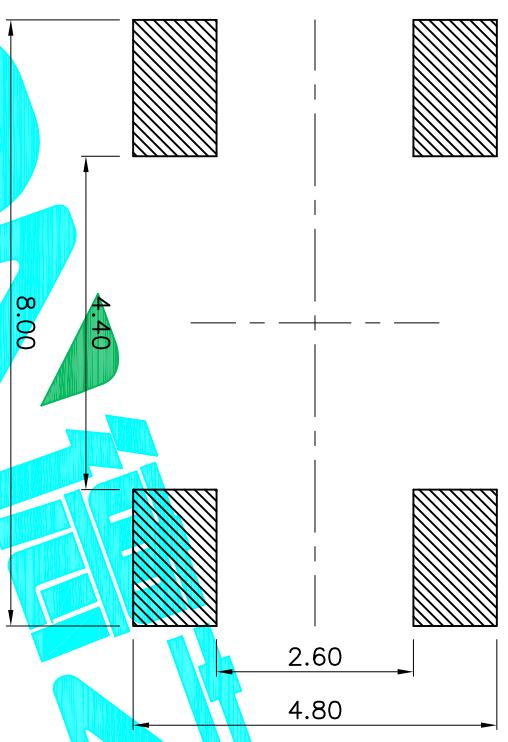


PCB Layout (Pattern side)



NO.1		NO.2	
PART NO	H	PART NO	vigor
XX	1.50	070	70±30
XX	1.60	130	100±50
XX	1.70	160	160±50
XX	2.00	250	250±50
XX	2.50	320	320±80
XX	3.00	350	350±80
XX	4.30		

ITEM	PART NAME	QTY.	MATERIAL	FINISHING
⑥	Knob	1	Brass	Yellow
⑤	Cover	1	SUS	Natural
④	Dust Cover	1	Kapton Film	Yellow
③	Terminal	4	Phosphor Bronze	Plating silver
②	Contact	1	F. Ag/SUS	Natural
①	Base	1	Nylon	Black

APPROVALS		DATE	TITLE:	
DRAWN	G.M.Chen	2015/5/19	TACT SWITCHES	
CHECKED				
APPROVALS				
PART NO.		TD-1152SR-XXH-XXX	SCALE:	1:1
DESCRIPTION:		NEW	SHEET	1 OF 1
ECN NO.	REV.	DATE.	CHANGE.	CHECK.
	A			APPRO.
TOLERANCES ARE				
	30 ^{±0.15}	±0.30	ANGLE	±2°
	10 ^{±0.10}	±0.20	UNIT:	mm
	5 ^{±0.10}	±0.15	DRAWING NO.	
DEALON ELECTRONICS CO.,LTD			PROJ.	