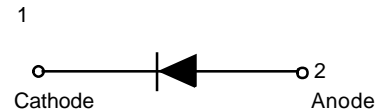



LNZ8F5V6T5G

S-LNZ8F5V6T5G

Zener Voltage Regulators
200 mW SOD- Surface Mount



1. FEATURES

- Standard Zener Breakdown Voltage Range – 2.4 V to 24 V
- Steady State Power Rating of 200 mW
- ESD Rating of Class 3 (>16 kV) per Human Body Model
- We declare that the material of product compliance with RoHS requirements and Halogen Free.
- S- prefix for automotive and other applications requiring unique site and control change requirements; AEC-Q101 qualified and PPAP capable.

2. DEVICE MARKING AND ORDERING INFORMATION

Device	Marking	Shipping
LNZ8F5V6T5G	5	10000/Tape&Reel

3. MAXIMUM RATINGS(Ta = 25°C)

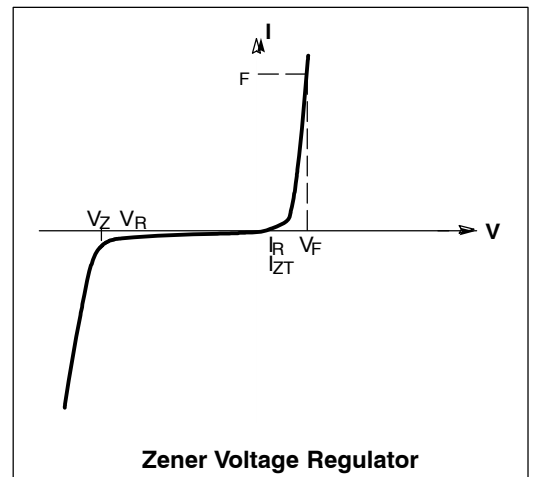
Parameter	Symbol	Limits	Unit
Total Device Dissipation, FR-5 Board (Note 1) @ TA = 25°C	PD	200	mW
Junction and Storage temperature	TJ,Tstg	-65 ~ +150	°C

4. ELECTRICAL CHARACTERISTICS

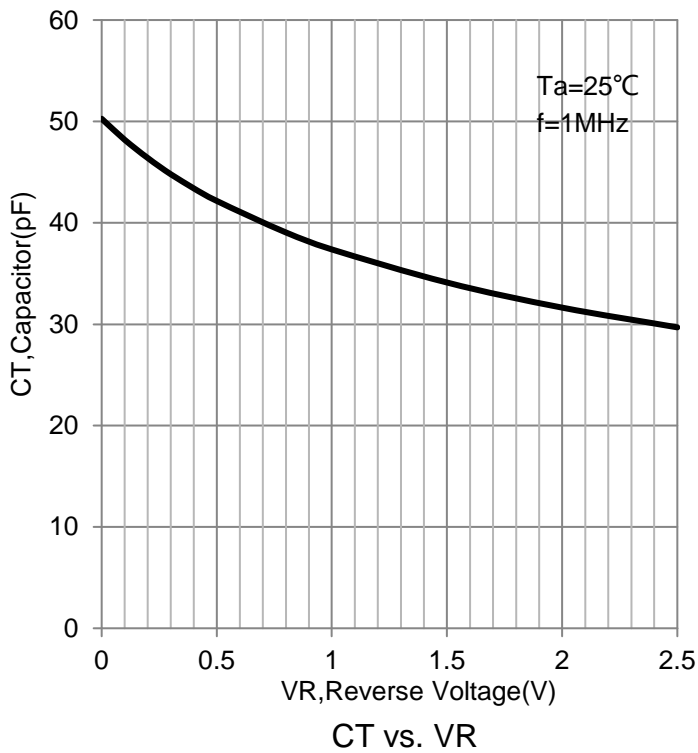
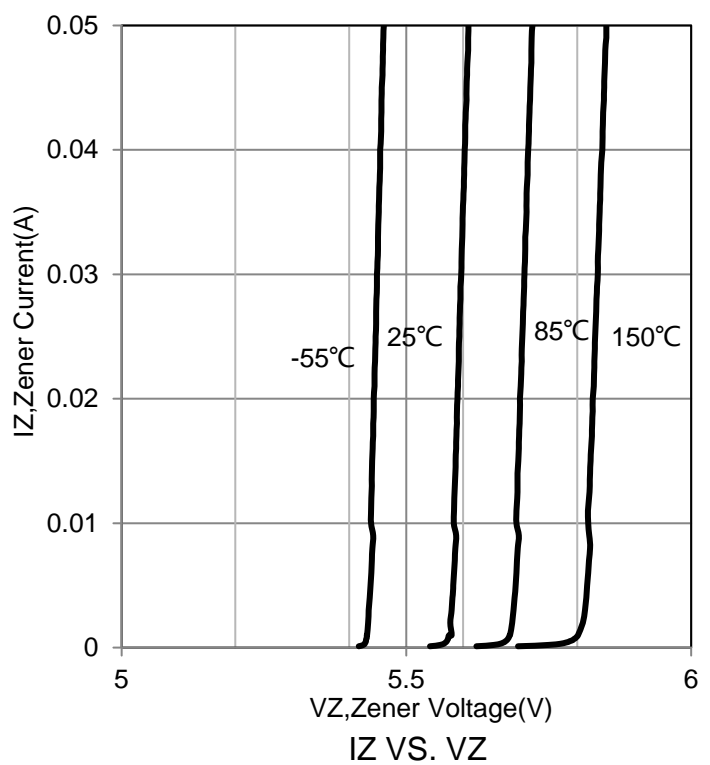
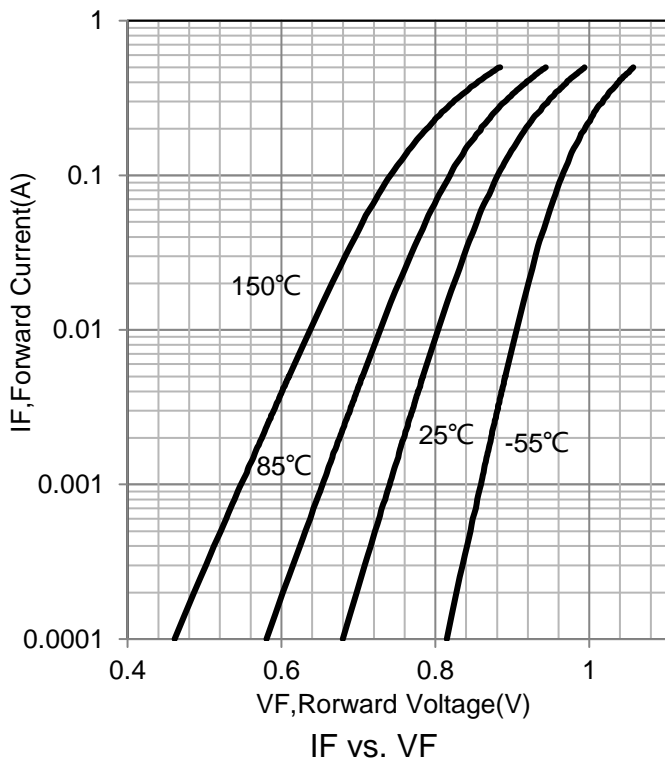
Device	Zener Voltage (Note1)			Zener Impedance				Leakage Current				θVZ		C(PF) @ VR = 0 f = 1 MHz
	VZ (Volts)			@ IZT	@ IZT	ZZK @ IZK	IR @ VR	IR @ VR	θVZ (mV/k) @ IZT		Min	Max		
	Min	Typ.	Max	mA	Ω	Ω	mA	μA	Volts	μA	Volts	Min	Max	
LNZ8F5V6T5G	5.32	5.6	5.88	5	60	200	0.5	10	3.8	1	2.5	-2	2.5	115

1. Zener voltage is measured with a pulse test current IZ at an ambient temperature of 25°C.
2. TA = 25°C unless otherwise noted, VF = 0.9 V Max. @ IF = 10 mA for all types)

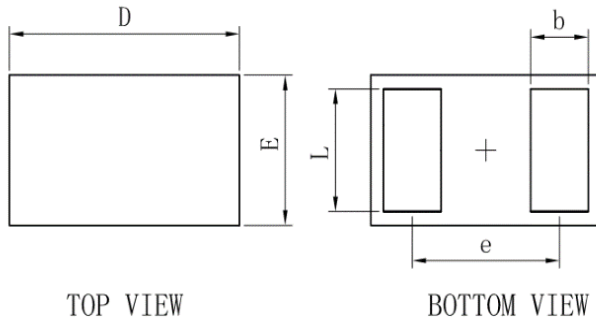
Symbol	Parameter
VZ	Reverse Zener Voltage @ IZT
IZT	Reverse Current
ZZT	Maximum Zener Impedance @ IZT
IZK	Reverse Current
ZZK	Maximum Zener Impedance @ IZK
IR	Reverse Leakage Current @ VR
VR	Reverse Voltage
IF	Forward Current
VF	Forward Voltage @ IF
θVZ	Maximum Temperature Coefficient of VZ
C	Max. Capacitance @ VR = 0 and f = 1 MHz



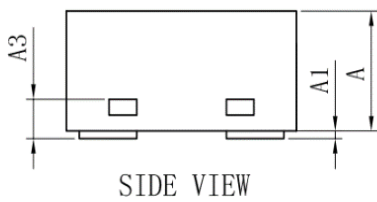
5. ELECTRICAL CHARACTERISTICS CURVES



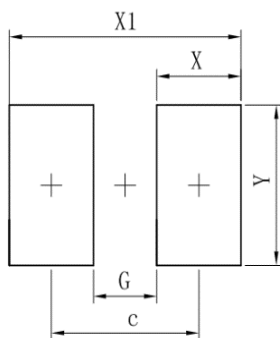
6. OUTLINE AND DIMENSIONS



SOD882			
Dim	Min	Typ.	Max
D	0.95	1.00	1.05
E	0.55	0.60	0.65
e	-	0.64	-
L	0.44	0.49	0.54
b	0.20	0.25	0.30
A	0.43	0.48	0.53
A1	0	-	0.05
A3	0.127REF.		
All Dimensions in mm			



7. SOLDERING FOOTPRINT



Dimensions	(mm)
c	0.70
G	0.30
X	0.40
X1	1.10
Y	0.70