




# SMD Power Inductor

## CDRH10D68/A



### Electrical Characteristics

Part Name	Stamp	Inductance ( $\mu$ H) ※1	D.C.R. (m $\Omega$ ) [Max.] (Typ.) (at 20°C)	Rated current (A) (at 125°C) ※2
CDRH10D68/ANP-100MC	100	10 $\mu$ H $\pm$ 20%	26.3(21)	3.05
CDRH10D68/ANP-120MC	120	12 $\mu$ H $\pm$ 20%	28.8(23)	2.80
CDRH10D68/ANP-150MC	150	15 $\mu$ H $\pm$ 20%	35.0(28)	2.55
CDRH10D68/ANP-180MC	180	18 $\mu$ H $\pm$ 20%	37.5(30)	2.42
CDRH10D68/ANP-220MC	220	22 $\mu$ H $\pm$ 20%	51.3(41)	2.05
CDRH10D68/ANP-270MC	270	27 $\mu$ H $\pm$ 20%	63.8(51)	1.90
CDRH10D68/ANP-330MC	330	33 $\mu$ H $\pm$ 20%	80.0(64)	1.68
CDRH10D68/ANP-390MC	390	39 $\mu$ H $\pm$ 20%	100(80)	1.50
CDRH10D68/ANP-470MC	470	47 $\mu$ H $\pm$ 20%	125(100)	1.32
CDRH10D68/ANP-560MC	560	56 $\mu$ H $\pm$ 20%	156(125)	1.24
CDRH10D68/ANP-680MC	680	68 $\mu$ H $\pm$ 20%	191(153)	1.12
CDRH10D68/ANP-820MC	820	82 $\mu$ H $\pm$ 20%	215(172)	1.03
CDRH10D68/ANP-101MC	101	100 $\mu$ H $\pm$ 20%	250(200)	0.92
CDRH10D68/ANP-121MC	121	120 $\mu$ H $\pm$ 20%	273(218)	0.88
CDRH10D68/ANP-151MC	151	150 $\mu$ H $\pm$ 20%	359(287)	0.77
CDRH10D68/ANP-181MC	181	180 $\mu$ H $\pm$ 20%	463(370)	0.70
CDRH10D68/ANP-221MC	221	220 $\mu$ H $\pm$ 20%	590(472)	0.63
CDRH10D68/ANP-271MC	271	270 $\mu$ H $\pm$ 20%	674(539)	0.58
CDRH10D68/ANP-331MC	331	330 $\mu$ H $\pm$ 20%	740(592)	0.52
CDRH10D68/ANP-391MC	391	390 $\mu$ H $\pm$ 20%	986(789)	0.47
CDRH10D68/ANP-471MC	471	470 $\mu$ H $\pm$ 20%	1105(884)	0.45
CDRH10D68/ANP-561MC	561	560 $\mu$ H $\pm$ 20%	1206(965)	0.40

※1 Measuring condition inductance at 100kHz.

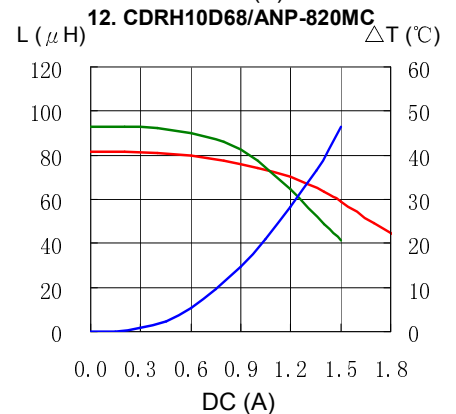
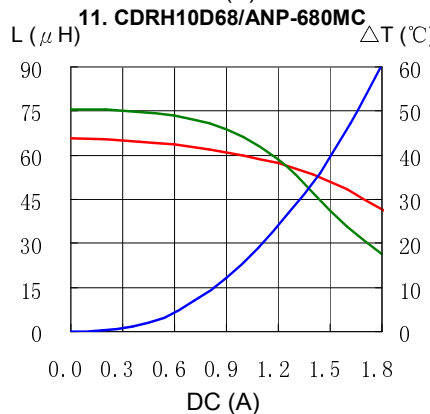
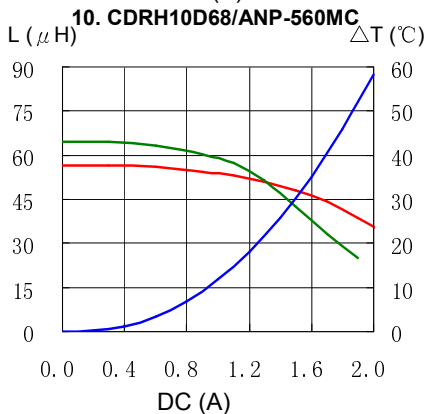
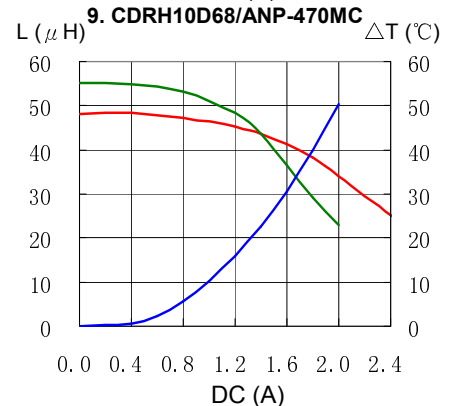
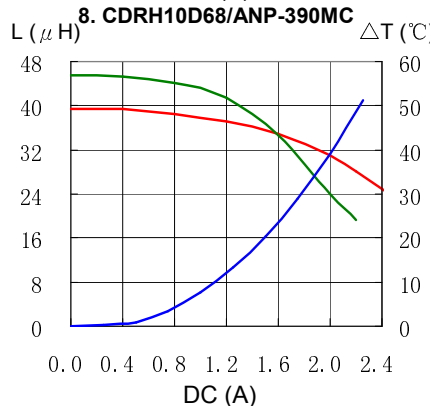
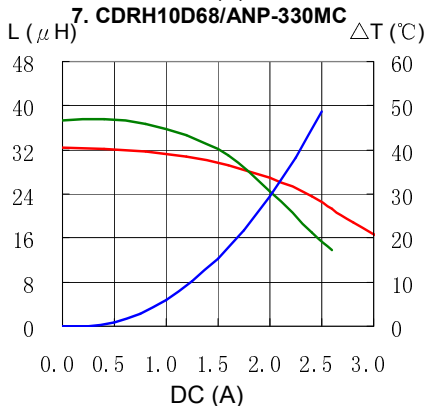
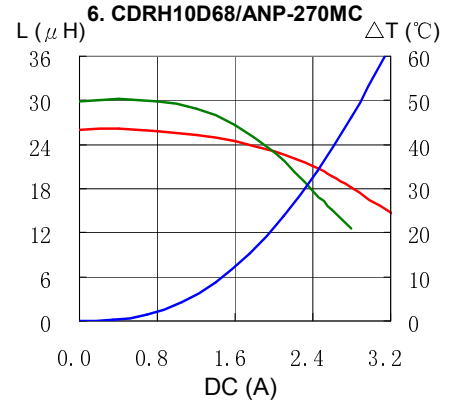
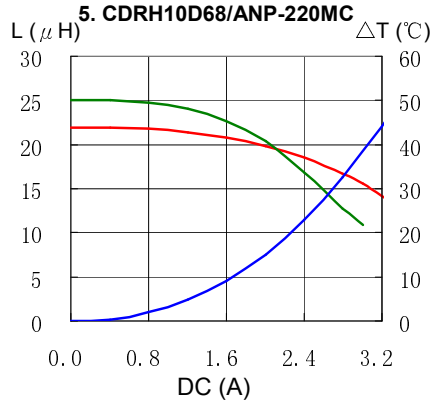
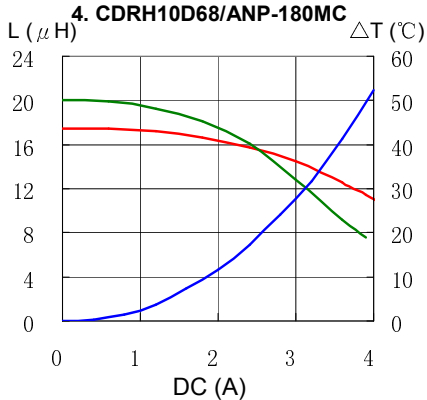
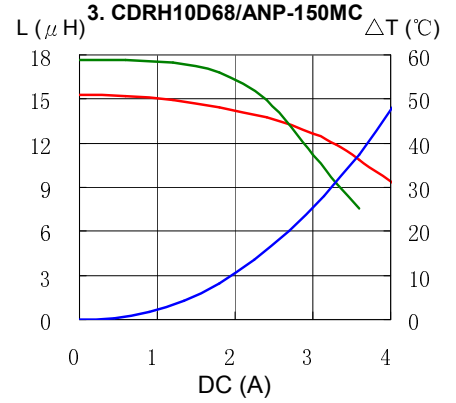
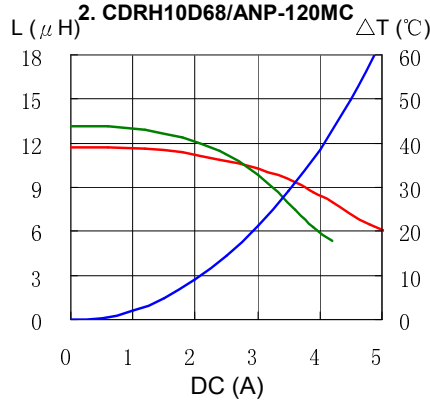
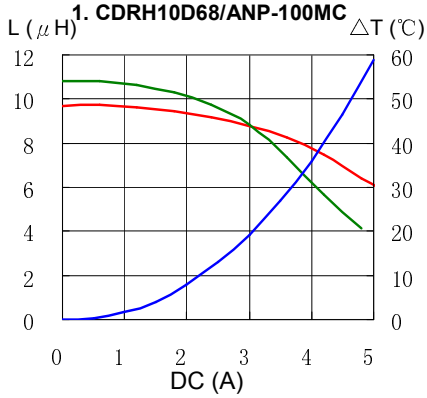
※2. Rated current: The DC current at which the inductance decreases to 65% of its nominal value or when  $\Delta t=30^{\circ}\text{C}$ , whichever is lower .

# SMD Power Inductor CDRH10D68/A



## Saturation Current & Temperature Rise Graph

— L (20°C) — L (125°C) —  $\Delta T$

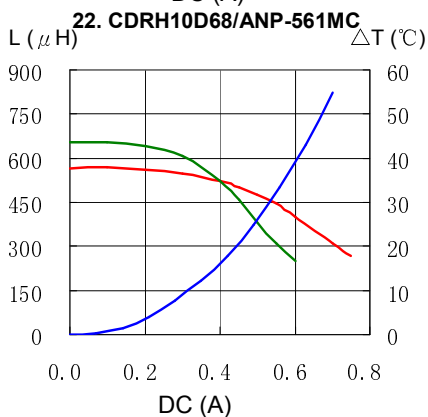
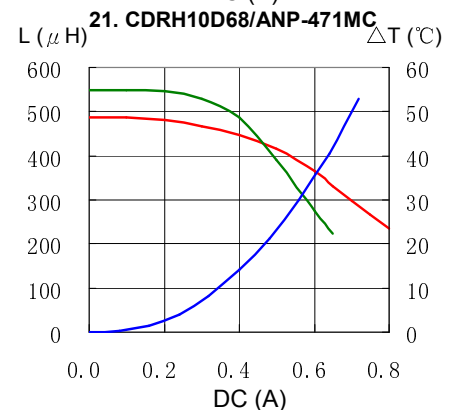
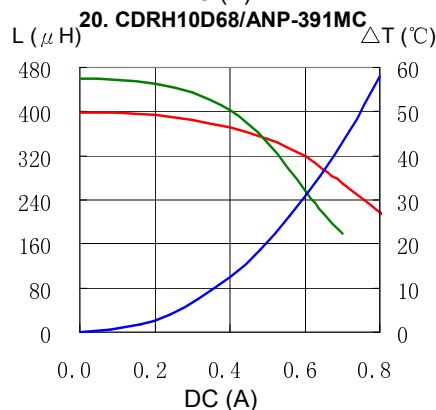
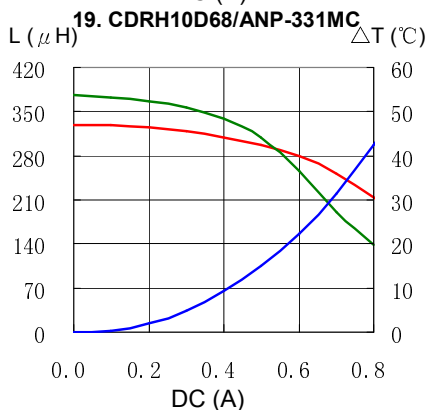
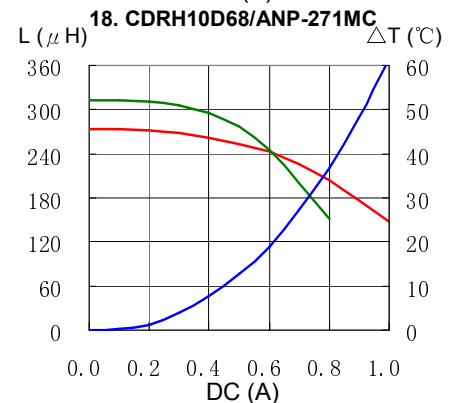
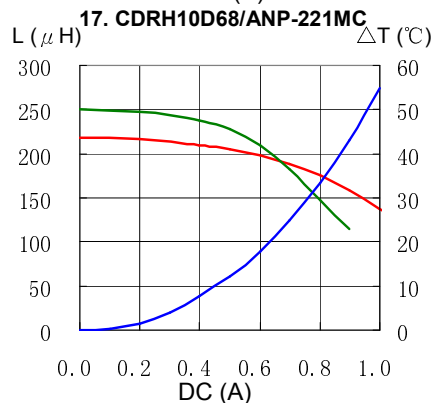
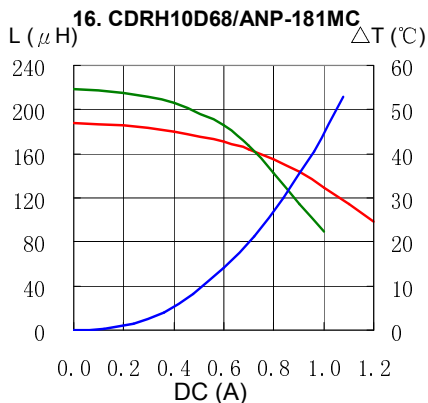
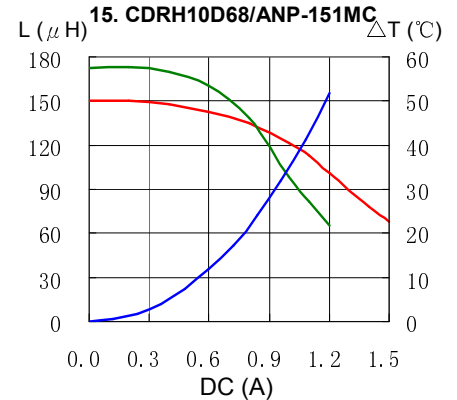
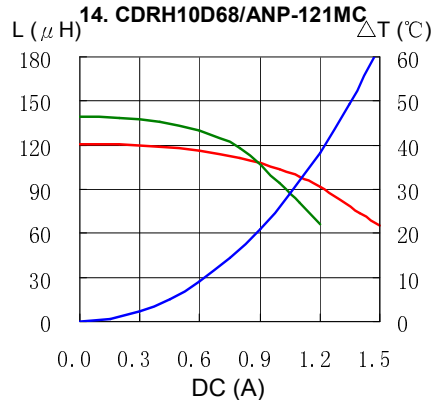
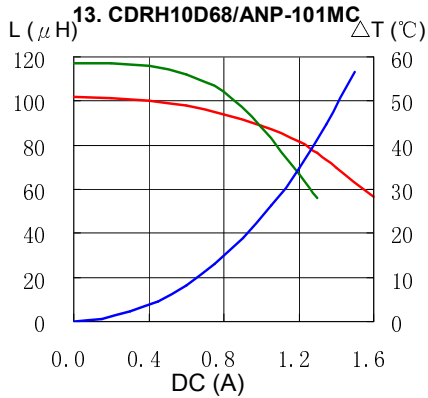


# SMD Power Inductor CDRH10D68/A



## Saturation Current & Temperature Rise Graph

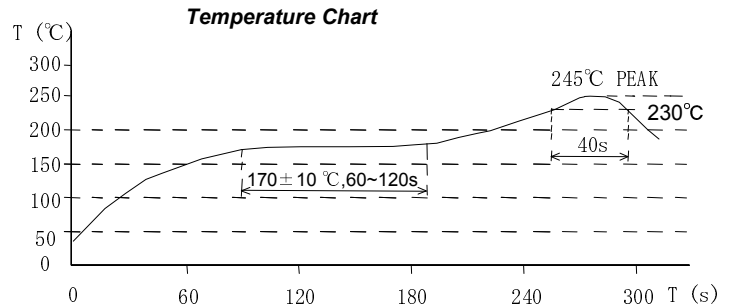
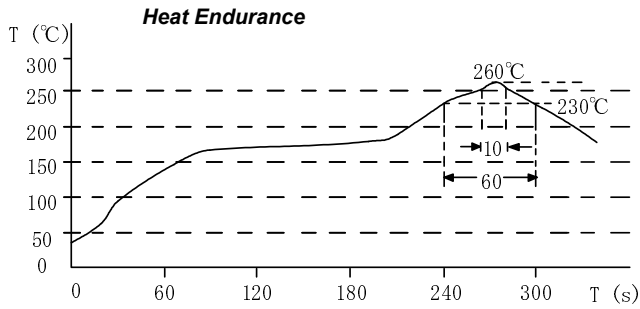
— L (20°C) — L (125°C) —  $\Delta T$



# SMD Power Inductor CDRH10D68/A



## Solder Reflow Condition



Please refer to the sales offices on our website - <http://www.sumida.com>

### Hong Kong

Tel.+852-2880-6781  
FAX.+852-2565-9600  
[sales@hk.sumida.com](mailto:sales@hk.sumida.com)

### Saitama(Japan)

Tel.+81-48-691-7300  
FAX.+81-48-691-7340  
[sales@jp.sumida.com](mailto:sales@jp.sumida.com)

### Chicago

Tel.+1-847-545-6700  
FAX. +1-847-545-6720  
[sales@us.sumida.com](mailto:sales@us.sumida.com)

### Shanghai

Tel.+86-21-5836-3299  
FAX.+86-21-5836-3266  
[shanghai.sales@cn.sumida.com](mailto:shanghai.sales@cn.sumida.com)

### Seoul

Tel.+82-2-6237-0777  
FAX.+82-2-6237-0778  
[sales@kr.sumida.com](mailto:sales@kr.sumida.com)

### Oberzell

Tel.+49-8591-937-0  
FAX. +49-8591-937-103  
[contact@eu.sumida.com](mailto:contact@eu.sumida.com)

### Shenzhen

Tel.+86-755-8291-0228  
FAX.+86-755-8291-0338  
[shenzhen.sales@cn.sumida.com](mailto:shenzhen.sales@cn.sumida.com)

### Singapore

Tel.+65-6296-3388  
FAX.+65-6841-4426  
[sales@sg.sumida.com](mailto:sales@sg.sumida.com)

### Neumarkt

Tel.+49-9181-4509-110  
FAX. +49-9181-4509-310  
[infocomp@eu.sumida.com](mailto:infocomp@eu.sumida.com)

### Taipei

Tel.+886-2-8751-2737  
FAX.+886-2-8751-2738  
[sales@tw.sumida.com](mailto:sales@tw.sumida.com)

### San Jose

Tel.+1-408-321-9660  
FAX.+1-408-321-9308  
[sales@us.sumida.com](mailto:sales@us.sumida.com)