

Inductor



Figure



Type A



Type B



Type C

Note: The image shown here is indicative only. If there is inconsistency between the image and the actual product, the actual product shall govern.

Specifications:

<u>SERIES : SKPC-ERCB3.5-XXX</u>	
Test Conditions:	25°C 10KHz 1V
Inductance :	3.5μH±5% (No Current)
Dimensions(L*W*H):	43*33*13mm
Pins and Connection	2*Terminals
Hi-Pot(Wire to Core)	1KV/3KV/5KV DC^①

Model	Type	DCR Max 20°C	Isat L drops 20% (Max)	Irms Temperature Rise 40°C (Max.) @	Weight (Max)
SKPC-ERCB3.5-2A(135)	A	0.8mΩ	29A	24A	48g
SKPC-ERCB3.5-3B(135)	B	0.6mΩ	46A	38.4A	63g
SKPC-ERCB3.5-4B(135)	B	1.1mΩ	63A	28.8A	63g
SKPC-ERCB3.5-5C(135)	C	2.6mΩ	83A	9.6A	59g
SKPC-ERCB3.5-6C(135)	C	3.3mΩ	103A	9.6A	63g

Operating temperature: -40°C to +75°C

Note:

1. Classification of different Hi-Pot level : **1-1KVDC/3-3KVDC/5-5KVDC**
2. Since different ways of heat dissipation affect Temperature rise, Temperature rise is reference.

Inductor

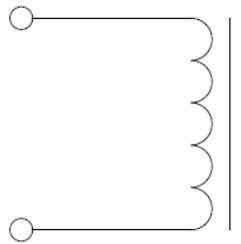


Material List

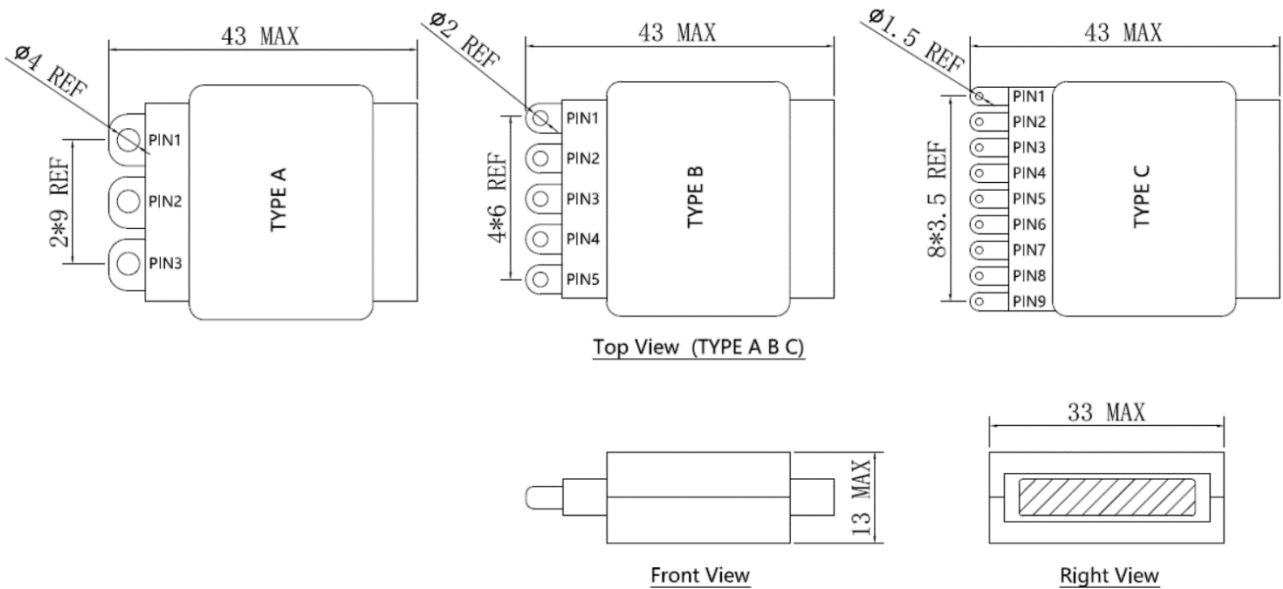
No.	Item	Material Description
1	Core	Ferrite
2	Wire	Copper
3	Solder (Lead Free)	SnAg3%Cu
4	Insulation	Polyimide+Polyamide-imide Resin

Note: Temperature tolerance grade: **H CLASS**

Schematic Diagram



Configurations and Dimensions (mm)

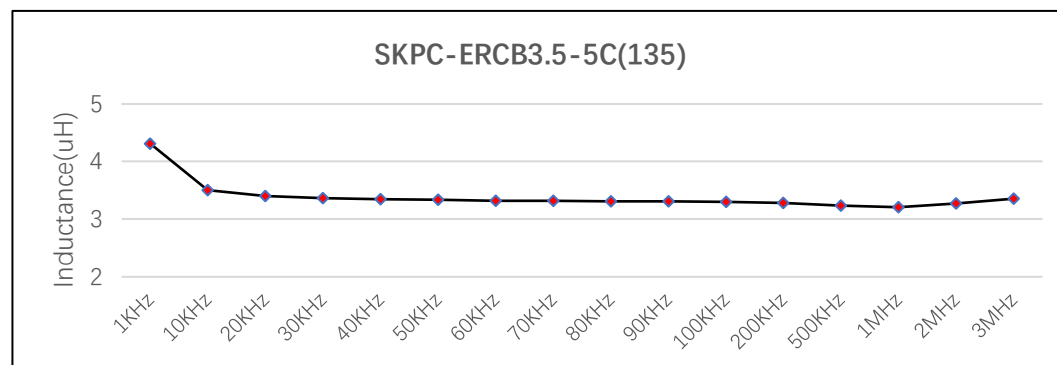
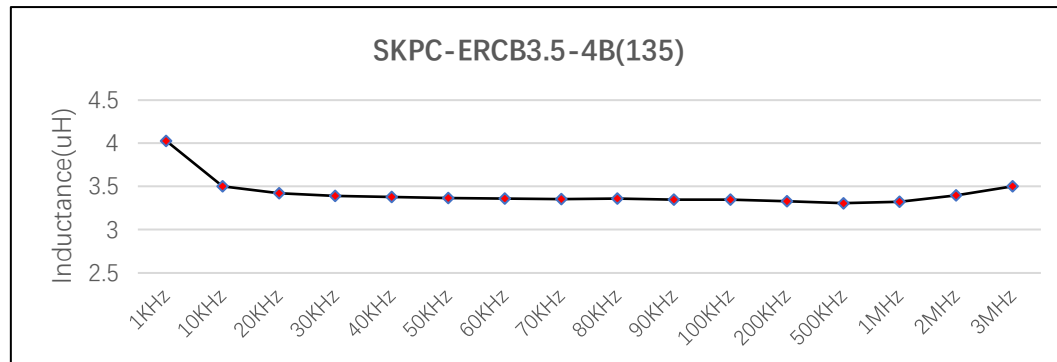
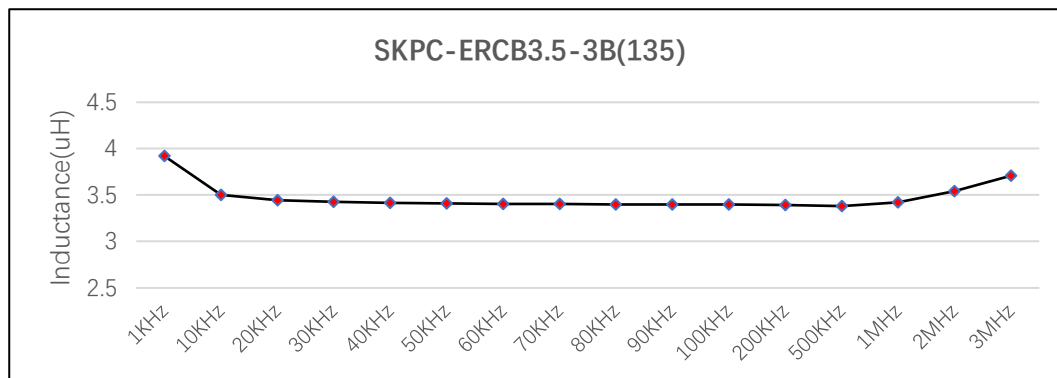
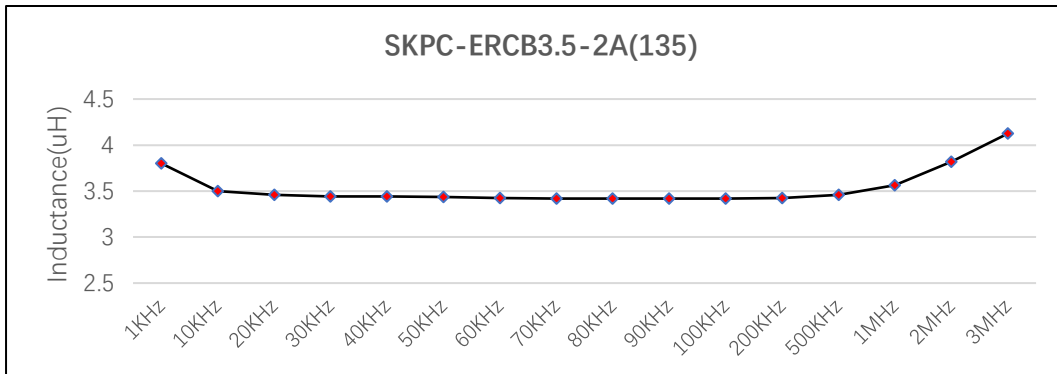


Model.	Type	Description of pins
SKPC-ERCB3.5-2A(135)	A	PIN1+PIN3
SKPC-ERCB3.5-3B(135)	B	PIN1+PIN4
SKPC-ERCB3.5-4B(135)	B	PIN1+PIN5
SKPC-ERCB3.5-5C(135)	C	PIN2+PIN7
SKPC-ERCB3.5-6C(135)	C	PIN2+PIN8

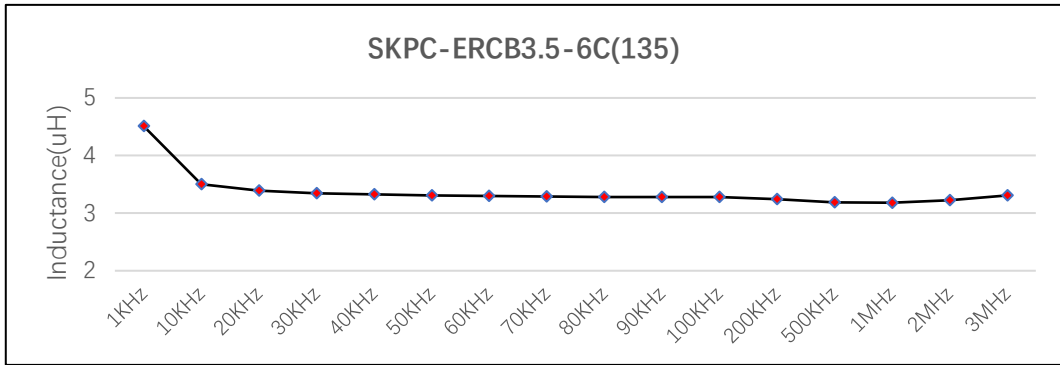
Inductor



L(uH) vs Frequency(KHz)

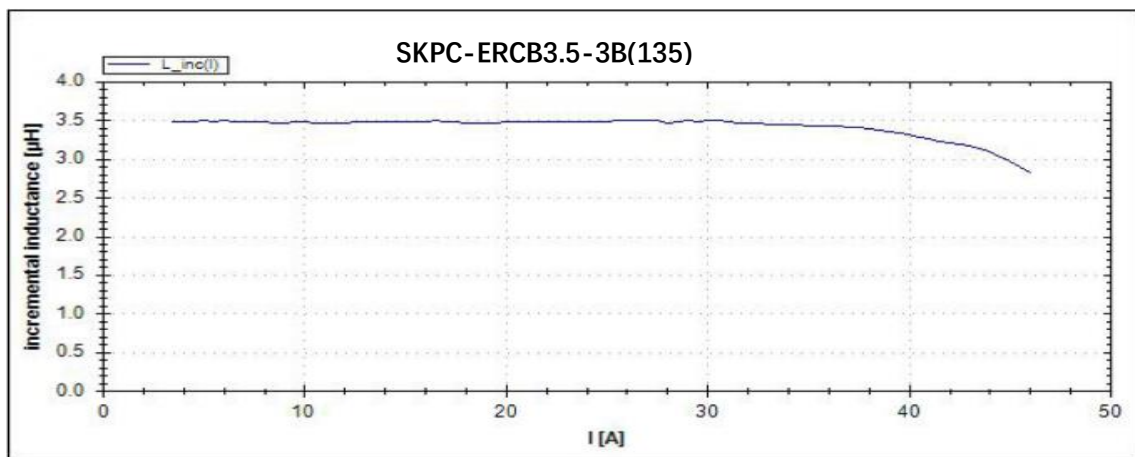
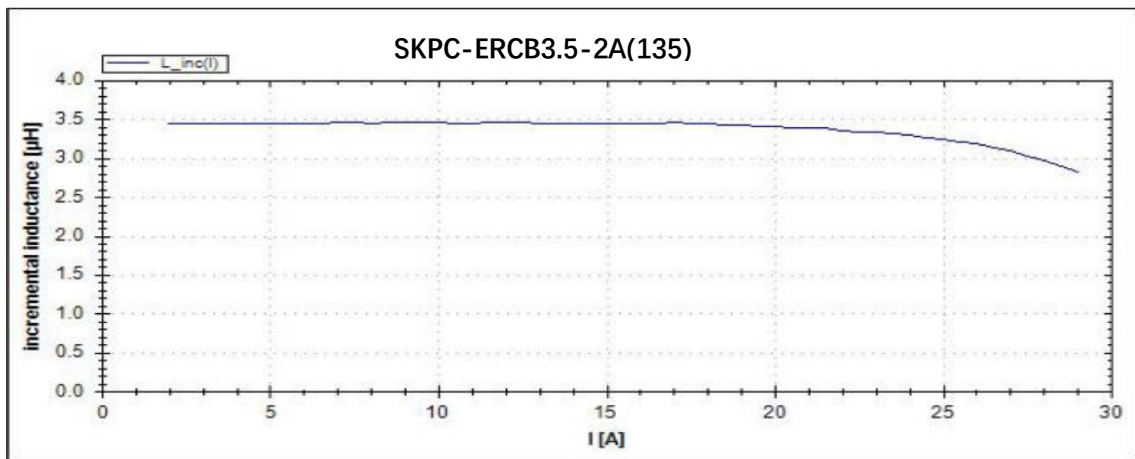


Inductor

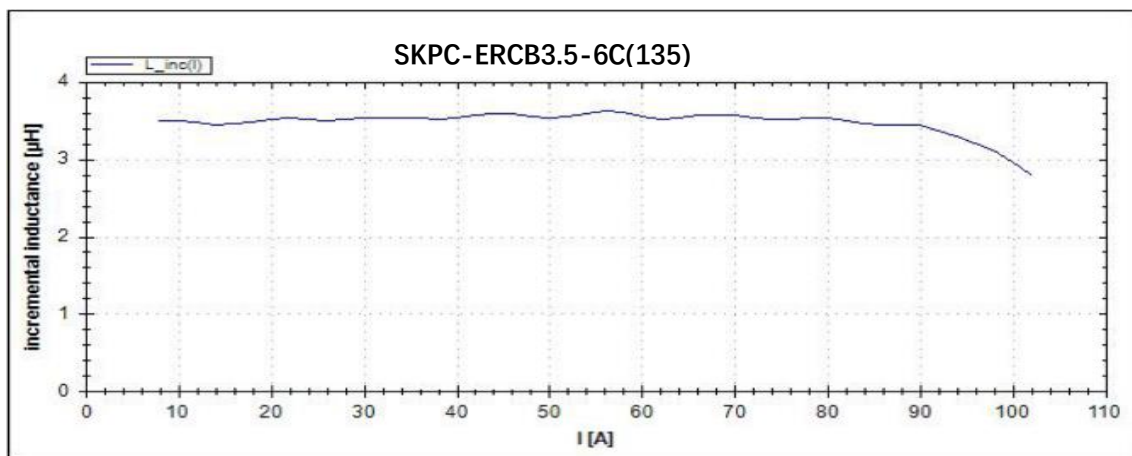
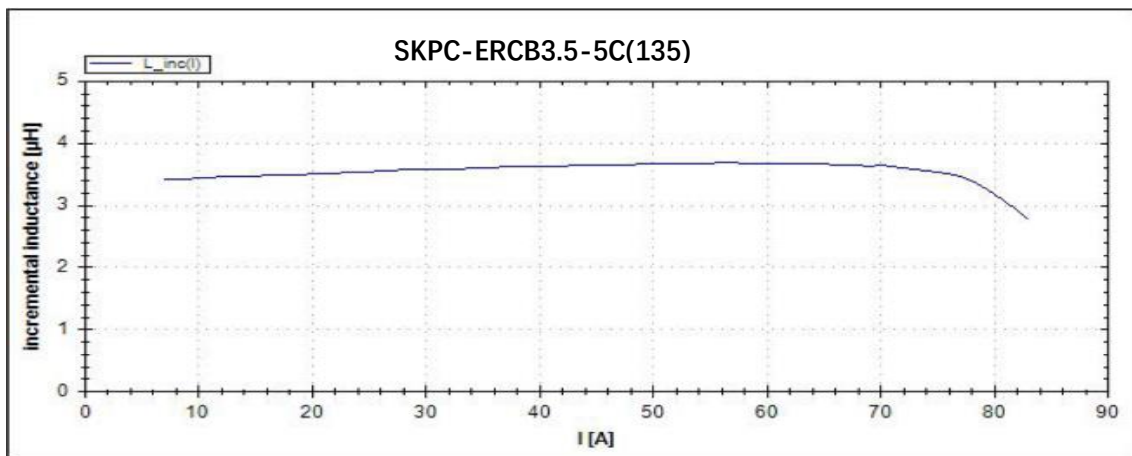
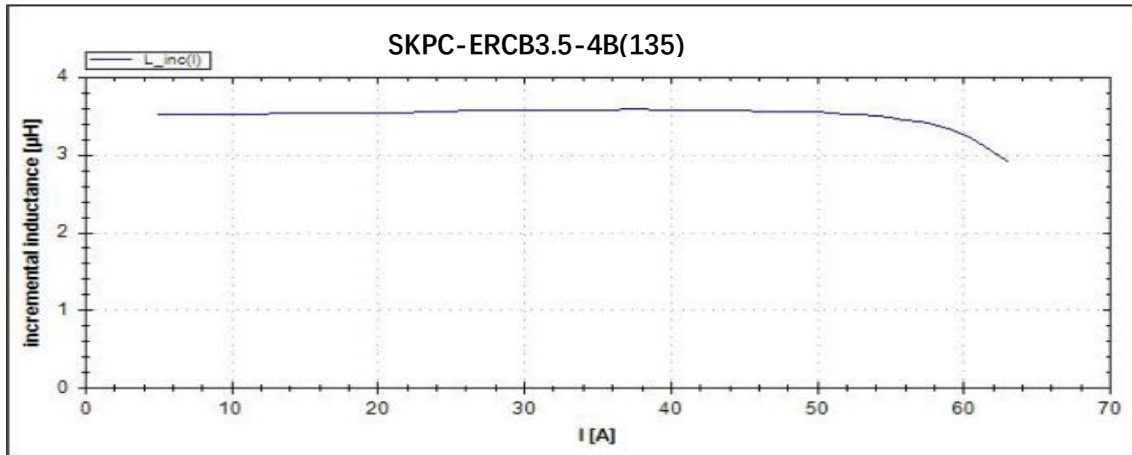


Note: This data is based on the WK-3260B.

L(uH) vs Current(A)



Inductor



Note: This data is based on the DPG10 Power Choke Tester.