

Inductor



Figure



Type A



Type B



Type C

Note: The image shown here is indicative only. If there is inconsistency between the image and the actual product, the actual product shall govern.

Specifications:

| <i>SERIES : SKPC-ERCB2-XXX</i> | |
|---------------------------------------|-----------------------------|
| Test Conditions: | 25°C 10KHz 1V |
| Inductance : | 2μH±5% (No Current) |
| Dimensions(L*W*H): | 43*33*13mm |
| Pins and Connection | 2*Terminals |
| Hi-Pot(Wire to Core) | 1KV/3KV/5KV DC ^① |

| Model | Type | DCR Max 20°C | Isat L drops 20% (Max) | Irms Temperature Rise 40°C (Max.) ⊕ | Weight (Max) |
|--------------------|------|-----------------|------------------------------|---|-----------------|
| SKPC-ERCB2-2A(135) | A | 0.4mΩ | 50A | 48A | 58g |
| SKPC-ERCB2-3B(135) | B | 1.05mΩ | 82A | 38.4A | 63g |
| SKPC-ERCB2-4B(135) | B | 1.7mΩ | 120A | 28.8A | 63g |
| SKPC-ERCB2-5C(135) | C | 2.6mΩ | 160A | 9.6A | 59g |

Operating temperature: -40°C to +75°C

Note:

1. Classification of different Hi-Pot level : **1-1KVDC/3-3KVDC/5-5KVDC**
2. Since different ways of heat dissipation affect Temperature rise, Temperature rise is reference.

Inductor

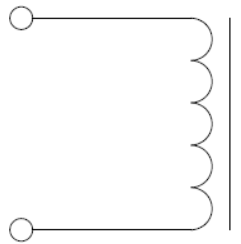


Material List

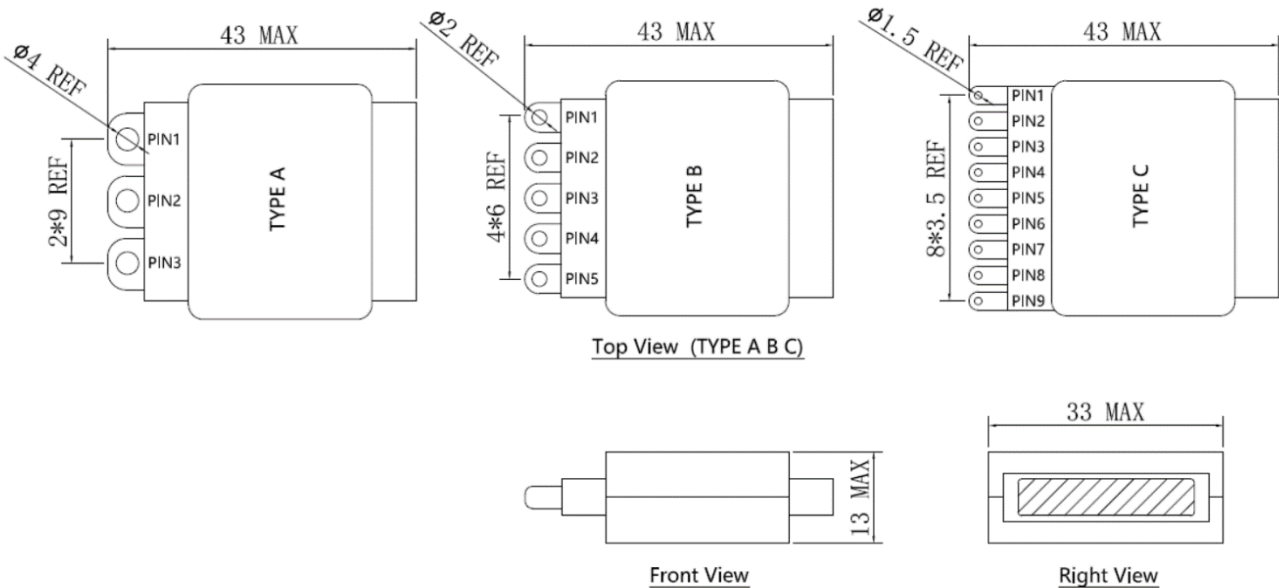
| No. | Item | Material Description |
|-----|--------------------|---------------------------------|
| 1 | Core | Ferrite |
| 2 | Wire | Copper |
| 3 | Solder (Lead Free) | SnAg3%Cu |
| 4 | Insulation | Polyimide+Polyamide-imide Resin |

Note: Temperature tolerance grade: **H CLASS**

Schematic Diagram



Configurations and Dimensions (mm)

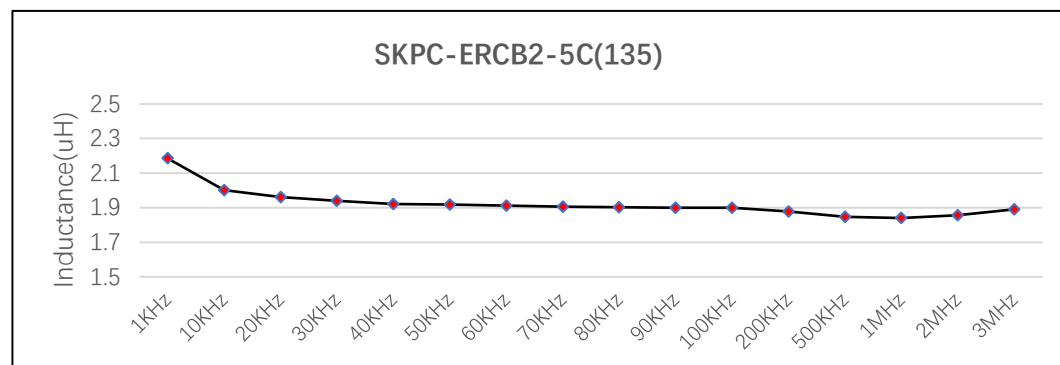
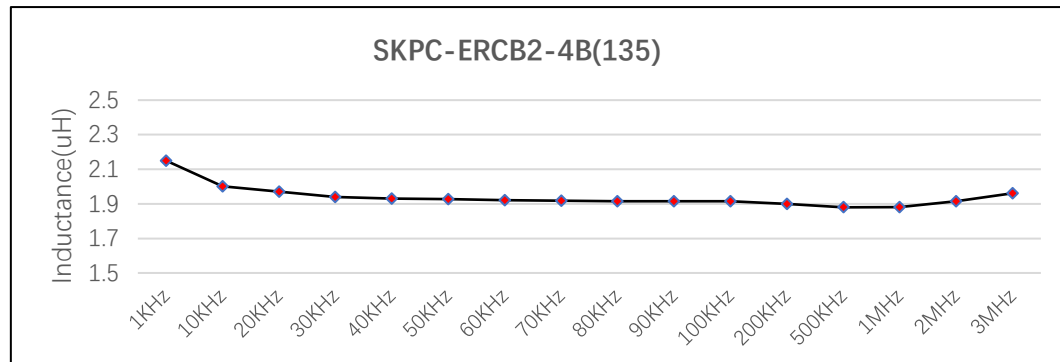
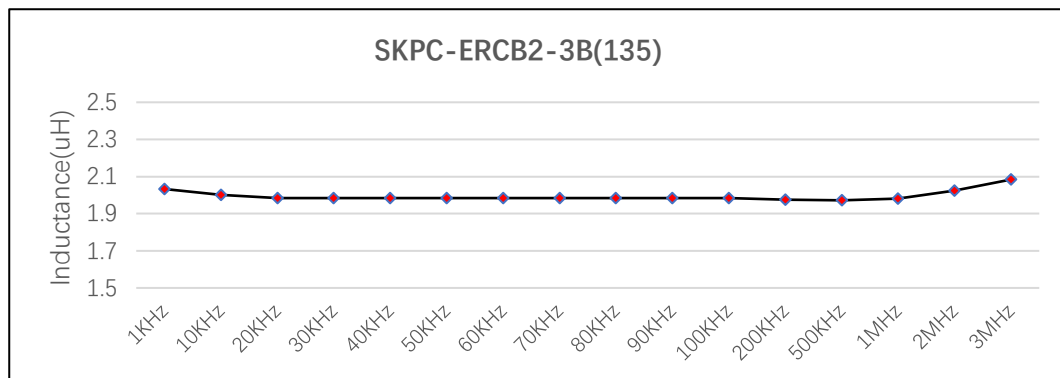
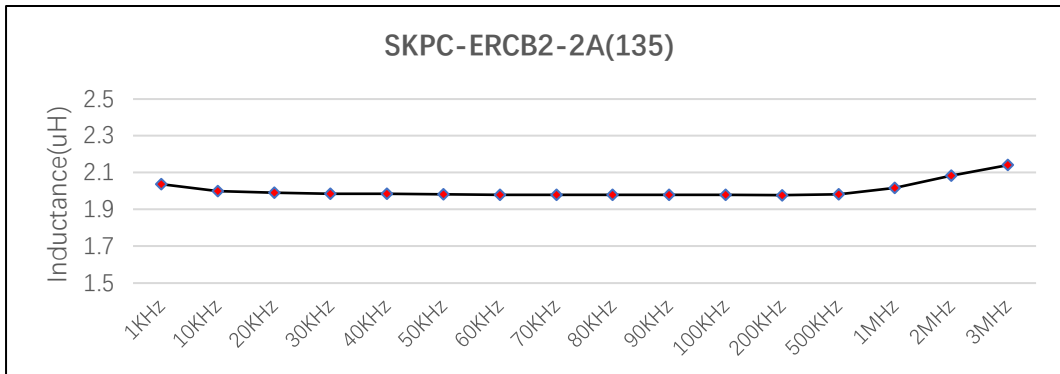


| Model. | Type | Description of pins |
|--------------------|------|---------------------|
| SKPC-ERCB2-2A(135) | A | PIN1+PIN3 |
| SKPC-ERCB2-3B(135) | B | PIN1+PIN4 |
| SKPC-ERCB2-4B(135) | B | PIN1+PIN5 |
| SKPC-ERCB2-5C(135) | C | PIN2+PIN7 |

Inductor



L(uH) vs Frequency(KHz)

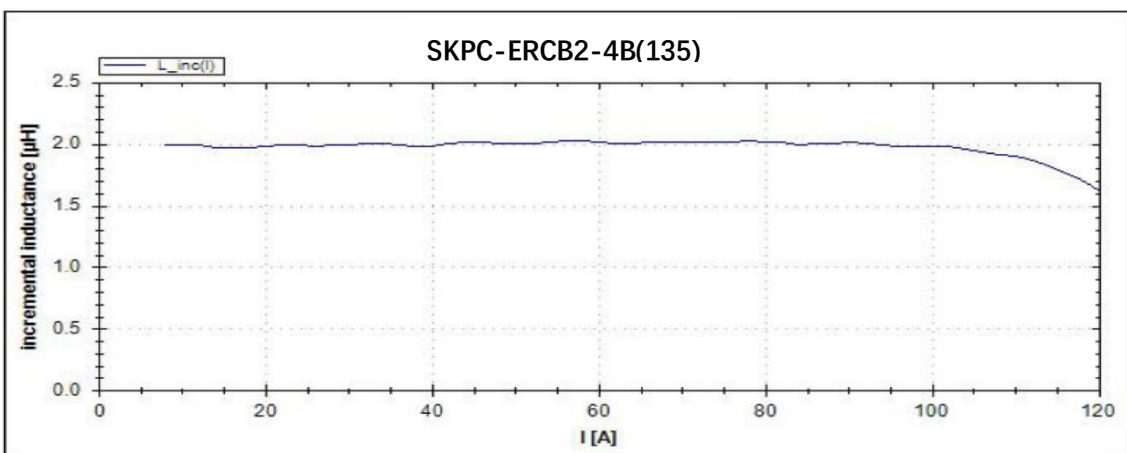
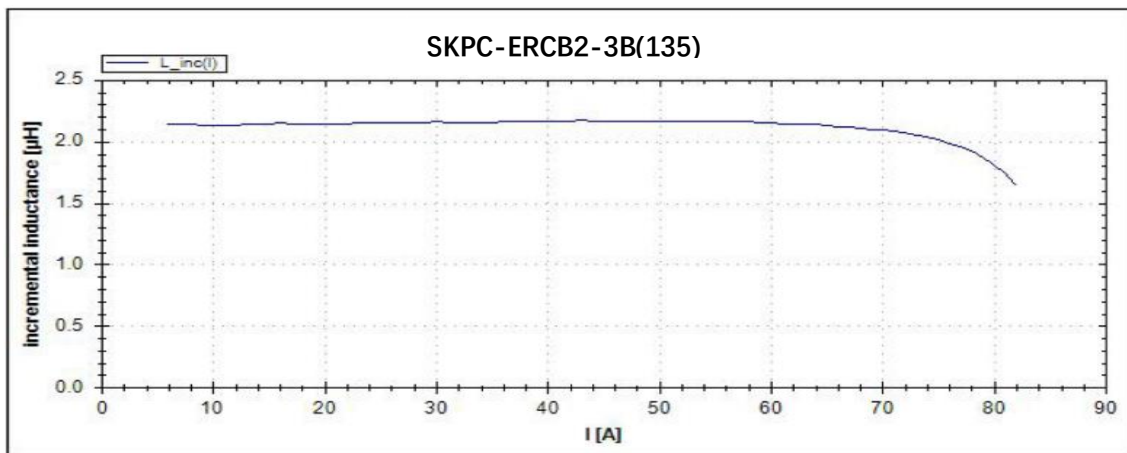
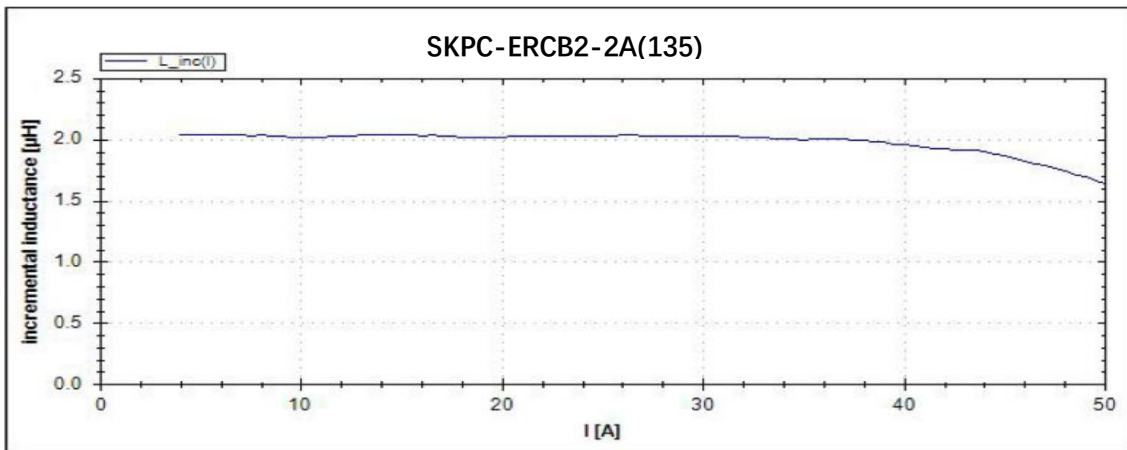


Note: This data is based on the WK-3260B.

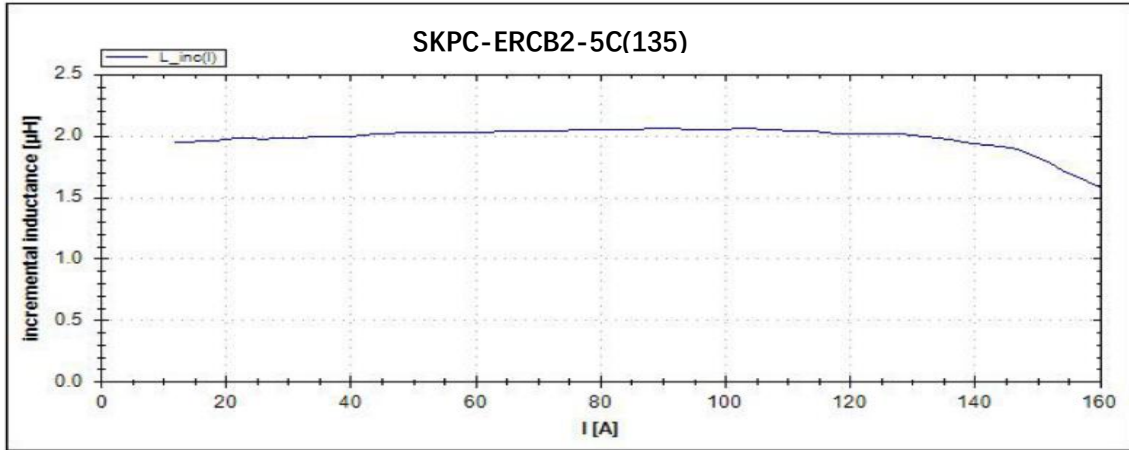
Inductor



L(uH) vs Current(A)



Inductor



Note: This data is based on the DPG10 Power Choke Tester.