

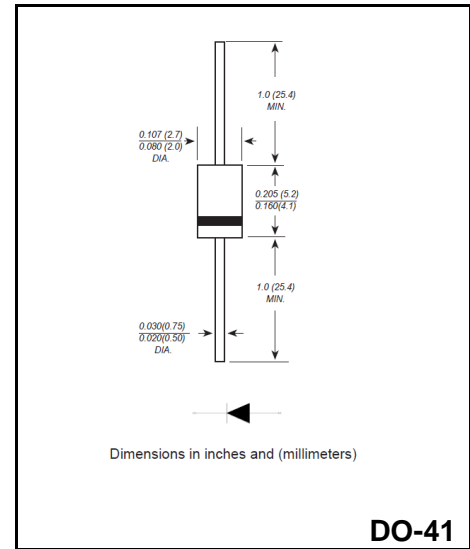
**Schottky Barrier Rectifiers**

**Reverse Voltage - 20 to 40 V**

**Forward Current - 1 A**

**FEATURES**

- ◆ Guardring for overvoltage protection
- ◆ Low reverse leakage
- ◆ High forward surge current capability
- ◆ High temperature soldering guaranteed  
250°C /10 seconds at terminals
- ◆ Lead free in comply with EU RoHS 2011/65/EU directives



**MECHANICAL DATA**

- ◆ Case: DO-41
- ◆ Terminals: Solderable per MIL-STD-750, Method 2026
- ◆ Approx. Weight: 0.25g / 0.0088oz

**Maximum Ratings and Electrical characteristics**

Ratings at 25 °C ambient temperature unless otherwise specified.

Single phase half-wave 60 Hz, resistive or inductive load, for capacitive load current derate by 20 %.

Parameter	Symbols	1N5817	1N5818	1N5819	Units
Maximum Repetitive Peak Reverse Voltage	$V_{RRM}$	20	30	40	V
Maximum RMS voltage	$V_{RMS}$	14	21	28	V
Maximum DC Blocking Voltage	$V_{DC}$	20	30	40	V
Maximum Average Forward Rectified Current at $T_c = 100\text{ }^\circ\text{C}$	$I_{F(AV)}$	1.0			A
Peak Forward Surge Current 8.3 ms Single Half Sine Wave Superimposed on Rated Load	$I_{FSM}$	25.0			A
Maximum Instantaneous Forward Voltage at 1.0A	$V_F$	0.45	0.55	0.60	V
Maximum DC Reverse Current $T_a = 25\text{ }^\circ\text{C}$ at Rated DC Blocking Voltage $T_a = 125\text{ }^\circ\text{C}$	$I_R$	0.5 50			mA
Typical Thermal Resistance	$R_{\theta JA}$	65			$^\circ\text{C/W}$
Operating junction temperature range	$T_j$	-55 ~ +125			$^\circ\text{C}$
Storage Temperature Range	$T_{stg}$	-55 ~ +150			$^\circ\text{C}$

(1) Measured at 1 MHz and applied reverse voltage of 4 V D.C

**Ratings And Characteristic Curves**

FIG. 1- DERATING CURVE OUTPUT RECTIFIED CURRENT

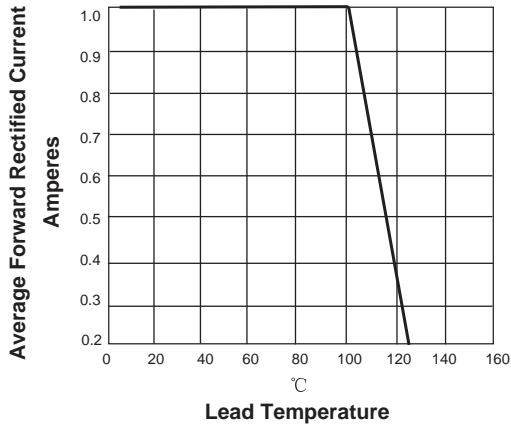


FIG. 2-MAXIMUM NON-REPETITIVE PEAK FORWARD SURGE CURRENT PER LEG

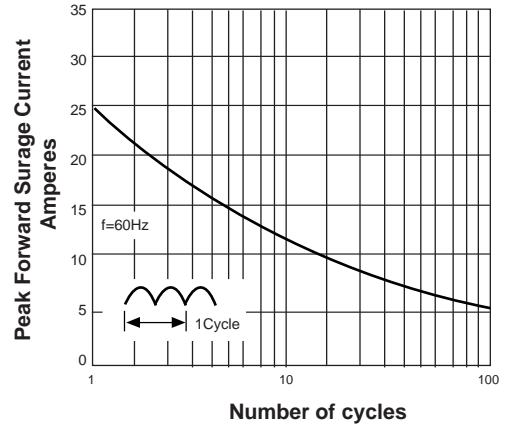


FIG. 3-TYPICAL FORWARD VOLTAGE CHARACTERISTICS

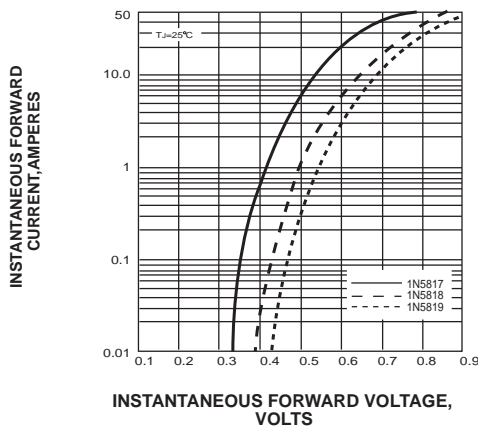
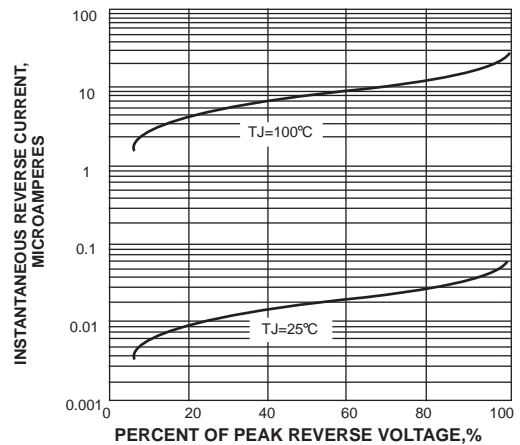


FIG. 4-TYPICAL REVERSE LEAKAGE CHARACTERISTICS



**Package Outline DO-41**



DIMENSIONS					
DIM	INCHES		MM		NOTE
	MIN	MAX	MIN	MAX	
A	.166	.205	4.10	5.20	
B	.080	.107	2.00	2.70	
C	.028	.034	.70	.90	
D	1.000	---	25.40	---	

**Summary of Packing Options**

Package	Packing Description	Packing Quantity	Industry Standard
DO-41	BOX	1000/5000	EIA-481-1