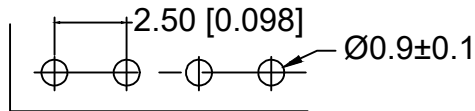
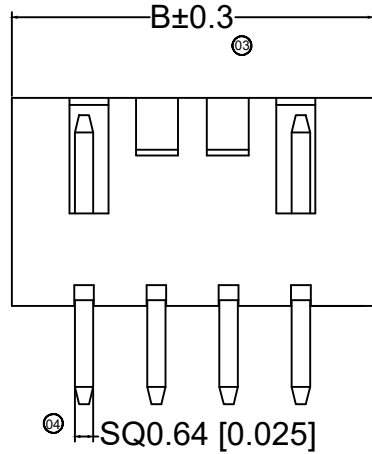
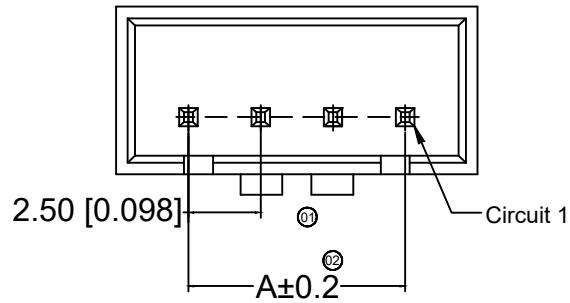
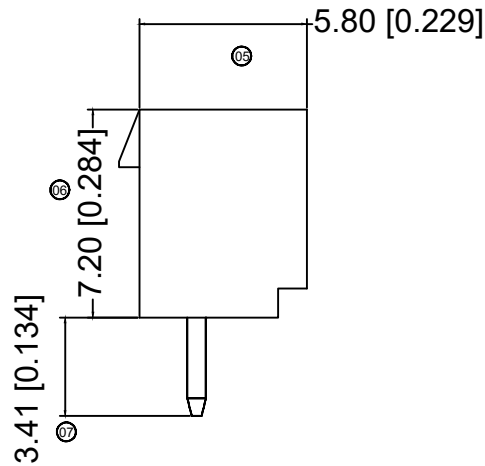
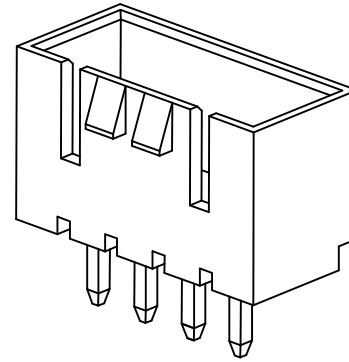


XKB



Recommended P.C.B layout
General Tolerance±0.05



Specifications_{XKB}

规格:

Voltage rating:250V AC/DC

额定电压: 250V AC/DC

Current rating:3A AC/DC

额定电流: 3A AC/DC

Withstanding voltage:1000V AC/minute

耐受电压: 1000V AC/分钟

Temperature range:-25°C--+85°C

温度范围: -25°C--+85°C

Insulation resistance:≥500MΩ

绝缘电阻: ≥500MΩ

Contact resistance:≤20mΩ

接触电阻: ≤20mΩ XKB

After environmental testing:≤30mΩ

环境测试后: ≤30兆欧

X8821 W V X-XX L -N0 SN
① ② ③ ④ ⑤ ⑥ ⑦ ⑧

- ① Series No.
- ② Category:W-WAFER
- ③ Welding Board Angle: V-180°
- ④ Welding Way:S-SMT
- ⑤ Row No.Pin No.: XX-Single Row;
- ⑥ Plug the Pin&Special No:L-With Lock
- ⑦ Material:NO-PA66 94V-0
- ⑧ Plating Category: SN-Bright Tin Plating

Poles	Dimension mm		Poles	Dimension mm	
	A	B		A	B
2	2.50	7.50	10	22.50	27.50
3	5.00	10.00	11	25.00	30.00
4	7.50	12.50	12	27.50	32.50
5	10.00	15.00	13	30.00	35.50
6	12.50	17.50	14	32.50	37.50
7	15.00	20.00	15	35.00	40.00
8	17.50	22.50	16	37.50	42.50
9	20.00	25.00			

X8821WV-XXL -N0SN	Nylon 66 UL 94V-0	Brass	Tin-Plated	X8821H-L
PART NO	Material	Material(Pin)	Finish(Pin)	Mates With XKB Housing

				XKB		DSND	DATE	SCALE: N/A	MODEL TYPE:
				XKB	ANGLAR ±5°	DWN	DATE	VIEW:	PART NO.:
Δx					L ≤ 4 ±0.2	CHKD	DATE	UNIT: mm/in	2.54 mm Crimp Style Connectors
Δx					4 < L ≤ 16 ±0.3	APPD	DATE	SIZE: A4	DWG NO.:
Δx					16 < L ≤ 63 ±0.4				
MARK	DESCRIPTION	DATE	REVISED	APPROVED	L > 63 ±0.5				
REVISIONS					UNSPECIFIED TOLERANCES	XKB INDUSTRIAL PRECISION CO., LIMITED			WEIGHT
www.helloxkb.com									1.0g
									SHEET
									1/1
									REVISION
									A0