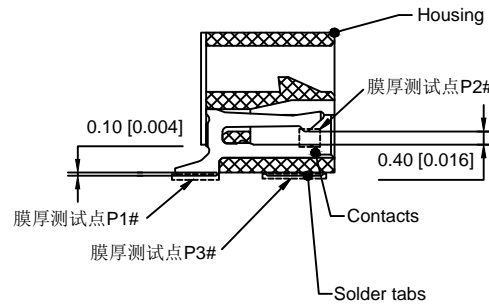
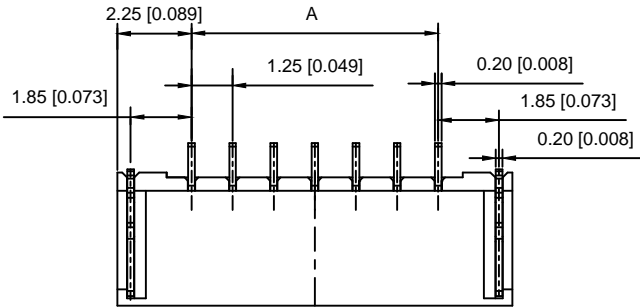


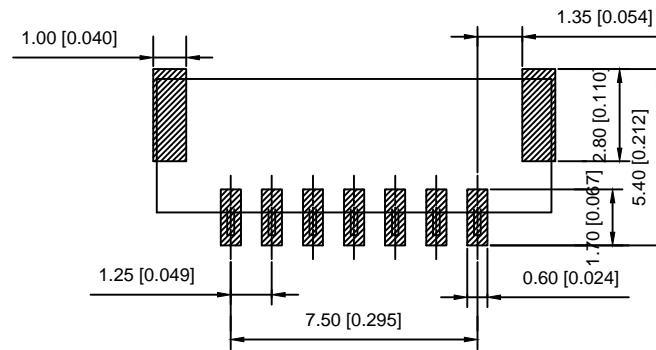
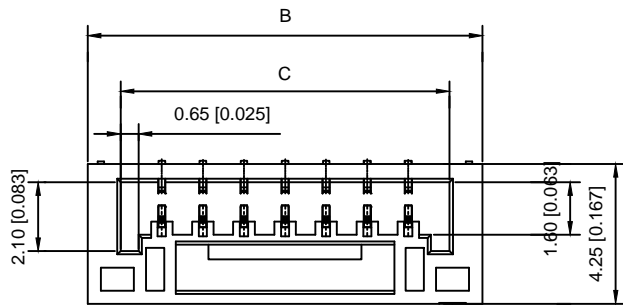
Specifications :

- Voltage rating: 50 V AC / DC
- Current rating: 1A AC / DC
- Withstanding voltage: 500V AC/minute
- Temperature range: -40°C~+110°C
- Insulation resistance: ≥100MΩ
- Contact resistance: ≤20mΩ
- After environmental testing : ≤50mΩ



X1251 W R S-XX HF-XX-SN
① ② ③ ④ ⑤ ⑥ ⑦ ⑧

- ① Series No.
- ② Category : W-WAFER
- ③ Welding Board Angle : R-Straight 90°
- ④ Welding Way:S-SMT
- ⑤ Row No.-Pin No.: XX-02P~15P
- ⑥ Plug the Pin & Special NO.:HF-Halogen free
- ⑦ Material : 9T-PA9T;46-PA46;LP-LCP 94V-0
- ⑧ Planting Category:
V01:All Gold Flash;SW-Matte Tin Plating



Poles	Dimensions(mm)		
	A	B	C
02	1.25	5.75	3.75
03	2.50	7.00	5.00
04	3.75	8.25	6.25
05	5.00	9.50	7.50
06	6.25	10.75	8.75
07	7.50	12.00	10.00
08	8.75	13.25	11.25
09	10.00	14.50	12.50
10	11.25	15.75	13.75
11	12.50	17.00	15.00
12	13.75	18.25	16.25
13	15.00	19.50	17.50
14	16.25	20.75	18.75
15	17.50	22.00	20.00

SUGGESTED PCB LAYOUT
(COMPONENT SIDE)

X1251WRS-XX-46SW	PA46 UL 94V-0	Phosphor Bronze	Tin-Plated	X1251H
X1251WRS-XXHF-LPSW	LCP UL 94V-0 Halogen Free		Tin-Plated	
X1251WRS-XX-9T5W	Nylon 9T UL 94V-0		Tin-Plated	
PART NO	Material	Material(Pin&Solder Tab)	Finish(Pin)	Suitable XKB Terminal

DSND	DATE	SCALE: N/A	MODEL TYPE: X1255WRS-XXHF-XXSW
DWN	DATE	VIEW:	PART NO.:
CHKD	DATE	UNIT: mm/in	1.25mm Crimp Style Connectors
APPD	DATE	SIZE: A4	DWG NO.:
XKB INDUSTRIAL PRECISION CO., LIMITED			WEIGHT
			1.0g
			SHEET
			1/1
			REVISION
			A0