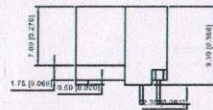
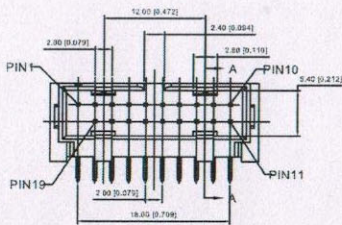
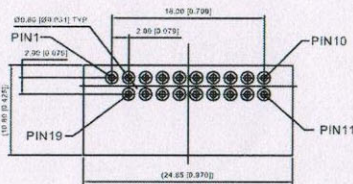


SECTION A-A

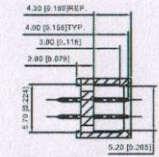
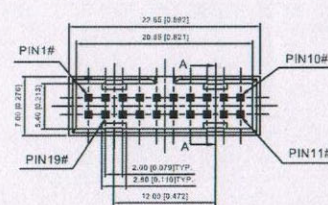
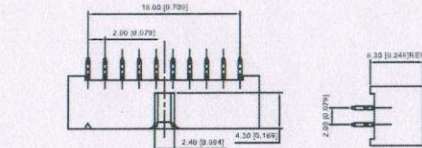
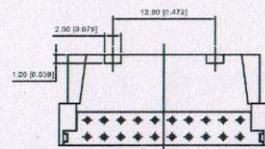
SECTION A-A



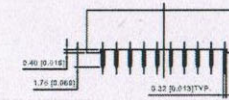
B



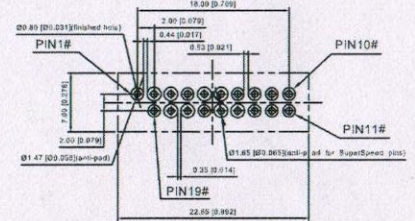
RECOMMENDED PCB LAYOUT
PCB THICKNESS IS 1.60mm
DEFAULT TOLERANCE ±0.05



SECTION A-A(1:1)



A

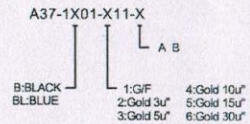


RECOMMENDED PCB LAYOUT
PCB THICKNESS IS 1.6mm
DEFAULT TOLERANCE ±0.05

NOTE:

- 1.ELECTRICAL
 - 1) CURRENT RATING:1.5AMP;
 - 2) INSULATION RESISTANCE:100MQ MIN;
 - 3) CONTACT RESISTANCE:30mΩ MAX;
 - 4) WITHSTANDING VOLTAGE:100V AC
 - 5) OPERATING TEMPERATURE:-25°C~+75°C
- 2.Mechanical
 - 1) Mating Force: 35N MAX
 - 2) Unmating Force: 10N MIN
3. DIMENSIONS MARKED "▼" TO BE CHECKED BY Q.C & IPQC.

4. PART NO.



MARK	DESCRIPTION	DATE	REVISED	APPROVED	UNSPECIFIED TOLERANCES
ΔX					ANGLAR ±5°
ΔX					4<L≤16 ±0.2
ΔX					16<L≤63 ±0.3
ΔX					L>63 ±0.4
MARK	DESCRIPTION <td>DATE <td>REVISED <td>APPROVED <td>L>63 ±0.5</td> </td></td></td>	DATE <td>REVISED <td>APPROVED <td>L>63 ±0.5</td> </td></td>	REVISED <td>APPROVED <td>L>63 ±0.5</td> </td>	APPROVED <td>L>63 ±0.5</td>	L>63 ±0.5

DSND	DATE	SCALE: N/A	MODEL TYPE:
DWN <td>DATE <td>VIEW: </td> <td>PART NO.:</td> </td>	DATE <td>VIEW: </td> <td>PART NO.:</td>	VIEW:	PART NO.:
CHKD <td>DATE <td>UNIT: mm/in</td> <td>DWG NO.:</td> </td>	DATE <td>UNIT: mm/in</td> <td>DWG NO.:</td>	UNIT: mm/in	DWG NO.:
APPD <td>DATE <td>SIZE: A4</td> <td>A37-1X01-X11-X</td> </td>	DATE <td>SIZE: A4</td> <td>A37-1X01-X11-X</td>	SIZE: A4	A37-1X01-X11-X
XKB INDUSTRIAL PRECISION CO., LIMITED			WEIGHT 1.0g
			SHEET 1/1
			REVISION A0