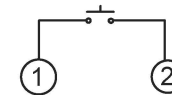


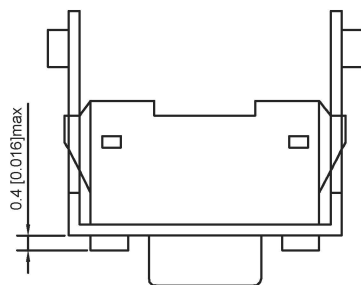
Circuit diagram



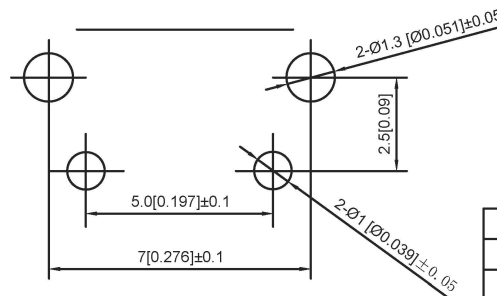
Code-x	H	H1
A	3.15	4.3
B	3.85	5.0
C	4.85	6.0

SPECIFICATION

Contact Rating: 50mA, 12V DC  
 Contact Resistance: 100mΩ max  
 Insulation Resistance: 100mΩ min. 500V DC  
 Dielectric Strength: 250V AC/1minute  
 Travel: 0.25mm  
 Operating Temp: -20°C~+70°C  
 Storage Temp: -30°C~+80°C



P.C.B MOUNTING HOLE DIMENSIONS



PART NO	TC-1101V-X-X-X
Operating Force	A:100gf B:160gf C:260gf
Height	Code-X
Color	B:black W:white

⑤	Terminal	—	2	Brass (0.30t)	Plating silvering	—
④	Contact	—	1	F.ag/Sus	Natural	—
③	Base	—	1	Lcp		—
②	Cover	—	1	Spcc	Plating Nickel	—
①	Keystake	—	1	Pa46		—
ITEM	PAPT NAME	TER.NO	QTY	MATERIAL	FINISHING	REMARK

广东星坤科技股份有限公司

生效	日期
ΔX	
ΔX	
ΔX	
MARK	

DSND	DATE	SCALE: N/A	MODEL TYPE: TACT SWITCH
DWN	DATE	VIEW:	PART NO.:
CHKD	DATE	UNIT: mm/in	DWG NO.:
APPD	DATE	SIZE: A4	TC-1101V-X-X-X
XKB INDUSTRIAL PRECISION CO., LIMITED			WEIGHT 1.0g
			SHEET 1/1
			REVISION A0

文件工程章

REVISIONS  
 www.hellokb.com www.hellokb.cn

UNSPECIFIED TOLERANCES