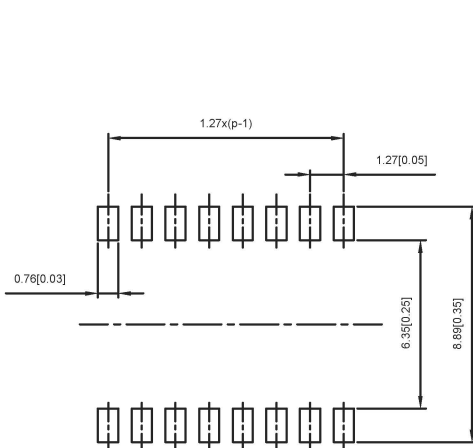
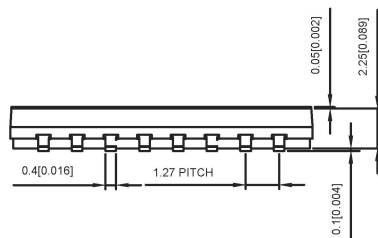


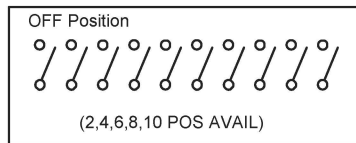
Short(S)



PCB LAYOUT



CIRCUIT



PART NO.	NO.OFPOS	DIM.A	Short(S)
DSHP01TS	1	2.87	DSHP01TS-S
DSHP02TS	2	4.14	DSHP02TS-S
DSHP03TS	3	5.41	DSHP03TS-S
DSHP04TS	4	6.68	DSHP04TS-S
DSHP05TS	5	7.95	DSHP05TS-S
DSHP06TS	6	9.22	DSHP06TS-S
DSHP07TS	7	10.49	DSHP07TS-S
DSHP08TS	8	11.76	DSHP08TS-S
DSHP09TS	9	13.03	DSHP09TS-S
DSHP10TS	10	14.3	DSHP10TS-S
DSHP12TS	12	16.84	DSHP12TS-S

SPECIFICATION

Contact Rating: 25mA,24V DC
 Contact Resistance: 50mΩ max
 Insulation Resistance: 100mΩ min.500V DC
 Dielectric Strength: 500V AC/1minute
 Operating Force: 1000gf max
 Travel: 0.6mm
 Operating Life: 3000cycles
 Operating Temp: -20℃~+70℃
 Storage Temp: -30℃~+80℃

ITEM	PAPT NAMF	QTY	MATERIAL	FINISHING
4	Terminal		Copper Alloy	T: Tin plated G: Plating Gold
3	Base	1	PPS	Black
2	Keystake	1	pa46	White
1	Cover	1	PPS	Black

广东星坤科技股份有限公司

生效日期

文件工程章

REVISIONS	DATE	REVISED	APPROVED	UNSPECIFIED TOLERANCES

DSND	DATE	SCALE: N/A	MODEL TYPE:
DWN	DATE	VIEW:	DIP SWITCH
CHKD	DATE	UNIT: mm/in	PART NO.:
APPD	DATE	SIZE: A4	DWG NO.: DSHPXXTS-S
XKB INDUSTRIAL PRECISION CO., LIMITED			WEIGHT: 1.0g
			SHEET: 1/1
			REVISION: A0