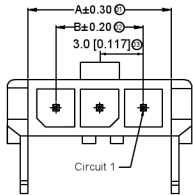
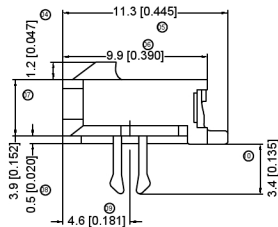


P.C.B. LAYOUT



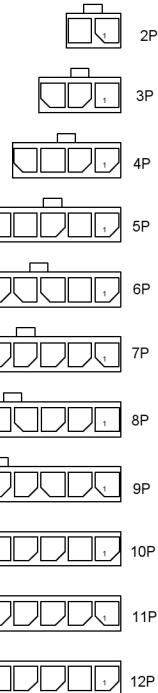
Circuit 1



■ Specifications :

- Voltage rating: 250V AC / DC
- Current rating: 5A AC / DC
- Withstanding voltage: 1000V AC/minute
- Temperature range: -25°C~+85°C
- Insulation resistance: $\geq 1000M\Omega$
- Contact resistance: $\leq 10m\Omega$
- After environmental testing : $\leq 20m\Omega$

Poles	Dimensions (mm)		
	A	B	C
02	6.85	3.00	7.30
03	9.85	6.00	10.30
04	12.85	9.00	13.30
05	15.85	12.00	16.30
06	18.85	15.00	19.30
07	21.85	18.00	22.30
08	24.85	21.00	25.30
09	27.85	24.00	28.30
10	30.85	27.00	31.30
11	33.85	30.00	34.30
12	36.85	33.00	37.30



X3025 WR S- XX C-XX XX XX

- ① Series No.
- ② Category : W-wafer
- ③ Welding Board Angle: R-90°
- ④ Welding Way : S-SMT
- ⑤ Row No.-Pin No. : XX-Single row
- ⑥ Special NO. : C- The harpoon
- ⑦ Material: LP-LCP 94V-0 66-PA66 94V-0
- ⑧ Planting Category: SN-Bright tin plating 70U" SW-Fog Tin plating
- ⑨ Color : Blank-natural color

3025WRS-XXC-LPSW	LCP UL 94V-0	Brass	Tin Plating 9 Fog	Brass	Tin-Plate d	X3025H
3025WRS-XXC-LPSN	LCP UL 94V-0		Tin-Plated			
3025WRS-XXC-66SN	PA66 UL 94 V-0	Material (Pin)	Finish (Pin)	Material (Solder Tabs)	Finish (Solder Tabs)	Mates With XKB Housing

广东星坤科技股份有限公司

生 日期

文件工程章

REVISIONS

DATE REVISED APPROVED

UNSPECIFIED TOLERANCES

DSND	DATE	SCALE: N/A	MODEL TYPE: X3025WRS-XXC-XXXX
DWVN	DATE	VIEW: ④	PART NO.: 3.00mm Crimp Style Connectors
CHKD	DATE	UNIT: mm/in	DWG NO.:
APPD	DATE	SIZE: A4	
XKB INDUSTRIAL PRECISION CO., LIMITED			WEIGHT 1.0g SHEET 1/1 REVISION A0