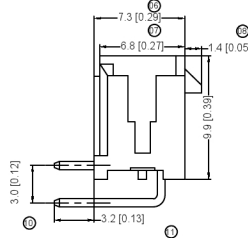
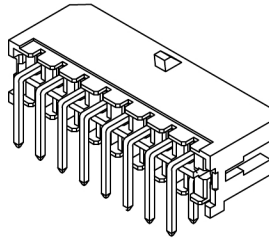


Recommended P.C.B. Layout  
General Tolerances: JIS



Poles	Dimensions (mm)		Poles	Dimensions (mm)	
	A	B		A	B
2*01	---	6.65	2*07	18.00	24.65
2*02	3.00	9.65	2*08	21.00	27.65
2*03	6.00	12.65	2*09	24.00	30.65
2*04	9.00	15.65	2*10	27.00	33.65
2*05	12.00	18.65	2*11	30.00	36.65
2*06	15.00	21.65	2*12	33.00	39.65

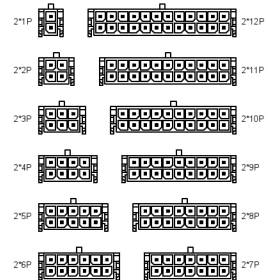
Specifications :

- Voltage rating: 250V AC / DC
- Current rating: 5A AC / DC
- Withstanding voltage: 1000V AC/minute
- Temperature range: -25°C~+85°C
- Insulation resistance: ≥1000MΩ
- Contact resistance: ≤10mΩ
- After environmental testing : ≤20mΩ

X3025 WR X-2\*XX B-XX XX XX



- ① Series No.
- ② Category : W-wafer
- ③ Welding Board Angle: R-90°
- ④ Welding Way: Blank-DIP
- ⑤ Row No.-Pin No.: 2\*XX:2\*01P~2\*12P
- ⑥ Special NO.: B- without positioning column
- ⑦ Material:  
46-PA46 9.4V-0 66-PA66 94V-0 LP-LCP 94V-0
- ⑧ Plating Category: SN-Bright tin plating
- ⑧ Color: Blank-natural color



Scale 1:3

X3025WR-2*XX B-LP SN	LCP UL94V-0			
X3025WR-2*XX B-46 SN	Nylon 46 UL94V-0	Brass	Tin-Plated	X3025H
X3025WR-2*XX B-66 SN	Nylon 66 UL94V-0			
Part No.	Material	Material (Pin)	Finish (Pin)	Mates With XKB Housing

广东星坤科技股份有限公司

生 日期

文件工程章

REVISIONS  
www.heloxkb.com

DATE	REVISED	APPROVED	UNSPECIFIED TOLERANCES
		XKB	ANGLAR ±5° L ≤ 4 ±0.2 4 < L ≤ 16 ±0.3 16 < L ≤ 63 ±0.4 L > 63 ±0.5

DSND	DATE	SCALE: NA	MODEL TYPE:
DWN	DATE	VIEW:	X3025WR-2*XX B-XX SN PART NO.:
CHKD	DATE	UNIT: mm/in	3.00 mm Crimp Style Connectors DWG NO.:
APPD	DATE	SIZE: A4	
XKB INDUSTRIAL PRECISION CO., LIMITED			WEIGHT 1.0g SHEET 1/1 REVISION A0