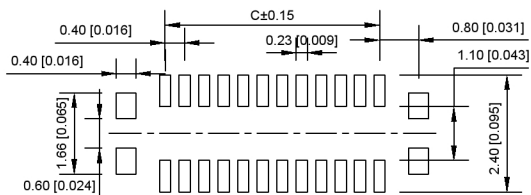
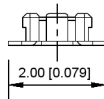
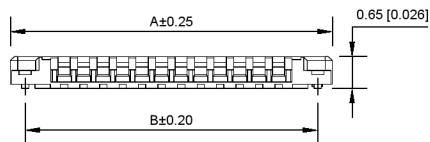
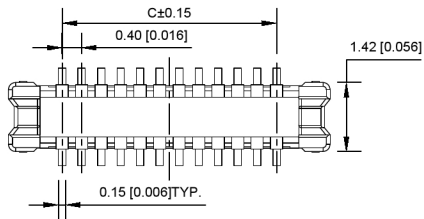


XKB Connectivity



RECOMMENDED PCB LAYOUT

CONNECTOR SIDE

XKB Connectivity

广东星坤科技股份有限公司

生 日期

文件工程章

REVISIONS

www.xkb.cn www.hellixkb.com www.hellixkb.cn

ANGLAR	±5°
L ≤ 4	±0.2
4 < L ≤ 16	±0.3
16 < L ≤ 63	±0.4
L > 63	±0.5

UNSPECIFIED TOLERANCES

XKB Connectivity

规格 SPECIFICATIONS:

- 1.电压/电流额定值 VOLTAGE/CURRENT RATING: 30V/0.3A AC;
- 2.耐电压 WITHSTANDING VOLTAGE: 100V AC ONE MINUTE;
- 3.绝缘电阻 INSULATION RESISTANCE: 50MΩ MIN;
- 4.接触电阻 CONTACT RESISTANCE: 100mΩ MAX;
- 5.工作温度范围 OPERATING TEMPERATURE RANGE: -35°C TO 85°C.

材料 MATERIAL:

- 1.绝缘材料 INSULATOR: LCP UL 94V-0 BLACK;
- 2.端子 TERMINAL: COPPER ALLOY;
- 3.金属配件 METAL FITTINGS: COPPER ALLOY.

镀层 PLATING:

- 1.端子 TERMINAL: GOLD PLATING,
NICKEL 50u" MIN. OVER ALL;
- 2.金属配件 METAL FITTINGS: TIN 100u" MIN. OVER NICKEL 50u" MIN.

X0400 W V S-XX S-LP SN

○ Series N ○

⊙ Weld in g Board Angle : W-Wafer

⊙ Weld in g Board Angle : V-180° R-90°

⊙ Welding Way:S-SMT

⊙ Row No.-Pin No.: XX-Single Row

⊙ S: With positioning column , Null: No positioning column

⊙ Material: LP-LCP 94V-2

⊙ Plating Category: SN-Bright Tin Plating (70-120u")

XKB Connectivity

PIN NO.	A	B	C
10	3.8	3.2	1.6
12	4.2	3.6	2.0
16	5.0	4.4	2.8
20	5.8	5.2	3.6
24	6.6	6.0	4.4
30	7.8	7.2	5.6
34	8.6	8.0	6.4
40	9.8	9.2	7.6
50	11.8	11.2	9.6

DSND		DATE		SCALE: N/A	MODEL TYPE: BTB CONNECTOR	
DWNN		DATE		VIEW:	PART NO.:	
CHKD		DATE		UNIT: mm/in	DWG NO.:	
APPD		DATE		SIZE: A4	X0400WS-XX-LPSN	
XKB INDUSTRIAL PRECISION CO., LIMITED				WEIGHT	SHEET	REVISION
				1.0g	1/1	A0