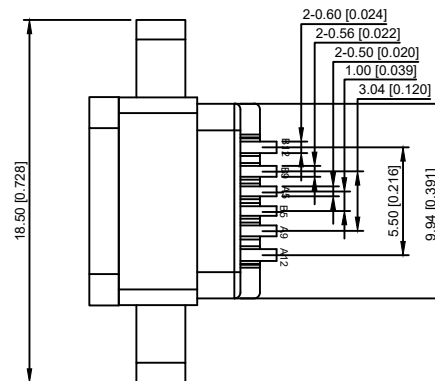
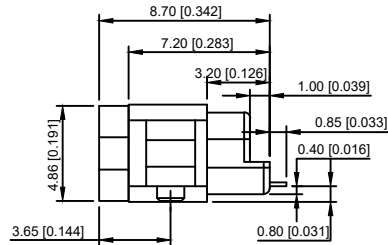
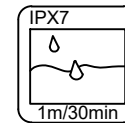
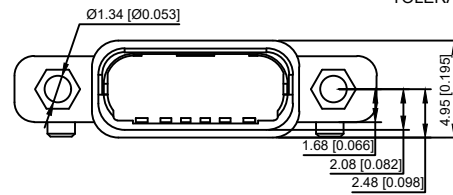
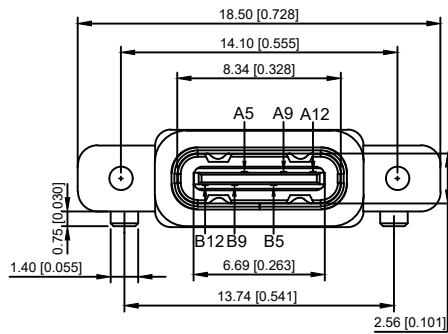


建议的胶圈尺寸

A5	CC1	B12	GND
A9	VBUS	B9	VBUS
A12	GND	B5	CC2
PIN	SIGNAL NAME	PIN	SIGNAL NAME

RECOMMENDED P.C.B LAYOUT
TOLERANCE UNSPECIFIED ±0.05mm



Material

Housing Material: High temperature thermoplastic
 Contact Terminal: High Grade Copper Alloy
 Metallic Shell: Stainless Steel
 Inner Ground Cover Shell: Stainless Steel
 Mid Plate: Stainless Steel
 Plating
 Data Contact
 Underplating: 50µ" Min. Nickel
 Contact Plating: 1µ" Gold
 Solder Area: 80µ" Matte Tin
 Shell
 Metallic Shell: 50µ" Min. Nickel
 Cover Shell
 Metallic Shell: 80µ" Min. Nickel
 Inner Ground Cover Shell
 Metallic Shell: 50µ" Min. Nickel
 Electrical
 Voltage Rating: 20V DC
 Current Rating: Vbus pins collectively 3.00A, GND pins collectively 6.25A, B5 pin 1.25A, Other pins 0.25A per pin.
 Contact Resistance: 40mΩ Max.
 Insulation resistance: 100 MΩ MIN.
 Dielectric withstanding voltage: 100V AC/Minute
 Mechanical
 Durability: 10,000 cycles
 Mating Force: 5 to 20N
 Unmating Force: 8 to 20N (post test)

					DSND		DATE		SCALE: N/A	MODEL TYPE: 3.1 TYPE C
					ANGLAR	±5°	DWN	DATE	VIEW:	PART NO.:
					L ≤ 4	±0.2	CHKD	DATE	UNIT: mm/in	DWG NO.:
					4 < L ≤ 16	±0.3	APPD	DATE	SIZE: A4	U262-061N-4BF713
					16 < L ≤ 63	±0.4				
					L > 63	±0.5				
REVISIONS					UNSPECIFIED TOLERANCES		KKB INDUSTRIAL PRECISION CO., LIMITED			WEIGHT
MARK	DESCRIPTION	DATE	REVISED	APPROVED						SHEET
										1.0g
										1/1
										REVISION
										A0