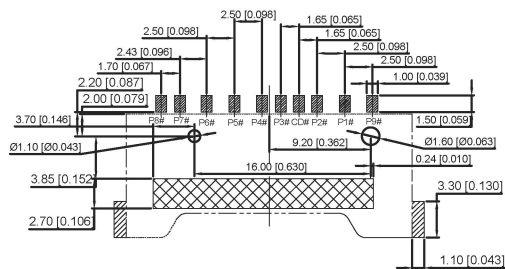
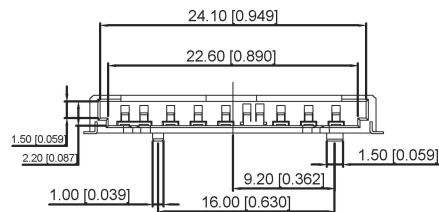
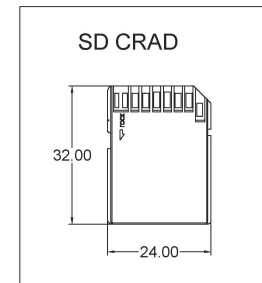


3D VIEW



Pad Area
 Keep Out Area

Recommended P.C.B Layout(Top Side)
Tolerance: ±0.05

PIN#	NAME	DESCRIPTION
1	DAT3	DATA LINE BIT3
2	CMD	COMMAND/RESPONSE
3	VSS1	SUPPLY VOLTAGE GROUND
4	VDD1	SUPPLY VOLTAGE
5	CLK	CLOCK
6	VSS2	SUPPLY VOLTAGE GROUND
7	DAT0	DATA LINE BIT0
8	DAT1	DATA LINE BIT1
9	DAT2	DATA LINE BIT2
10	CD	CARD DETECT
11	WP	WRITE PROTECT

Notes:

- All Dimensions are in millimeters
- Operation voltage: 100 VAC max.
- current rating: 1 Amps max.
- Contact resistance: 100m ohms max
- Insulation resistance: 1000M ohms min. 500 VDC
- Dielectric withstanding voltage: 500 VAC / 1minute
- Operating Temperature: -20□ to +60□
- Storage Temperature:-40□ to +70□
- Material:
HOUSING: HI-TEMP.PLASTIC ;BLACK ; UL 94V-0
CONTACT: COPPER ALLOY(Y=0.20mm)

广东星坤科技股份有限公司

生效日期

MARK	DESCRIPTION	DATE	REVISED	APPROVED	REVISIONS

文件工程章

www.xg.cn www.helloxb.com www.helloxb.cn

ANGLAR	±5°
L ≤ 4	±0.2
4 < L ≤ 16	±0.3
16 < L ≤ 63	±0.4
L > 63	±0.5
UNSPECIFIED TOLERANCES	

DSND		DATE		SCALE: N/A	MODEL TYPE: SD CARD CONN
DWN		DATE		VIEW:	PART NO.:
CHKD		DATE		UNIT: mm/in	DWG NO.:
APPD		DATE		SIZE: A4	XKSD-013
XKB INDUSTRIAL PRECISION CO., LIMITED				WEIGHT	SHEET
				1.0g	1/1
				REVISION	A0