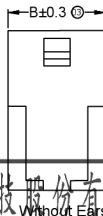
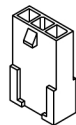
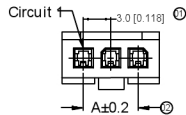
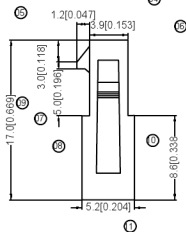
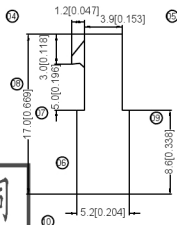


With Ears



Without Ears



1X6PIN



1X8PIN



1X9PIN



1X10PIN



1X11PIN



1X12PIN



1X7PIN



1X5PIN



1X4PIN



1X3PIN



1X2PIN

### Specifications :

- Voltage rating: 250V AC / DC
- Current rating: 5A AC / DC
- Withstanding voltage: 1000V AC/minute
- Temperature range: -40°C~+105°C
- Insulation resistance: ≥1000MΩ
- Contact resistance: ≤10mΩ
- After environmental testing : ≤20mΩ

X3025 H F-XX XX-N2 XX



- ⊙ Series No.
- ⊙ Category : H-HSG
- ⊕ Welding Board Angle : F-Female HSG
- ⊖ Row No.-Pin No. : XX-02P~12P
- ⊗ Plug the Pin & special No. : I-Without Ears  
G-With Ears
- ⊕ Material : N2-PA66 94 V-2;
- ⊖ Color : Blank-Natural Color ; WH-White

Poles	Dimensions(mm)		Poles	Dimensions(mm)	
	A	B		A	B
02	3.00	6.90	08	21.00	24.90
03	6.00	9.90	09	24.00	27.90
04	9.00	12.90	10	27.00	30.90
05	12.00	15.90	11	30.00	33.90
06	15.00	18.90	12	33.00	36.90
07	18.00	21.90			

PART NO	Material	Color	Suitable X/B Terminal	Main With XKB Housing	Note
X3025HF-XXG-N2	Nylon 66 94V-2	Natural Color	X3025TM	X3025HM	With Ears
X3025HF-XXG-N2WH	Nylon 66 94V-2	White			
X3025HF-XXN2	Nylon 66 94V-2	Natural Color	X3025TM	X3025HM	Without Ears
X3025HF-XXN2WH	Nylon 66 94V-2	White			

广东星坤科技股份有限公司

生 日期  
發 日期

文件工程章

REVISIONS  
www.heloxkb.com

DATE	REVISED	APPROVED	XKB	ANGULAR	±5°
				L ≤ 4	±0.2
				4 < L ≤ 16	±0.3
				16 < L ≤ 63	±0.4
				L > 63	±0.5

UNSPECIFIED TOLERANCES

DSND	DATE	SCALE: N/A	MODEL TYPE:
DWNN	DATE	VIEW:	X3025HF-XXX-N2
CHKD	DATE	UNIT: mm/in	PART NO.:
APPD	DATE	SIZE: A4	3.00 mm Crimp Style Connectors
			DWG NO.:
			WEIGHT
			SHEET
			REVISION

XKB INDUSTRIAL PRECISION CO., LIMITED

1.0g 1/1 A0