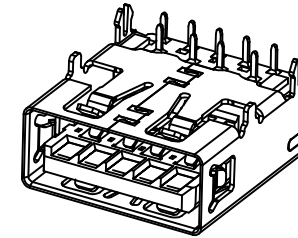
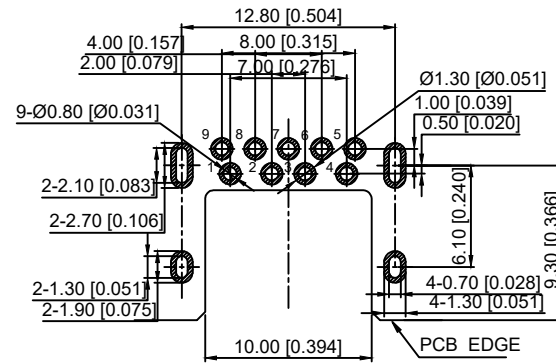
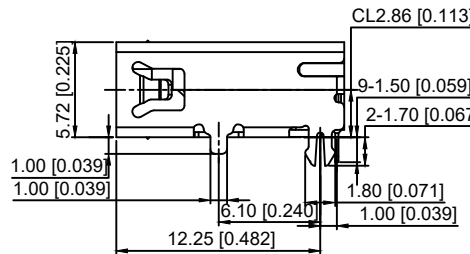


Pin #	SIGNAL NAME	DESCRIPTION	MATING SEQUENCE
1	VBUS	POWER	SECOND
2	D-	USB 2.0 DIFFERENTIAL PAIR	THIRD
3	D+		
4	GND	GROUND FOR POWER RETURN	SECOND
5	StdA_SSRX-	SUPERSPEED RECEIVER DIFFERENTIAL PAIR	LAST
6	StdA_SSRX+		
7	GND_DRAIN	GROUND FOR SIGNAL RETURN	
8	StdA_SSTX-	SUPERSPEED TRANSMITTER DIFFERENTIAL PAIR	
9	StdA_SSTX+		
Shell	Shield	CONNECTOR METAL SHELL	FRIST



Material
Housing Material: PA9T, UL94V-0, black
Contact Terminal: Brass
Metallic Shell: Brass
Plating
Underplating: Nickel
Contact Plating: 1μ" Gold
Solder Tail: 100μ" Min. Tin
Metallic Shell: Nickel
Electrical
Voltage Rating: 100 V AC
Current Rating: 0.25A (Signal pins 2,3,5,6,7,8,9) 3A (Power Pins 1,4)
Contact Resistance: 30mΩ Max.
Insulation resistance: 1000MΩ Min.
Dielectric withstanding voltage: 100V AC/Minute
Mechanical
Durability: 1500 cycles
Mating Force: 35N (3.57Kgf) Max
Unmating Force: 10N (1.02Kgf) Min. initial, 8N min after test
Environmental and Processing
Operating Temperature: -40°C to +85°C



RECOMMENDED PCB LAYOUT

U231-09XN-3XRC11

B:BLACK G:GREEN BL:BLUE

1:Au 1U"
5:Au 15U"
6:Au 30U"

					ANGLAR	±5°	DSND	DATE	SCALE: N/A	MODEL TYPE:		
ΔX					L ≤ 4	±0.2	DWN	DATE	VIEW:	USB 3.0		
Δx					4 < L ≤ 16	±0.3	CHKD	DATE	UNIT: mm/in	PART NO.:		
Δx					16 < L ≤ 63	±0.4	APPD	DATE	SIZE: A4	DWG NO.:		
MARK	DESCRIPTION	DATE	REVISED	APPROVED	L > 63	±0.5				U231-09XN-3XRC11		
REVISIONS					UNSPECIFIED TOLERANCES		XKB INDUSTRIAL PRECISION CO., LIMITED			WEIGHT	SHEET	REVISION
www.xk-dg.cn www.helloxkb.com www.helloxkb.cn										1.0g	1/1	A0