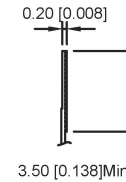
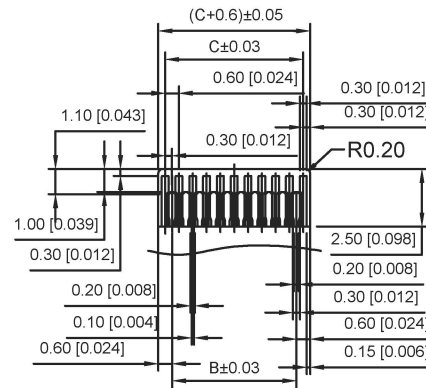
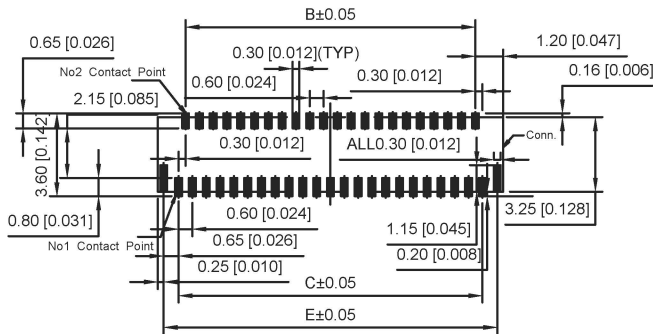
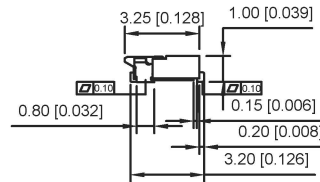
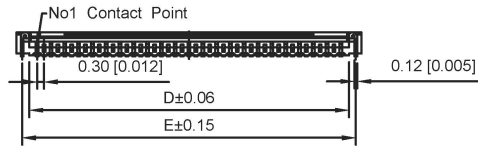


When Actuator Is Opened  
Scale 2:1



FPC/FFC Insert Direction  
Recommended P.C.B Layout

Applicable FPC

Number of contacts	Dimension				
	A	B	C	D	E
13	5.40	3.00	3.60	4.25	4.90
15	6.00	3.60	4.20	4.85	5.50
17	6.60	4.20	4.80	5.45	6.10
19	7.20	4.80	5.40	6.05	6.70
21	7.80	5.40	6.00	6.65	7.30
23	8.40	6.00	6.60	7.25	7.90
25	9.00	6.60	7.20	7.85	8.50
27	9.60	7.20	7.80	8.45	9.10
29	10.20	7.80	8.40	9.05	9.70
31	10.80	8.40	9.00	9.65	10.30
33	11.40	9.00	9.60	10.25	10.90
35	12.00	9.60	10.20	10.85	11.50
37	12.60	10.20	10.80	11.45	12.10
39	13.20	10.80	11.40	12.05	12.70
41	13.80	11.40	12.00	12.65	13.30
45	15.00	12.60	13.20	13.85	14.50
49	16.20	13.80	14.40	15.05	15.70
51	16.80	14.40	15.00	15.65	16.30
57	18.60	16.20	16.80	17.45	18.10
61	19.80	17.40	18.00	18.65	19.30
67	21.60	19.20	19.80	20.45	21.10
71	22.80	20.40	21.00	21.65	22.30
73	23.40	21.00	21.60	22.25	22.90

NOTES

MATERIAL:  
THIS PART DON'T CONTAIN ANY SUBSTANCES WHICH ARE SPECIFIED IN SS-00259  
HOUSING: GLASS FILLED THERMO-PLASTIC. UL94V-OBLACK  
ACTUATOR: GLASS FILLED THERMO-PLASTIC. UL94V-O NATURAL  
CONTACTS: PHOSPHOR BRONZE C5210R-SH THICKNESS=0.12MM  
LATCH:PHOSPHOR BRONZE C5131R-H THICKNESS=0.12MM  
1.FPC NOT MATING CONDITION BANNED CLOSURE  
2.PART NO.LEGEND.

X03A10 L XX X  
① ② ③ ④

- ① Series Name : X03A10=0.3 mm Pitch(H=1.0mm)
- ② Assembly style : L:Low Contact SMT Type U:Upper Contact SMT Type  
D:Double-Face Contact SMT Type H:Back-flip Double-Face Contact SMT Type
- ③ Number of terminals :XX=13-73PIN
- ④ Plating : G:Gold Flash Over Nickel T:Tin Over Nickel

3.PERFORMANCE

- 3.1: CURRENT RATING:0.2A/PIN.
- 3.2: VOLTAGE RATING: 30V(AC/DC)
- 3.3:CONTACT RESISTANCE: INITIAL VALUE 30mOHM Max
- 3.4:INSULATION RESISTANCE: 500MOHM Min
- 3.5: DIELECTRIC WITHSTANDING VOLTAGE:250V AC FOR 1MINUTE.

广东星坤科技股份有限公司

生效日期

MARK	DESCRIPTION	DATE	REVISED	APPROVED	UNSPECIFIED TOLERANCES
文件	工程				

DSND		DATE	SCALE: N/A	MODEL TYPE: FPC CONNECTOR
DWN		DATE	VIEW:	PART NO.:
CHKD		DATE	UNIT: mm/in	DWG NO.:
APPD		DATE	SIZE: A4	X03A10LXXX
XKB INDUSTRIAL PRECISION CO., LIMITED				WEIGHT 1.0g
				SHEET 1/1
				REVISION A0