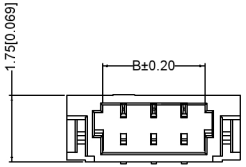

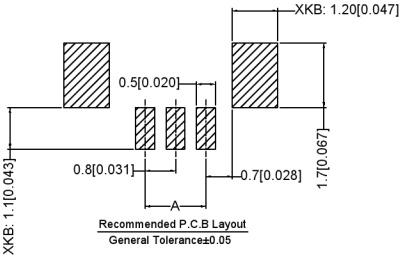

Recommended P.C.B Layout

General Tolerance±0.05

Specifications:
规格：
Voltage rating:30V AC/DC
额定电压：30V AC/DC
Current rating：0.5A AC/DC
额定电流：0.5A AC/DC
Withstanding voltage:200V AC/minute
耐压电压：200V AC/分钟
Temperature range -25℃～+85℃
温度范围：-25℃～+85℃
Insulation resistance:≥100MΩ
绝缘电阻：≥100MΩ
Contact resistance：≤20mΩ
接触电阻≤20mΩ
After environment testing：≤40mΩ
环境试验后：≤40mΩ

X800 W V S - XX X- LP XX XX
① ②③④ ⑤⑥ ⑦ ⑧⑨

①Series No.
②Category: W-wafer
③Welding Board Angle: V-180°
④Welding Way:S-SMT
⑤Row No.-Pin No.XX-Single row
⑥Plug the Pin & Special N0.:HF-Halogen free
⑦Material: LP-LCP 94V-0
⑧Planting Category : V01:All Gold-Flash;
SN-Bringht tin plating
⑨Color: Blank-natural color; BK-black

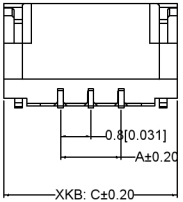

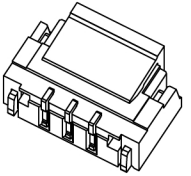

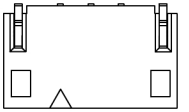

Poles	Dimensions(mm)			Poles	Dimensions(mm)		
	A	B	C		A	B	C
2	0.80	1.90	3.78	12	8.80	9.90	11.78
3	1.60	2.70	4.58	13	9.60	10.70	12.58
4	2.40	3.50	5.38	14	10.40	11.50	13.38
5	3.20	4.30	6.18	15	11.20	12.30	14.18
6	4.00	5.10	6.98	16	12.00	13.10	14.98
7	4.80	5.90	7.78	17	12.80	13.90	15.78
8	5.60	6.70	8.58	18	13.60	14.70	16.58
9	6.40	7.50	9.38	19	14.40	15.50	17.38
10	7.20	8.30	10.18	20	15.20	16.30	18.18
11	8.00	9.10	10.98				

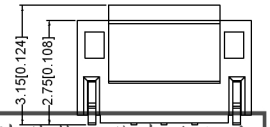

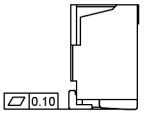

X800WRS-XXHF-LP V01BK	PA6T UL 94V-0 Black (Halogen-free)	Phosphor Bronze	Gold-Flash	Brass	Gold-Flash	0800H
X800WRS-XXHF-LPSNBK	PA6T UL 94V-0 (Halogen-free)		Gold-Flash		Gold-Flash	
X800WRS-XXHF-LPSN	LCP UL 94V-0 Halogen-free		Gold-Flash		Gold-Flash	
X800WRS-XXHF-LP V01			Tin-Plated		Tin-Plated	
PART NO	Material	Material(Pin)	Finish(pin)	Material (Solder Tabs)	Finish (Solder Tabs)	Suitable XKB Terminal

广东星坤科技股份有限公司
生效日期
文件工程章

MARK	DESCRIPTION	DATE	REVISED	APPROVED

REVISIONS

www.xkb.cn www.helloxkb.com www.helloxkb.cn

UNSPECIFIED TOLERANCES	
ANGLAR	±5°
L≤ 4	±0.2
4<L≤ 16	±0.3
16<L≤ 63	±0.4
L> 63	±0.5

DSND		DATE		SCALE: N/A	MODEL TYPE:
DWN		DATE		VIEW:	PART NO.: 0.80mm IDC Style Connectors
CHKD		DATE		UNIT: mm/in	DWG NO.:
APPD		DATE		SIZE: A4	

XKB INDUSTRIAL PRECISION CO.,LIMITED

WEIGHT	SHEET	REVISION
1.0g	1/1	A0