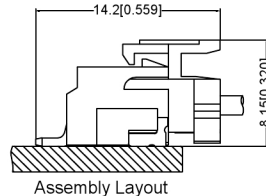
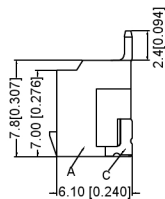
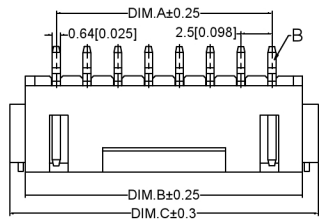
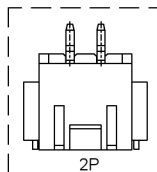
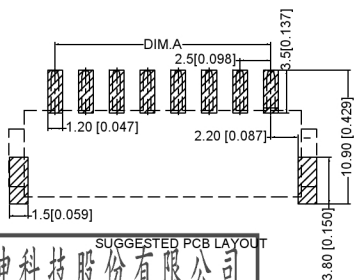
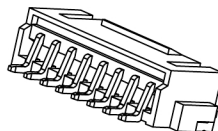
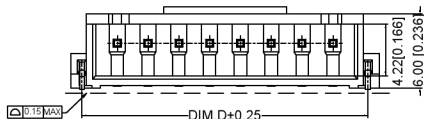


XKB



Assembly Layout



Specifications:

规格: XKB
 Voltage rating: 250V AC/DC
 额定电压: 250V AC/DC
 Current rating: 2A AC/DC
 额定电流: 2A AC/DC
 Withstanding voltage: 1000V AC/minute
 耐受电压: 1000V AC/分钟
 Temperature range: -25°C~+85°C
 温度范围: -25°C~+85°C
 Insulation resistance: ≥500MΩ
 绝缘电阻: ≥500MΩ
 Contact resistance: ≤20mΩ
 接触电阻: ≤20mΩ XKB
 After environmental testing: ≤30mΩ
 环境测试后: ≤30兆欧

X8821 WR S-XX L -LP SN

- Series No.
- Category: W-WAFER
- Welding Board Angle: R-Right Angle 90°
- Welding Way: S-SMT
- Row No. Pin No.: XX-02P~16P;
- Plug the Pin & Special No.: L-With Lock
- Material: LP-LCP UL94V-0
- Plating Category: SN-Right Tin Plating

Poles	Dimension mm				Poles	Dimension mm			
	A	B	C	D		A	B	C	D
2	2.50	17.50	10.00	9.20	10	22.50	27.50	30.00	28.20
3	5.00	10.00	12.50	10.70	11	25.00	30.00	32.50	30.70
4	7.50	12.50	15.00	13.20	12	27.50	32.50	35.00	33.20
5	10.00	15.00	17.50	15.70	13	30.00	35.50	37.50	35.70
6	12.50	17.50	20.00	18.20	14	32.50	37.50	40.00	38.20
7	15.00	20.00	22.50	20.70	15	35.00	40.00	42.50	40.70
8	17.50	22.50	25.00	23.20	16	37.50	42.50	45.00	43.20
9	20.00	25.00	27.50	25.70					

广东星坤科技股份有限公司

SUGGESTED PCB LAYOUT

生 日期
 日期
 文件工程章

XKB		UNSPECIFIED TOLERANCES	
XKB	ANGLAR	±5°	
	L ≤ 4	±0.2	
	4 < L ≤ 16	±0.3	
	16 < L ≤ 63	±0.4	
	L > 63	±0.5	

X8821WRS-XXL-LPSN	LCP UL 94V-0	Phosphor Bronze	Tin-Plated	X8821H-L
PART NO	Material	Material (Pin And Solder Tabs)	Finish (Pin And Solder Tabs)	Mates With XKB Housing

DSND	DATE	SCALE: N/A	MODEL TYPE: 2.50 mm Crimp Style Connectors
DWNN	DATE	VIEW:	PART NO.:
CHKD	DATE	UNIT: mm/in	X8821WRS-XXL-LPSN
APPD	DATE	SIZE: A4	DWG NO.:
XKB INDUSTRIAL PRECISION CO., LIMITED			WEIGHT 1.0g
			SHEET 1/1
			REVISION A0