

NRSE Series
SMD Shielded Tiny Power Inductor
Size 4018



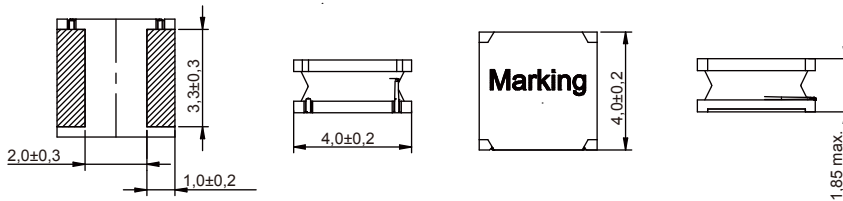
CHARACTERISTICS

- Magnetic resin for higher current and semi-magnetically shielded
- Different sizes from 2mm to 8mm in square shape
- Quantity: 3000pcs

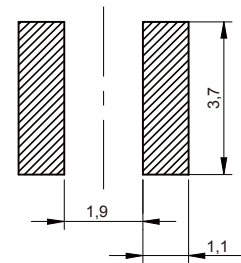
APPLICATION

- DC/DC converter
- LC filter

Dimensions: [mm]



Land Pattern: [mm]



Electrical Properties:

Part No	Inductance (μH)	Tolerance	Saturation current (A)	Temperature Rise Current (A)	DCR ±30% (mΩ)
NRSE4018-R56N	0.56	±30%	6.50	3.50	18
NRSE4018-R68N	0.68	±30%	4.90	3.20	18
NRSE4018-1R0N	1.0	±30%	4.50	2.50	23
NRSE4018-1R2N	1.2	±30%	4.30	2.40	28
NRSE4018-1R5N	1.5	±30%	3.35	2.34	33
NRSE4018-1R8N	1.8	±30%	3.00	2.00	44
NRSE4018-2R2M	2.2	±20%	2.70	2.00	44
NRSE4018-3R3M	3.3	±20%	2.45	1.90	70
NRSE4018-4R7M	4.7	±20%	1.70	1.70	90
NRSE4018-5R6M	5.6	±20%	1.60	1.50	103
NRSE4018-6R8M	6.8	±20%	1.45	1.30	124
NRSE4018-8R2M	8.2	±20%	1.40	1.15	180
NRSE4018-100M	10	±20%	1.30	1.10	200
NRSE4018-120M	12	±20%	1.15	0.95	230
NRSE4018-150M	15	±20%	0.94	0.92	268
NRSE4018-180M	18	±20%	0.86	0.61	320

Part No	Inductance (μH)	Tolerance	Saturation current (A)	Temperature Rise Current (A)	DCR ±30% (mΩ)
NRSE4018-220M	22	±20%	0.80	0.80	390
NRSE4018-330M	33	±20%	0.65	0.60	560
NRSE4018-470M	47	±20%	0.57	0.50	850

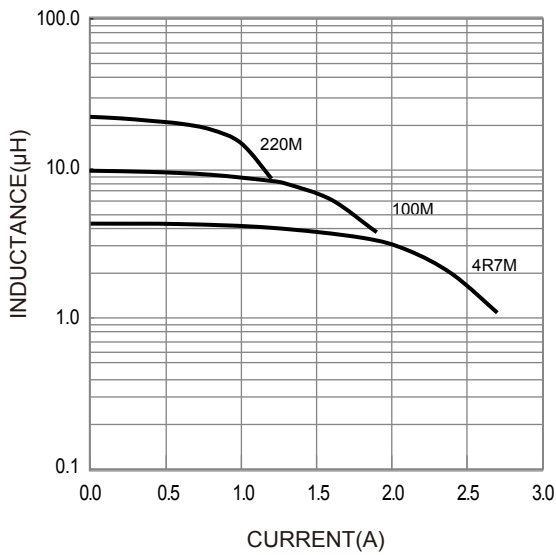
Operating temperature : -40 C ~ +125 C

Temperature rise current: the actual value of DC current when the temperature rise is ΔT40 C

Saturation Current that will cause initial inductance to drop approximately 30%

Typical Electrical Characteristics:

Inductance VS. Current Characteristics:



Temperature Rise VS. Current Characteristics:

