

**NRSE Series**  
**SMD Shielded Tiny Power Inductor**  
**Size 3010**



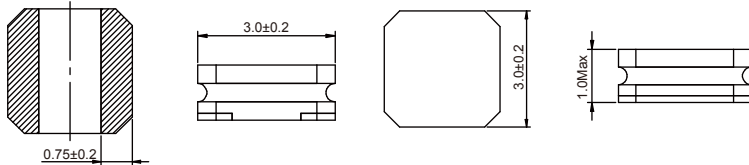
**CHARACTERISTICS**

- Magnetic resin for higher current and semi-magnetically shielded
- Different sizes from 2mm to 8mm in square shape
- Quantity: 2000pcs

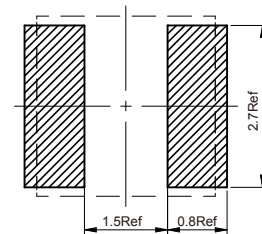
**APPLICATION**

- DC/DC converter
- LC filter

Dimensions: [mm]



Land Pattern: [mm]



**Electrical Properties:**

Part No	Inductance (μH)	Tolerance	Saturation current (A)	Temperature Rise Current (A)	DCR ±30% (mΩ)
NRSE3010-1R0N	1.0	±30%	1.4	1.45	65
NRSE3010-1R5N	1.5	±30%	1.27	1.3	80
NRSE3010-2R2M	2.2	±20%	1.15	1.09	110
NRSE3010-3R3M	3.3	±20%	0.97	0.96	145
NRSE3010-4R7M	4.7	±20%	0.75	0.77	225
NRSE3010-6R8M	6.8	±20%	0.65	0.66	305
NRSE3010-100M	10	±20%	0.60	0.58	400
NRSE3010-150M	15	±20%	0.42	0.47	610
NRSE3010-220M	22	±20%	0.35	0.38	930

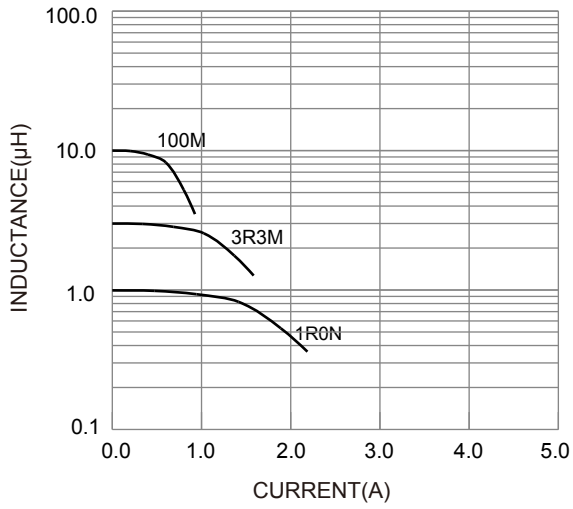
Operating temperature : -40 °C ~ +125 °C

Temperature rise current: the actual value of DC current when the temperature rise is ΔT40 °C

Saturation Current that will cause initial inductance to drop approximately 30%

Typical Electrical Characteristics:

Inductance VS. Current Characteristics:



Temperature Rise VS. Current Characteristics:

