


NRSE Series
SMD Shielded Tiny Power Inductor
Size 2510



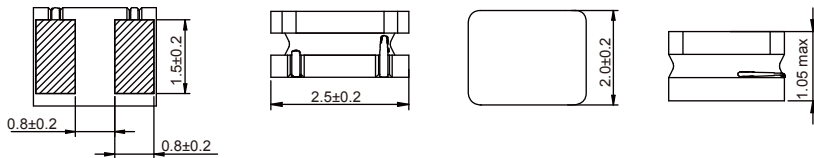
CHARACTERISTICS

- Magnetic resin for higher current and semi-magnetically shielded
- Different sizes from 2mm to 8mm in square shape
- Quantity: 2000pcs

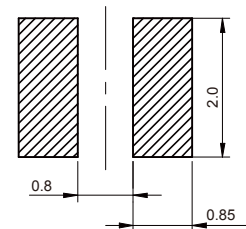
APPLICATION

- DC/DC converter
- LC filter

Dimensions: [mm]



Land Pattern: [mm]



Electrical Properties:

Part No	Inductance (μH)	Tolerance	Saturation current Max. (A)	Saturation current Typ. (A)	Temperature Rise Current Max. (A)	DCR Typ. (Ω)	DCR Max. (Ω)
NRSE2510-R33M	0.33	±20%	3.60	4.30	2.45	0.033	0.043
NRSE2510-R47M	0.47	±20%	2.80	3.20	2.40	0.033	0.044
NRSE2510-R68M	0.68	±20%	2.75	3.10	2.10	0.051	0.062
NRSE2510-1R0M	1.0	±20%	2.05	2.50	1.85	0.066	0.080
NRSE2510-1R5M	1.5	±20%	1.70	2.05	1.55	0.085	0.108
NRSE2510-2R2M	2.2	±20%	1.50	1.75	1.35	0.130	0.150
NRSE2510-3R3M	3.3	±20%	1.10	1.35	1.05	0.170	0.228
NRSE2510-4R7M	4.7	±20%	1.00	1.15	0.90	0.280	0.330
NRSE2510-5R6M	5.6	±20%	0.90	1.05	0.80	0.370	0.480
NRSE2510-6R8M	6.8	±20%	0.80	0.95	0.72	0.400	0.480
NRSE2510-8R2M	8.2	±20%	0.73	0.85	0.69	0.463	0.572
NRSE2510-100M	10	±20%	0.65	0.75	0.67	0.500	0.600
NRSE2510-150M	15	±20%	0.50	0.60	0.45	0.780	0.950

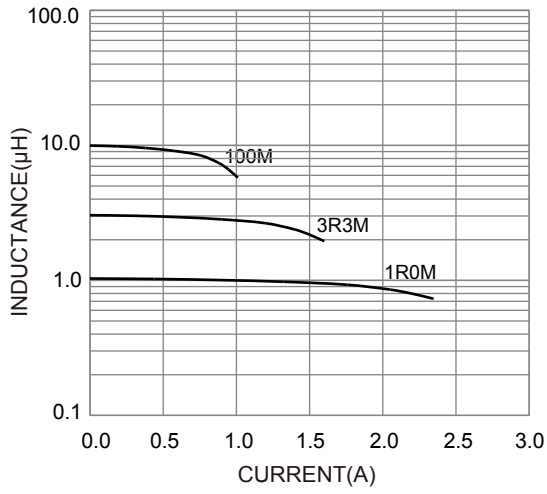
Operating temperature : -40 C ~ +125 C

Temperature rise current: the actual value of DC current when the temperature rise is ΔT40 C

Saturation Current that will cause initial inductance to drop approximately 30%

Typical Electrical Characteristics:

Inductance VS. Current Characteristics:



Temperature Rise VS. Current Characteristics:

