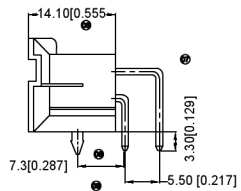
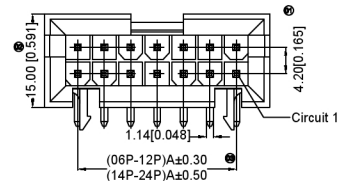


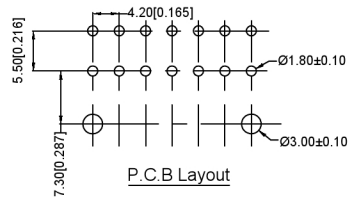
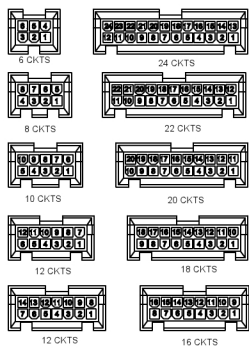
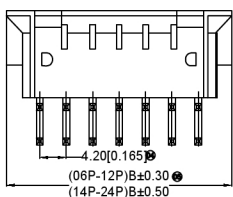
XkB



X9357WR-2\*XXB-XXSN-XX

- 01 Series No
- 02 Category:W-wafer
- 03 Welding Board Angle:R-Right Angle90
- 04 Welding Way: Blank-DIP
- 05 Row No. -Pin No: 2\*xx-2\*03P-2\*12P
- 06 Plug the Pin&Special NO.:
- B-A range ushering with positioning column
- 07 Material:NO-PA66 94V-0,N2-PA66 94V-2
- 08 Planting Category:SN-Resistance tin plating
- 09 Color:Blank-Natural Color

**Specifications:**  
 规格: XkB  
 Voltage rating:600V AC/DC  
 额定电压: 600V AC/DC  
 Current rating:9A AC/DC  
 额定电流: 9A AC/DC  
 Withstanding voltage:1500V AC/minute  
 耐受电压: 1500V AC/分钟  
 Temperature range:-25℃ +85℃  
 温度范围: -25℃ +85℃  
 Insulation resistance:≥1000MΩ  
 绝缘电阻: ≥1000MΩ  
 Contact resistance:≤10mΩ  
 接触电阻: ≤10mΩ  
 After environmental testing:≤20mΩ  
 环境测试后: ≤20mΩ



Poles	Dimensions(mm)	
	A	B
2*03	8.40	19.20
2*04	12.60	23.40
2*05	16.80	27.60
2*06	21.00	31.80
2*07	25.20	36.00
2*08	29.40	40.20
2*09	33.60	44.40
2*10	37.80	48.60
2*11	42.00	52.80
2*12	46.20	57.00

X9357WR-2*XXB-N2SN	Nylon 66 UL 94V-0	Brass	Tin-Plated	X9357HM-B
X9357WR-2*XXB-N2SN	Nylon 66 UL 94V-2			
PART NO	Material	Material(Pin)	Finish(Pin)	Suitable XkB Terminal

广东星坤科技股份有限公司

生 日期

文件工程章

REVISIONS

www.heloxkb.com

XKB	DSND	DATE	SCALE: NA	MODEL TYPE: X9357WR-2*XXB-XXSN
ANGLAR ±5°	DWNN	DATE	VIEW:	PART NO.: 2.40mm Crimp Style Connectors
L ≤ 4 ±0.2	CHKD	DATE	UNIT: mm/mn	DWG NO.:
4 < L ≤ 16 ±0.3	APPD	DATE	SIZE: A4	
16 < L ≤ 63 ±0.4	UNSPECIFIED TOLERANCES			
L > 63 ±0.5	XKB INDUSTRIAL PRECISION CO., LIMITED			
	WEIGHT	SHEET	REVISION	
	1.0g	1/1	A0	