

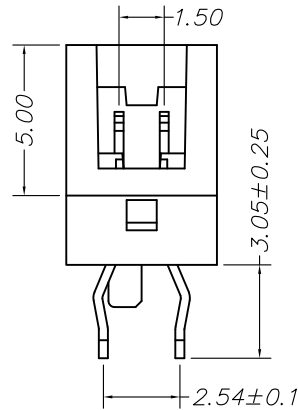
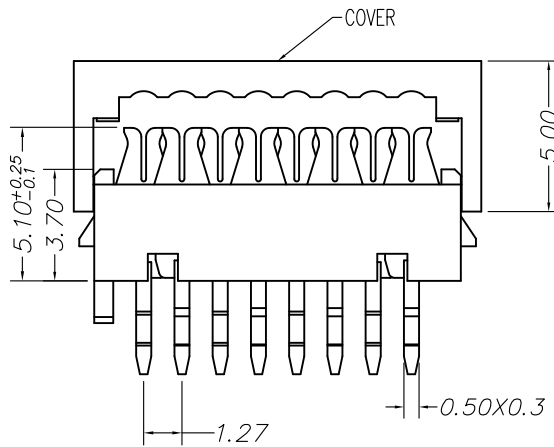
■ Specifications :

- Voltage rating: 500V AC / DC
- Current rating: 1A AC / DC
- Withstanding voltage: 1000V AC/minute
- Temperature range: -40°C~+105°C
- Insulation resistance: ≥1000MΩ
- Contact resistance: ≤20mΩ
- After environmental testing: ≤30mΩ

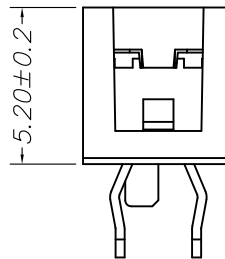
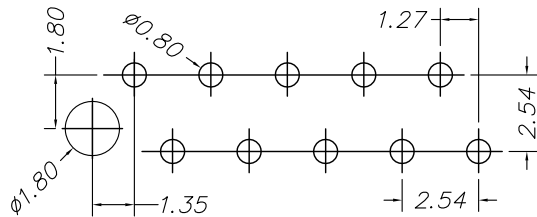
X9127 HI - XX A - PT XX

① ② ③ ④ ⑤ ⑥ ⑦

- ① Series No.
- ② Category: H-HSG
- ③ Welding Board Angle: I-HSG+hardware
- ④ Row No.-Pin No.: XX-Single row
- ⑤ Plug the Pin & special No.: A-Double Deficiency
- ⑥ Material: PT-PBT 94V-0
- ⑦ Color: RE- Red; RD-purplish red



Poles	Dimensions(mm)		Poles	Dimensions(mm)	
	A	B		A	B
04	8.45	2.54	16	23.69	17.78
06	10.99	5.08	18	26.23	20.32
08	13.53	7.62	20	28.77	22.86
10	16.07	10.16	22	31.31	25.40
12	18.61	12.70	24	33.85	27.94
14	21.15	15.24	26	36.39	30.48



Recommended P.C. Board Layout

X9127HI-XXA-PTRD	PBT UL 94V-0 (purplish red)	Brass	Tin-Plated
X9127HI-XXA-PTRE	PBT UL 94V-0(Red)	Brass	Tin-Plated
PART NO	Material	Material(Pin)	Finish(Pin)

For and on behalf of  
**XKB INDUSTRIAL PRECISION CO., LIMITED**  
 香港星坤工業精密有限公司

△ X					ANGULAR	±5°	DSND		DATE		SCALE: N/A	MODEL TYPE:
△ X					L ≤ 4	±0.2	DWN		DATE		VIEW:	X9127HI-XXA-PTXX
△ X					4 < L ≤ 16	±0.3	CHKD		DATE		UNIT: mm	PART NO.:
△ X					16 < L ≤ 63	±0.4	APPD		DATE		SIZE: A4	1.27 mm Crimp Style Connectors
MARK	DESCRIPTION	DATE	REVISED	APPROVED	L > 63	±0.5						DWG NO.:
REVISIONS						UNSPECIFIED TOLERANCES	<b>XKB INDUSTRIAL PRECISION CO., LIMITED</b>			WEIGHT	SHEET	REVISION
										1.0g	1/1	A0

Authorized Signature(s)