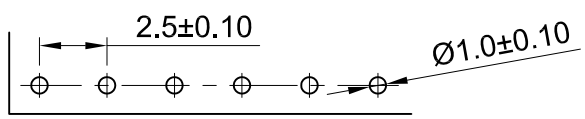
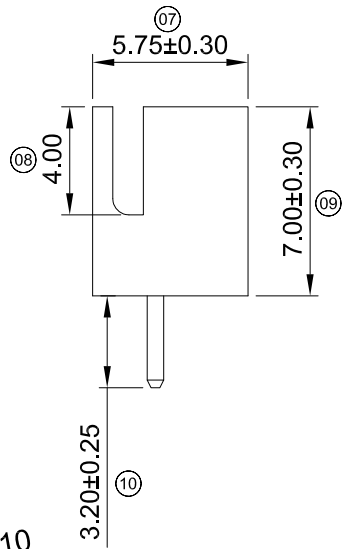
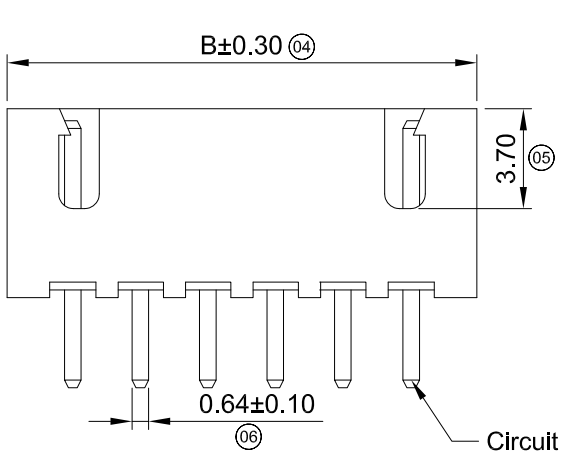


- Specifications :
- Voltage rating: 250V AC / DC
  - Current rating: 3A AC / DC
  - Withstanding voltage: 1000V AC/minute
  - Temperature range: -25°C~+85°C
  - Insulation resistance: ≥1000MΩ
  - Contact resistance: ≤10mΩ
  - After environmental testing: ≤20mΩ

Poles	Dimensions (mm)	
	A	B
02	2.50	7.50
03	5.00	10.00
04	7.50	12.50
05	10.00	15.00
06	12.50	17.50
07	15.00	20.00
08	17.50	22.50
09	20.00	25.00
10	22.50	27.50
11	25.00	30.00
12	27.50	32.50
13	30.00	35.00
14	32.50	37.50
15	35.00	40.00
16	37.50	42.50
17	40.00	45.00
18	42.50	47.50
19	45.00	50.00
20	47.50	52.50

X8821 W V-XX-N0 SN

- ① Series No.  
 ② Category: W-WAFER  
 ③ Welding Board Angle: V-180° ; R-90°  
 ④ Row No.-Pin No.: XX-Single Row  
 ⑤ Material: N0 -PA66 94V-0 46-PA46 94-V0  
 ⑥ Plating Category: SN-Bright Tin Plating (70u")



X8821WV-XX-46SN	Nylon 46 UL 94V-0	Brass	Tin-Plated	X8821H
X8821WV-XX-N0SN	Nylon 66 UL 94V-0	Brass	Tin-Plated	
PART NO	Material	Material(Pin)	Finish(Pin)	Suitable XKB Terminal

For and on behalf of  
**XKB INDUSTRIAL PRECISION CO., LIMITED**  
 香港星坤工業精密有限公司

MARK	DESCRIPTION	DATE	REVISED	APPROVED	UNSPECIFIED TOLERANCES
△ X					ANGULAR ± 5°
△ X					L ≤ 4 ± 0.2
△ X					4 < L ≤ 16 ± 0.3
					16 < L ≤ 63 ± 0.4
					L > 63 ± 0.5

DSND		DATE		SCALE: N/A	MODEL TYPE: X8821 WV-XX-46SN
DWN		DATE		VIEW:	PART NO.: 2.50 mm Crimp style Connector
CHKD		DATE		UNIT: mm	DWG NO.:
APPD		DATE		SIZE: A4	
<b>XKB INDUSTRIAL PRECISION CO., LIMITED</b>				WEIGHT	1.0g
				SHEET	1/1
				REVISION	A0

REVISIONS  
 Authorized Signature(s)