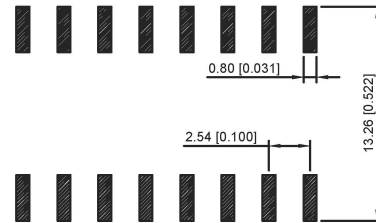
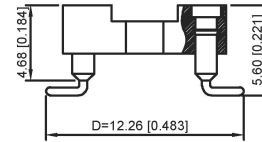
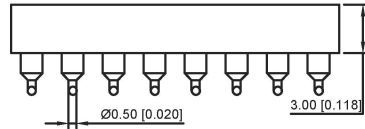
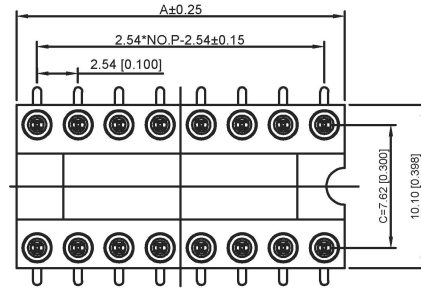


Poles	Dimensions(mm) A
2*02	5.08
2*03	7.62
2*04	10.16
2*05	12.70
2*06	15.24
2*07	17.78
2*08	20.32
2*09	22.86
2*10	25.40
2*12	30.48
2*14	35.56
2*16	40.64
2*20	50.80
2*21	53.34
2*24	60.96
2*25	63.50



Recommended P.C.B
Layout(±0.05)

Technical Data

Pin(outer sleeve):Brass,machined CuZn38Pb2

Clp(Contact 4 Finger):Beryllium copper,heat teated

Insulator:PBT UL94V-0 colour:black

Tin Plated:2um/80u"Ni,5um/200u"Sn

Gold Plated:2um"/80u"Ni,GF

Current rating:3Amps

Contact resistance:max 10mΩ

Dielectric strength:min 1000V RMS

Operaling temperature:-40°C to+105°C

X5621 F V S-2*XX-C762 D1226

- ① ② ③ ④ ⑤ ⑥ ⑦

- ① Series.N0.
- ② Category : F-Female
- ③ Welding Board Angle : V-Straight 180°
- ④ S:SMT
- ⑤ Plastic Height :C=15.24mm
- ⑥ Plastic Height :C=7.62mm
- Pin Length :D:1226=12.26mm

X5621FVS-2*XX-C762D1226	PBT 94V-0	Brass	Tin Gold 1u"	X5621F
PART NO	Material	Material(Terminal)	Finish(Terminal)	Mates With XKB Pin Header

广东星坤科技股份有限公司

生 日期
發 日期

ΔX
MARK DESCRIPTION

REVISIONS

www.xk-ig.cn www.helloxkb.com www.helloxkb.cn

ANGLAR ±5°
L ≤ 4 ±0.2
4 < L ≤ 16 ±0.3
16 < L ≤ 63 ±0.4
L > 63 ±0.5

UNSPECIFIED TOLERANCES

DSND	DATE	SCALE: N/A	MODEL TYPE:
DWN	DATE	VIEW:	PART NO.:
CHKD	DATE	UNIT: mm/in	DWG NO.:
APPD	DATE	SIZE: A4	X5621FVS-2*XX-C762D1226
KKB INDUSTRIAL PRECISION CO.,LIMITED			WEIGHT SHEET REVISION
			1.0g 1/1 A0