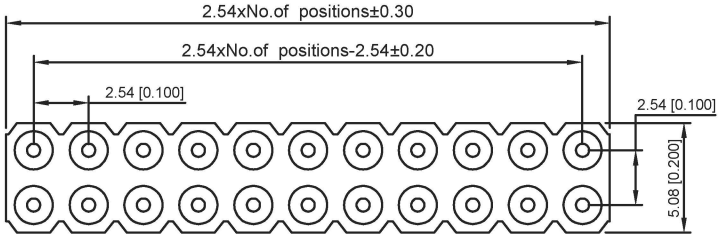

Technical Data
Pin(outer sleeve):Brass,machined CuZn38Pb2
Insulator:PPS UL94V-0 colour:black
Current rating:3Amps
Mating pin Ø:0.60/0.46mm
Mechanical life:min 500cycles
Contact resistance:max 10m Ω
Dielectric strength:min 1000V RMS
Operaling temperature:-40°C to+105°C
Soldering temperature:+255°C

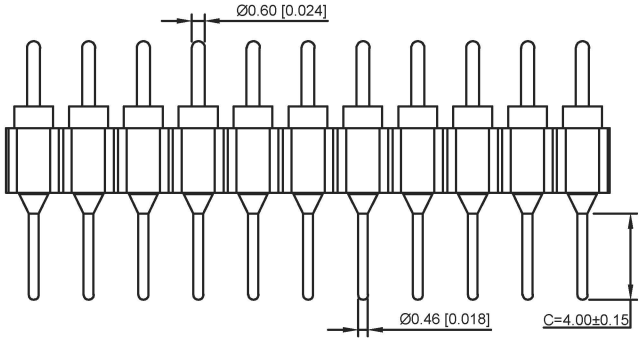

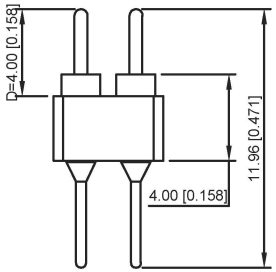

X5521W V-2*XX -C40 D40-1196
① ② ③ ④ ⑤ ⑥ ⑦

① Series.N0.
② Category : W-Wafer
③ Welding Board Angle : V-Straight 180°
④ Row No-Pin No:2*XX-01P-XXP
⑤ Pin Length :C=4.0mm
⑥ Pin Length :D=4.0mm
⑦ 1196:Type1196

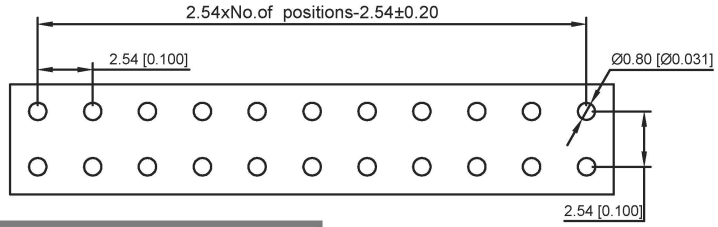

Recommended P.C.B Layout(±0.05)

X5521WV-2*XX-C40D40-1196	PPS 94V-0	Brass	Tin Gold 1u"	X5521F
PART N0	Material	Material(Terminal)	Finish(Terminal)	Mates With XKB Pin Header

广东星坤科技股份有限公司
生效日期
文件工程章

MARK	DESCRIPTION	DATE	REVISED	APPROVED

REVISIONS

UNSPECIFIED TOLERANCES	
ANGLAR	±5°
L≤4	±0.2
4<L≤16	±0.3
16<L≤63	±0.4
L>63	±0.5

DSND		DATE		SCALE: N/A
DWN		DATE		VIEW:
CHKD		DATE		UNIT: mm/in
APPD		DATE		SIZE: A4

MODEL TYPE: X5521WV-2*XX-C40D40-1196
PART NO.:
DWG NO.:

XKB INDUSTRIAL PRECISION CO.,LIMITED

WEIGHT	SHEET	REVISION
1.0g	1/1	A0