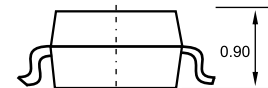
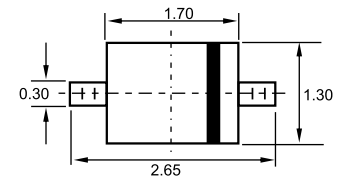




SOD-323



Features

- ✧ Fast Switching Speed
- ✧ Surface Mount Package Ideally Suited for Automatic Insertion
- ✧ For General Purpose Switching Applications

Maximum Ratings and Electrical Characteristics

Rating at 25°C ambient temperature unless otherwise specified.

Dimensions in inches and (millimeters)

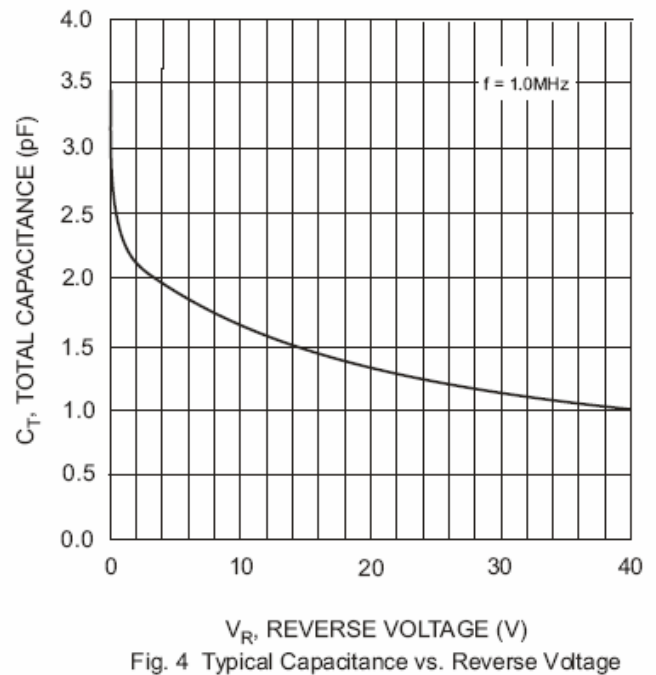
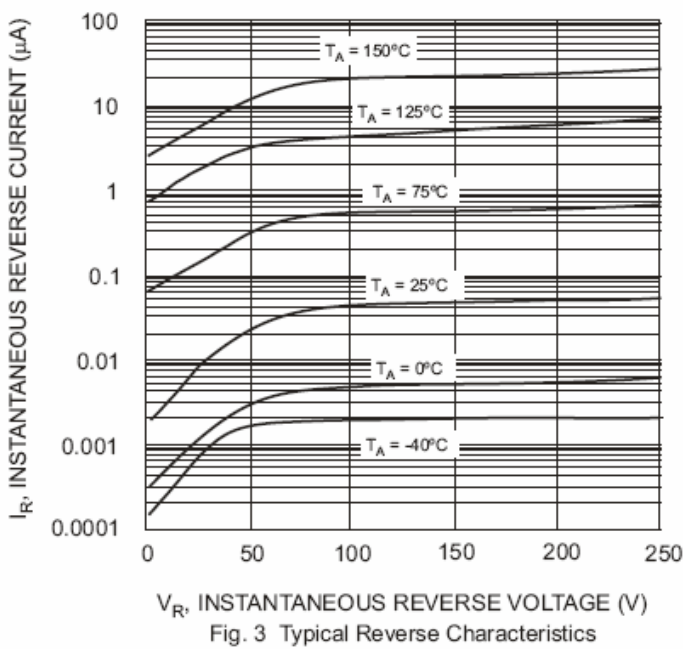
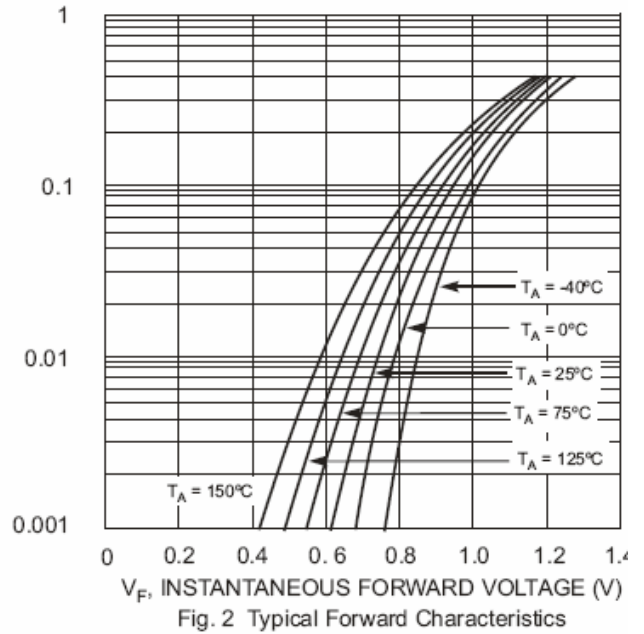
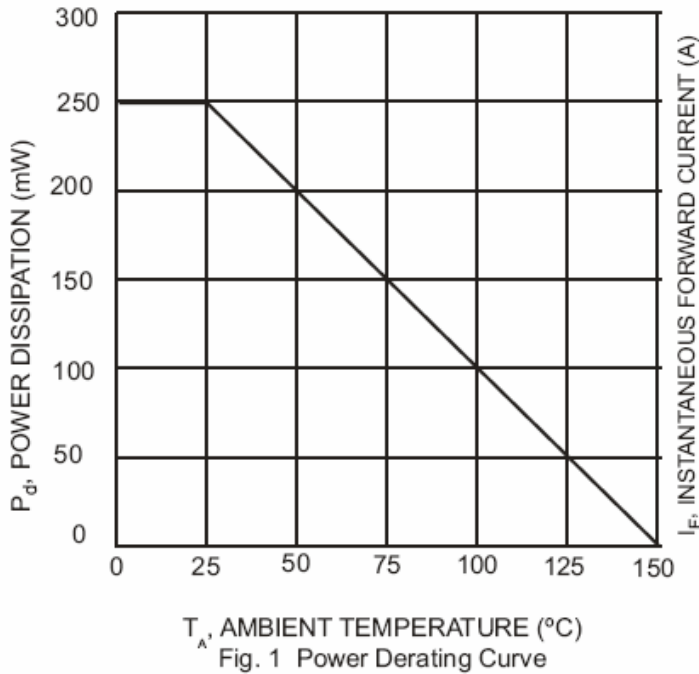
Maximum Ratings

Parameter	Symbol	BAV19WS	BAV20WS	BAV21WS	Unit
Non-Repetitive Peak reverse voltage	V_{RM}	120	200	250	V
Peak Repetitive Peak reverse voltage	V_{RRM}				
Working Peak Reverse Voltage	V_{RWM}	100	150	200	V
DC Blocking Voltage	V_R				
RMS Reverse Voltage	$V_{R(RMS)}$	71	106	141	V
Forward Continuous Current	I_{FM}		400		mA
Average Rectified Output Current	I_O		200		mA
Peak forward surge current @=1.0ms @=1.0s	I_{FSM}		2.5 0.5		A
Repetitive Peak Forward Current	I_{FRM}		625		mA
Power Dissipation	P_d		250		mW
Thermal Resistance Junction to Ambient	$R_{\theta JA}$		500		°C/W
Storage temperature	T_{STG}		-65~+150		°C

Electrical Ratings

Parameter	Symbol	Min.	Typ.	Max.	Unit	Conditions
Forward voltage	V_{F1}			1.0	V	$I_F=0.1A$
	V_{F2}			1.25		$I_F=0.2A$
Reverse current	I_R			0.1	μA	$V_R=100V$
				0.1		$V_R=150V$
				0.1		$V_R=200V$
Capacitance between terminals	C_T			5	pF	$V_R=0V, f=1MHz$
Reverse Recovery Time	t_{rr}			50	ns	$I_F=I_R=30mA$ $I_{rr}=0.1I_R, R_L=100\Omega$

Typical Characteristics



PACKAGE	SPQ/PCS	CARTON SPQ/PCS	CARTON SIZE/CM	CARTON GW/KG	CARTON NW/KG
SOD-323	3000/REEL	180000	44X44X22	9.00	8.00