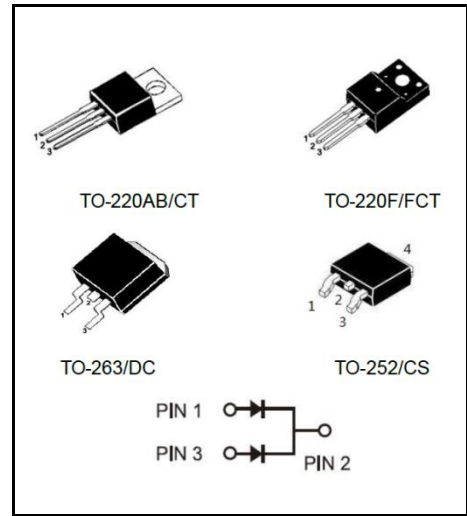


## SCHOTTKY BARRIER RECTIFIER

Reverse Voltage - 45 V

Forward Current - 10 A



### FEATURES

- ◆ Low forward voltage
- ◆ High current capability
- ◆ High forward surge capability
- ◆ Low power losses, High efficiency
- ◆ Guarding for over voltage protection
- ◆ Lead free in comply with EU RoHS 2011/65/EU directives

### MECHANICAL DATA

- ◆ Case: TO-220AB/CT TO-220F/FCT TO-263/DC TO-252/CS
- ◆ Solder bath temperature 275°C maximum, 10s per JESD22-106

### Primary Characteristic

$I_o$	2*5A
$V_{RRM}$	45V
$I_{FSM}$	230A
$V_F$	0.48V
$T_J$ Max	150°C

### Maximum Ratings (Per Leg) at $T_a=25^\circ\text{C}$ unless otherwise specified

Parameter	Symbols	Value	Units
Maximum Repetitive Peak Reverse Voltage	$V_{RRM}$	45	V
Maximum RMS voltage	$V_{RMS}$	45	V
Maximum DC Blocking Voltage	$V_{DC}$	45	V
Maximum Average Forward Rectified Current	Per Leg	5	A
	Total	10	
Peak Forward Surge Current, 8.3ms Single Half Sine-wave	$I_{FSM}$	230	A
Operating Temperature Range	$T_J$	-55 ~ +150	°C
Storage Temperature Range	$T_{STG}$	-55 ~ +150	°C
Typical Thermal Resistance <sup>(Note1)</sup> TO-220AB, TO-263 TO-220F TO252	$R_{\theta JA}$ $R_{\theta JC}$	2/4	°C/W

Note1: Thermal resistance from Junction to case per leg mounted on heatsink.

### Electrical Characteristics (Per Leg) unless otherwise specified

Characteristics	Symbols	Value		Units	
		Typ	Max		
Forward Voltage Drop(Note2) at $I_F=2A$ at $I_F=3A$ at $I_F=5A$	$V_F$	TA=25°C	0.43	-	V
		TA=125°C	0.34	-	
		TA=25°C	0.46	-	
		TA=125°C	0.39	-	
		TA=25°C	0.52	0.59	
		TA=125°C	0.48	-	
Maximum Reverse Current at $V_R=45V$	$I_R$	TA=25°C	20	100	uA
		TA=125°C	7	-	mA

Note2: Pulse test: 300 μs pulse width, 1 % duty cycle

**RATINGS AND CHARACTERISTIC CURVES**

FIG.1 MAXIMUM FORWARD CURRENT DERATING CURVE

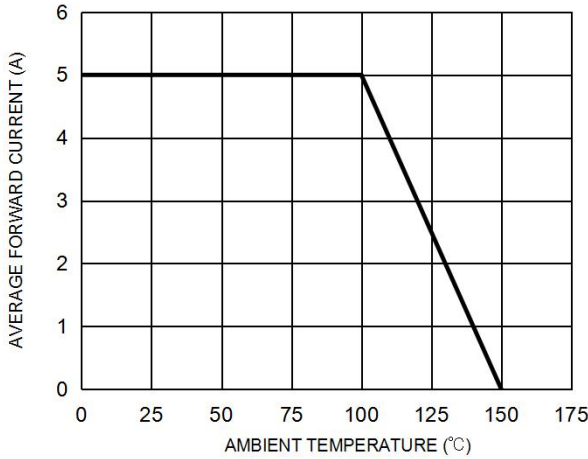


FIG. 2 MAXIMUM NON-REPETITIVE FORWARD SURGE CURRENT PER LEG

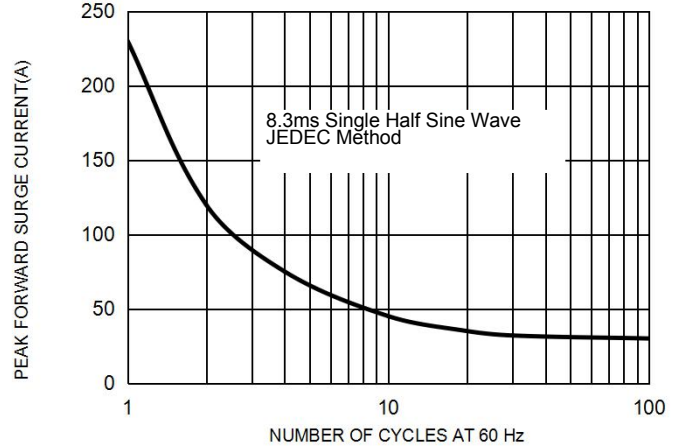


FIG. 3 TYPICAL FORWARD CHARACTERISTICS PER LEG

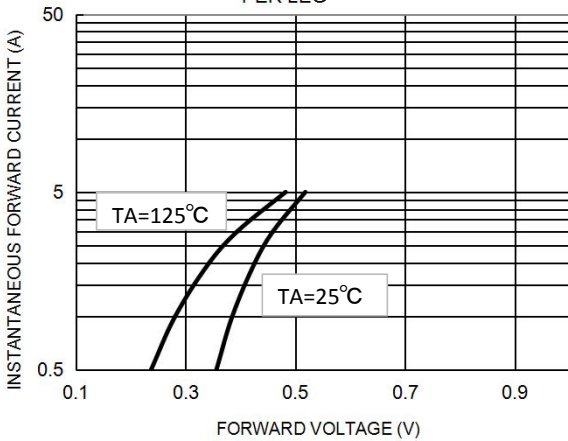
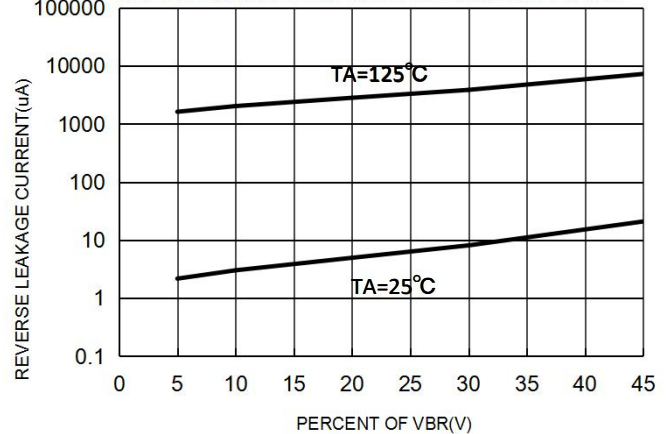
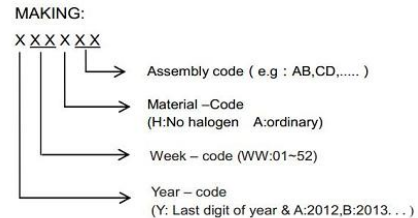
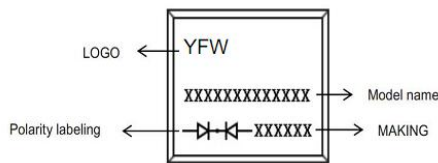


FIG. 4 TYPICAL REVERSE CHARACTERISTICS PER LEG



**Marking on the body**



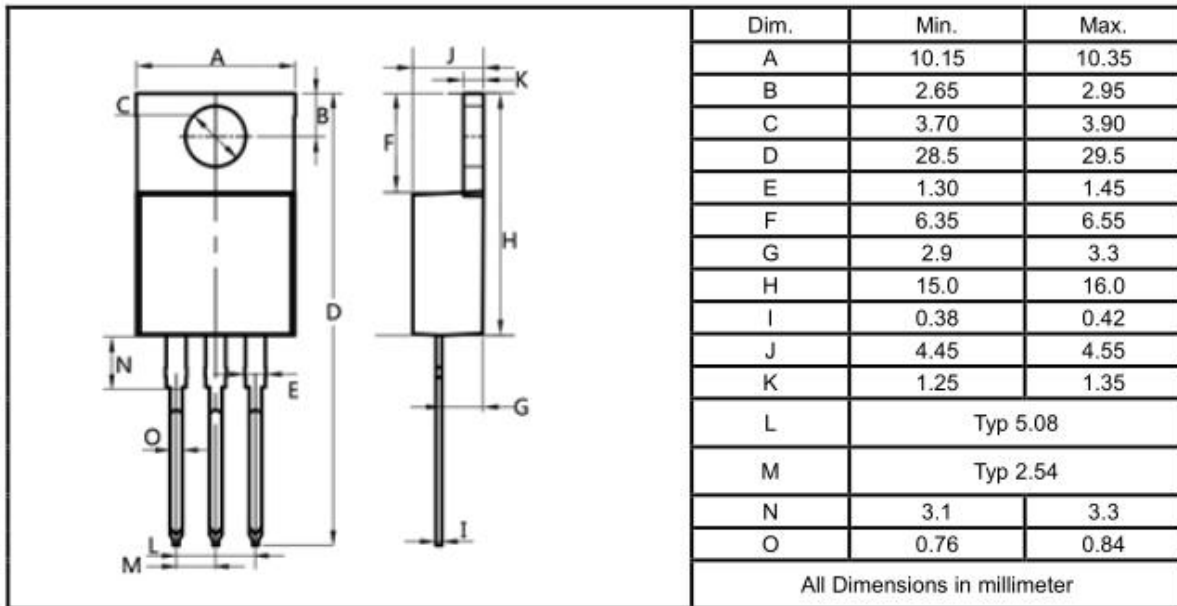
**Ordering information**

Part Number	Package	Unit Weight	Base Quantity	Delivery mode
MBR1045CT	TO-220AB	0.07oz(1.96g)	50 pcs / tube	1000pcs/box 5000pcs/carton
MBR1045FCT	TO-220F	0.06oz(1.74g)	50 pcs / tube	1000pcs/box 5000pcs/carton
MBR1045DC	TO-263	0.04oz(1.16g)	50 pcs / tube	1000pcs/box 5000pcs/carton
MBR1045DC-R	O-263	0.04oz(1.16g)	800 pcs / reel	800pcs/box4000pcs/carton
MBR1045CS	TO-252	0.011oz(0.32g)	2500 pcs / reel	2500pcs/box 12500pcs/carton

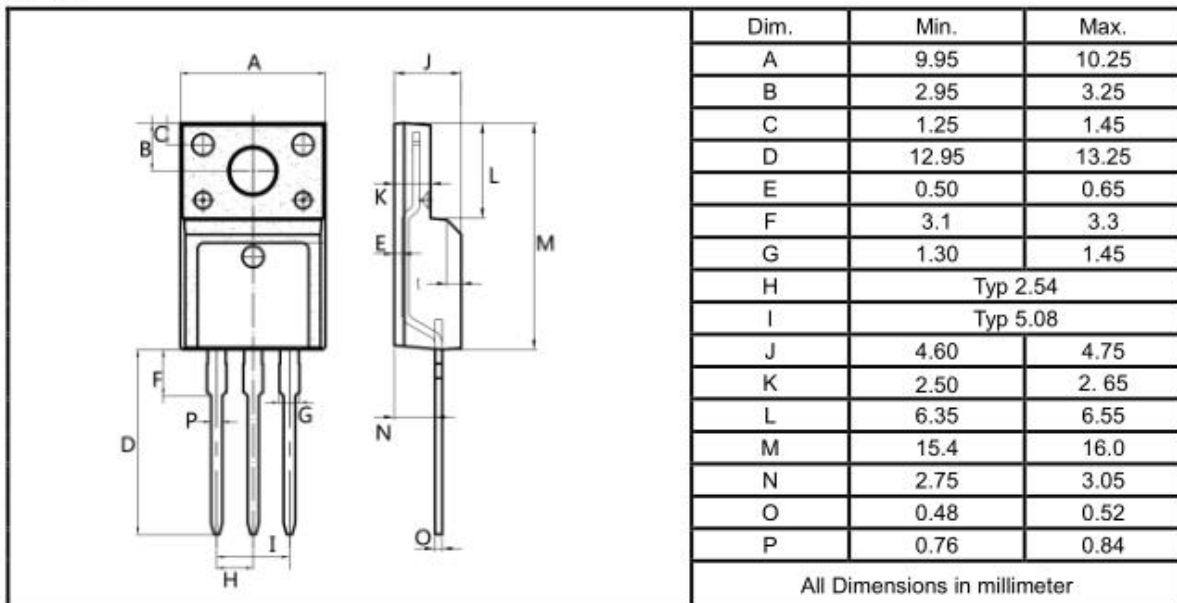
Note: For Halogen Free molding compound, add "H" suffix to part number above.

Package Outline Dimensions millimeters

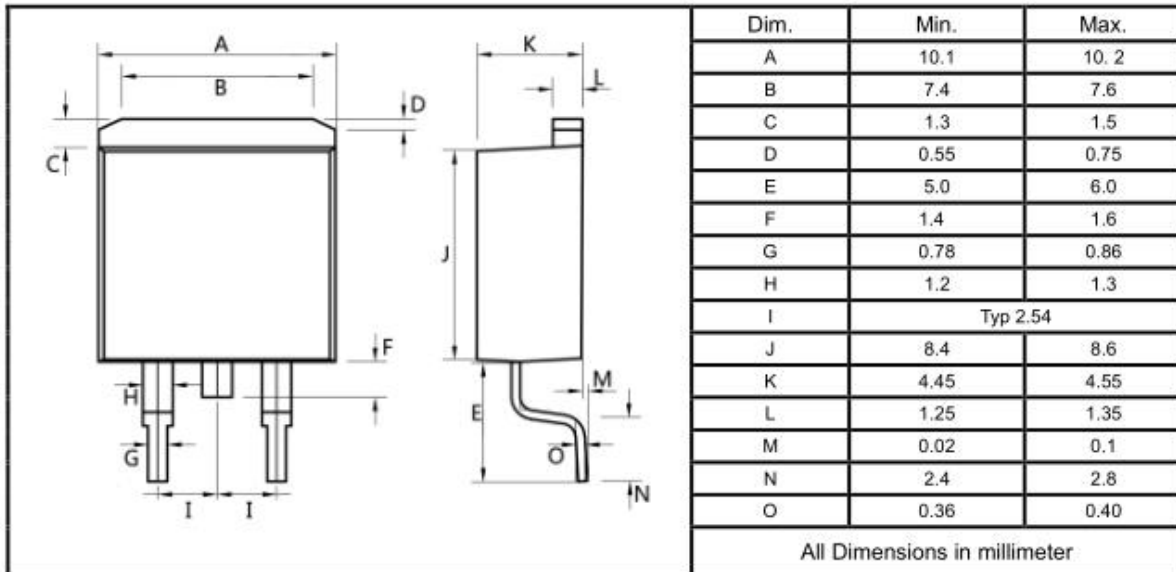
**TO-220AB**



**TO-220F**



**TO-263**



**TO-252**

