

DCG 型超高压圆片瓷介电容器

Type DCG supper high voltage disc ceramic capacitors

特性 Feature

- 容量范围 Wide capacitance range from 100pF to 10000pF
- 工作温度 Operating Temperature: $-40^{\circ}\text{C} \sim 125^{\circ}\text{C}$
- 存储温度 Storage Temperature: $-10^{\circ}\text{C} \sim 40^{\circ}\text{C}$

应用 Applications

超高压圆片瓷介电容器具有较宽的直流额定电压范围和宽的电容容量范围，适用于高压电源的滤波电路、电视机和显示器的高压电路中。

Type DCG high voltage disc ceramic capacitors have high rated voltage, often used in filter circuit for high voltage supply and in high voltage circuit for TV set and monitor.

产品型号 Part Number

DCG 101 K 30 Y5P V 6 B L 5 □□

型号 Type:

DCG: 超高压瓷片电容器

电容量 (Capacitance):

470:47pF
471:470pF
472:2200pF
103:10000pF

电容量允许偏差

Capacitance Tolerance:

M=20% Z=+80%-20%
K=±10% J=±5%

尺寸代码 Size:

见规格详情

See the specification

温度特性

temperature characteristic:

Y5P, Y5U, Y5V

额定电压 Rated voltage:

V=6000VDC U=4000VDC

内部管理代码

Interior managing

位引线间距 Lead spacing:

5=5.0mm 7=7.5mm 0=10mm

引线式样 Lead style:

L、J、
见引线形状 see the lead style
Figure1-2 and figure 1-4

位引线长度/包装方法/

Lead length/package:

B=20min. mm, 6=6.0±0.5mm
0=10.0±0.5mm, 8=8.0±0.5mm,
W=3.4±0.3mm, A=7.0±0.5mm, J=3.2±0.5mm
F=12.7mm 编带/扇折, V=15.0mm 编带/扇折

引线直径 Lead diameter:

CP 线:
6=0.55±0.05mm 0=1.00±0.08mm

脚型 Lead style

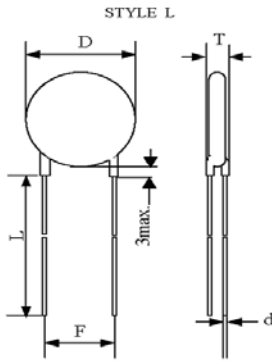


Figure 1-2

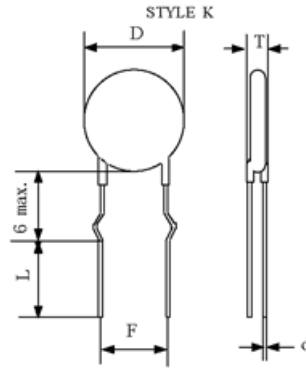


Figure 1-4

规格 Specification

SHMR®

SHM 产品代码 SHM Part No.	额定电压 Rated voltage (KV)	标称容量 Nominal capacitance (pF)	电容量允许偏差范围 Tolerance (%)	温度特性 Temperature Characteristic	产品尺寸(mm)				
					直径 Dmax. (mm)	厚度 Tmax (mm)	引线间距 F(mm)	引线直径 d (mm)	散件 / 编带
DCG101K30Y5PV6BL0A0	6000VDC	100	±10%	Y5P	7.8	7.0	10.0	0.55±0.05	散件
DCG101K30Y5PV6JK0A0	6000VDC	100	±10%	Y5P	7.8	7.0	10.0	0.55±0.05	散件
DCG102K46Y5PV6UL0A0	6000VDC	1000	±10%	Y5P	12.3	7.0	10.0	0.55±0.05	编带
DCG221K30Y5PV6JK0A0	6000VDC	220	±10%	Y5P	7.8	7.0	10.0	0.55±0.05	散件
DCG221K30Y5PV6VK7A0	6000VDC	220	±10%	Y5P	7.8	7.0	7.5	0.55±0.05	编带
DCG222M39Y5UU6JK7A0	4000VDC	2200	±20%	Y5U	10.5	6.5	7.5	0.55±0.05	散件
DCG222M39Y5UU6WK7A0	4000VDC	2200	±20%	Y5U	10.5	6.5	7.5	0.55±0.05	散件
DCG471K34Y5PV6BL0A0	6000VDC	470	±10%	Y5P	9.0	7.0	10.0	0.55±0.05	散件
DCG471K34Y5PV6JK0A0	6000VDC	470	±10%	Y5P	9.0	7.0	10.0	0.55±0.05	散件
DCG471K34Y5PV6VK7AY	6000VDC	470	±10%	Y5P	9.0	7.0	10.0	0.55±0.05	编带

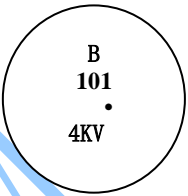
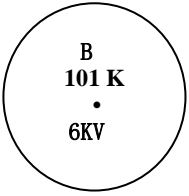
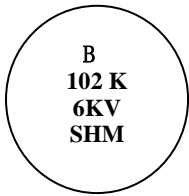
备注 DCG471K34Y5PV6VK7AY 产品的耐压=6KVDC。

电性能指标 Electrical Performance

序号 No.	项目名称 Item	技术要求 Specification	
1	容量和误差 C	@25℃, 1 kHz and 1 Vrms	参照规格表 See the specification
2	损耗系数 DF	@25℃, 1 kHz and 1 Vrms	2.5% max. (Y5P, Y5U&Z5U) 3.5% max. (Y5V& Z5V)
3	绝缘电阻 IR	@500 VDC,60S	10000MΩmin
4	耐电压 Rate Voltage	6KV	150%额定电压 无击穿或飞弧。 No visible damage
		4KV	
5	温度特性 temperature characteristic	SL	+ 140~-1100 (10 ⁻⁶ /°C)
		X7R	±15%
		Y5P	±10%
		Y5U	+22% to -56%
		Y5V	+22% to -82%

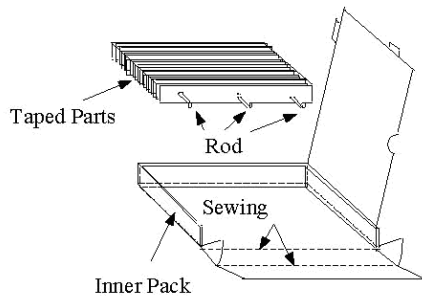
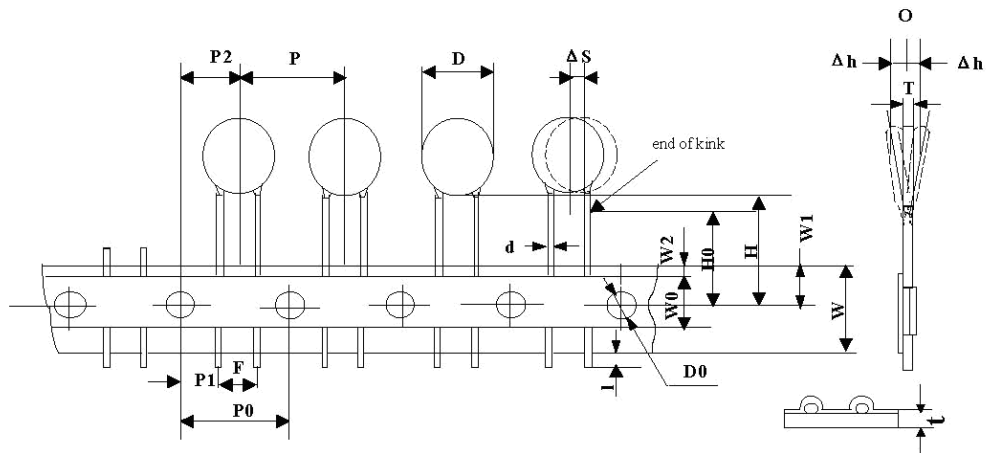
标志 Marking

例如 e.g

	26#号产品以下 ≤ 26#	30#号产品以下 =30#	34#产品以上 ≥34#
正面 Front			
反面 Back	空白 Blank	空白 Blank	空白 Blank

编带样式 Taping style

TAPING STYLE V



Symbol	Dimension(mm)
P0	15.0±0.2
P	15.0±1.0
F	7.5±0.5
P1	3.75±0.4
P2	7.5±0.4
H0	16.0±0.5* ¹
H	20.0±0.5* ²
W	18.0±0.5
W0	8.0min.
W1	9.0±0.3
W2	3.0max.
t	0.7±0.2
D	To comply with individual sheet
D0	4±0.2
d	To comply with individual sheet
l	2.0max.
T	To comply with individual sheet
ΔS	1.0 max.
Δh	1.0 max.

1. *¹ 打弯脚型以H0为准。

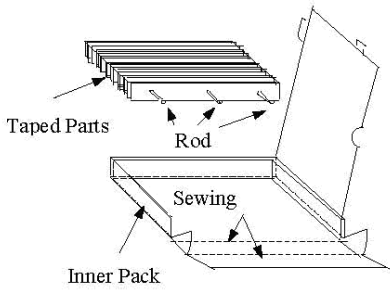
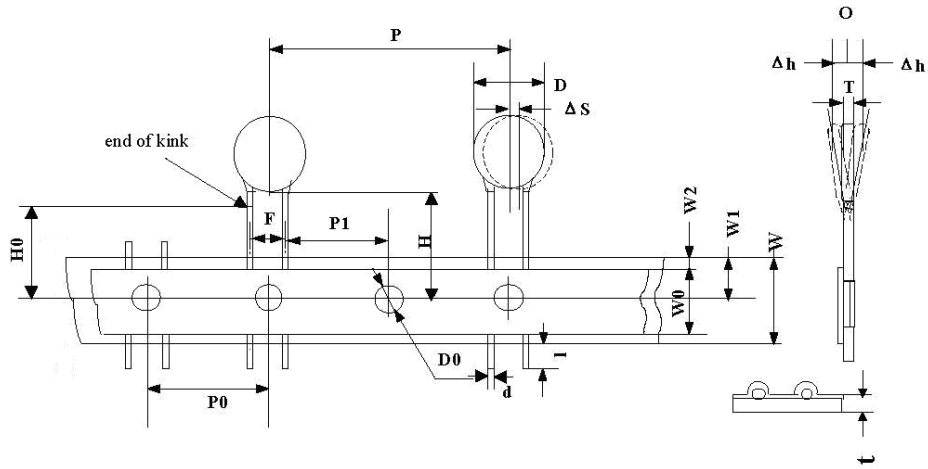
For kink lead only.

2. *² 直脚产品以H为准。

For straight lead only.

Figure 3

TAPING STYLE U



Symbol	Dimension(mm)
P0	12.7±0.2
P	25.4±1.0
F	10.0±0.5
P1	7.7±0.4
P2	
H0	16.0±0.5*¹
H	20.0±0.5*²
W	18.0±0.5
W0	8.0min.
W1	9.0±0.3
W₂	3.0max.
t	0.7±0.2
D	To comply with individual sheet
D0	4±0.2
d	To comply with individual sheet
l	2.0max.
T	To comply with individual sheet
Δ S	1.0 max.
Δ h	1.0 max.

1. *1 打弯脚型以H0为准。

For kink lead only.

2. *2 直脚产品以H为准。

For straight lead only.

Figure 6