

DCC 型温度补偿圆片瓷介电容 (I类)

TYPE DCC TEMPERATURE COMPENSATION DISC CAPACITORS (CLASS I)

特性 Feature

- 容量范围 Wide capacitance range from 1pF to 10000pF
- 工作温度 Operating Temperature: $-40^{\circ}\text{C} \sim 125^{\circ}\text{C}$
- 存储温度 Storage Temperature: $-10^{\circ}\text{C} \sim 40^{\circ}\text{C}$

应用 Applications

I类温度补偿型圆片瓷介电容器的电容量随温度改变呈线性变化, 适用于调谐回路和需要补偿温度效应的电路中。

Temperature compensating disc capacitors have a ceramic that is formulated to provide a predictable linear capacitance change versus temperature. This predictable linear capacitance change allows the temperature compensating disc capacitors to be used in circuit applications such as tuned circuits.

产品型号 Part Number

DCC 101 J 20 SL E 6 F J 5 □□

型号 Type:

DCC: 温度补偿型圆片瓷介电容器

电容量 (Capacitance):

509: 5pF
470: 47pF
471: 470pF
472: 2200pF

电容量允许偏差

Capacitance Tolerance:

M=20% D=±0.5pF
K=±10% J=±5%

尺寸代码 Size:

见规格详情

See the specification

温度特性

temperature characteristic:

COH SL

额定电压 Rated voltage:

F=50VDC H=100VDC R=3KVDC
G=X1 400VAC Y1 250VAC Q=X1 400VAC/Y2 250VAC

内部管理代码

Interior managing

位引线间距 Lead spacing:

5=5.0mm 7=7.5mm 0=10mm

引线式样 Lead style:

L、J、
见引线形状 see the lead style
Figure1-2 and figure 1-3

位引线长度/包装方法/

Lead length/package:

B=20max. mm, 6=6.0±0.5mm
D=4.5±0.5mm, 8=8.0±0.5mm
W=3.4±0.3mm, K=2.8±0.5mm,
F=12.7mm 编带/扇折, V=15.0mm 编带/扇折

引线直径 Lead diameter:

CP 线:
6=0.55±0.05mm 5=0.48±0.05mm

脚型 Lead style

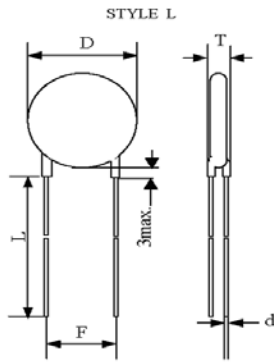


Figure 1-2

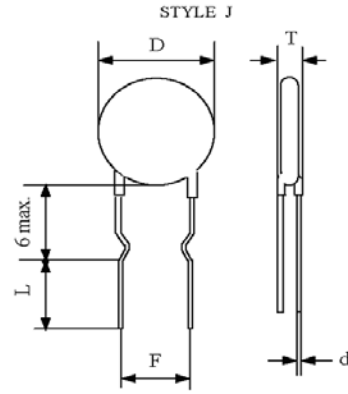


Figure 1-3

规格 Specification

SHM 产品代码 SHM Part No.	额定电压 Rated voltage (KV)	标称容量 Nominal capacitance (pF)	电容量允许 偏差范围 Tolerance (%)	温度特性 Temperature Characteristic	产品尺寸(mm)				
					直径 Dmax. (mm)	厚度 Tmax (mm)	引线 间距 F(mm)	引线直径 d (mm)	散件/ 编带
DCC101J20SL F6FJ5A0	50VDC	100	±5%	SL	5.0	3.0	5.0	0.55±0.05	编带
DCC101J26COHF6FJ5A0	50VDC	100	±5%	COH	6.5	3.0	5.0	0.55±0.05	编带
DCC121J20SL F6FJ5A0	50VDC	120	±5%	SL	5.0	3.0	5.0	0.55±0.05	编带
DCC200J20COHF6FJ5A0	50VDC	20	±5%	COH	5.0	3.0	5.0	0.55±0.05	编带
DCC220J20COHF6FJ5A0	50VDC	22	±5%	COH	5.0	3.0	5.0	0.55±0.05	编带
DCC220K20COHF56L5A0	50VDC	22	±10%	COH	5.0	3.0	5.0	0.48±0.05	散件
DCC220K20COHF58L5A0	50VDC	22	±10%	COH	5.0	3.0	5.0	0.48±0.05	散件
DCC221J20SL F6FJ5A0	50VDC	220	±5%	SL	5.0	3.0	5.0	0.55±0.05	编带
DCC270J20COHF6FJ5A0	50VDC	27	±5%	COH	5.0	3.0	5.0	0.55±0.05	编带
DCC300J20COHF6FJ5A0	50VDC	30	±5%	COH	5.0	3.0	5.0	0.55±0.05	编带
DCC331J22SL F6FJ5F0	50VDC	330	±5%	SL	5.5	3.0	5.0	0.55±0.05	编带
DCC391J22SL F6FJ5A0	50VDC	390	±5%	SL	5.5	3.0	5.0	0.55±0.05	编带
DCC470J20COHF6FJ5A0	50VDC	47	±10%	COH	5.0	3.0	5.0	0.55±0.05	编带
DCC470J20SL F6FJ5A0	50VDC	47	±5%	SL	5.0	3.0	5.0	0.55±0.05	编带

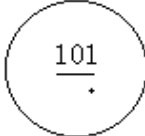


DCC471J26SL F6FJ5A0	50VDC	470	±5%	SL	6.5	3.0	5.0	0.55±0.05	编带
DCC509D20COHF6FJ5A0	50VDC	5	±0.5pF	COH	5.0	3.0	5.0	0.55±0.05	编带
DCC560J20COHF6FJ5A0	50VDC	56	±5%	COH	5.0	3.0	5.0	0.55±0.05	编带
DCC561J34SL F6FJ5A0	50VDC	560	±5%	SL	8.5	3.0	5.0	0.55±0.05	编带
DCC820J20SL F6FJ5A0	50VDC	82	±5%	SL	5.0	3.0	5.0	0.55±0.05	编带
DCC820J26COHF6FJ5A0	50VDC	82	±5%	COH	6.5	3.0	5.0	0.55±0.05	编带

电性能指标 Electrical Performance

序号 No.	项目名称 Item	技术要求 Specification		
1	容量和误差 C	@25℃, 1 MHz and 1 Vrms		参照规格表 See the specification
2	品质因素 Q	@25℃, 1 MHz and 1 Vrms		Q≥400+20Cr (Cr<30pF) Q≥1000 (Cr≥30pF)
3	绝缘电阻 IR	@50 VDC,60S		10000MΩmin
4	耐电压 Rate Voltage	50VDC	300%额定电压	无击穿或飞弧。 No visible damage
5	温度特性 temperature characteristic	SL	+ 140~-1000 (10 ⁻⁶ /°C)	
		COH	0±60*10 ⁻⁶ /°C	
		Y5P	±10%	
		Y5U	+22% to -56%	
		Y5V	+22% to -82%	

标志 Marking

例如 e. g

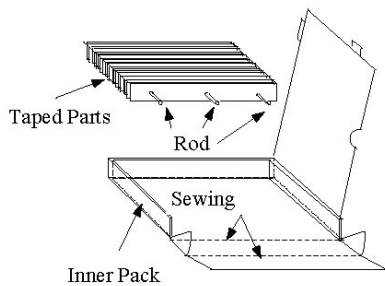
	22#号产品以下 ≤ 22#	26#号产品以下 =26#	30#产品以上 ≥30#
正面 Front			
反面 Back	空白 Blank	空白 Blank	空白 Blank

SHMR®

SHMR®

编带样式 Taping style

TAPING STYLE F



Symbol	Dimension(mm)
P0	12.7±0.2
P	12.7±1.0
F	5.0±0.5
P1	3.85±0.4
P2	6.35±0.4
H0	16.0±0.5* ¹
H	20.0±0.5* ²
W	18.0±0.5
W0	8.0min.
W1	9.0±0.3
W2	3.0max.
t	0.7±0.2
D	To comply with individual sheet
D0	4±0.2
d	To comply with individual sheet
l	2.0max.
T	To comply with individual sheet
Δ S	1.0 max.
Δ h	1.0 max.

1. *1 打弯脚型以H0为准。

For kink lead only.

2. *2 直脚产品以H为准。

For straight lead only.

Figure 2