

Time Delay | 0.126x0.064 inch Thick Film Chip Fuses

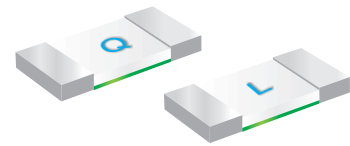
1206TD AS

1206TD Series are the fuses set the industry standard for performance, reliability and quality. The solder-free design provides excellent on-off and temperature cycling characteristics during use and also makes our SMD fuses more heat and shock tolerant than typical subminiature fuses.



Features

- Compatible with reflow and wave solder
- Ceramic and glass construction
- Halogen free, lead free and RoHS compliant
- Excellent environmental integrity
- One time positive disconnect
- AEC-Q200 Automotive Grade Certified



Applications

- Flat panel displays and televisions
- Automotive infotainment and ECU
- Computer servers
- Portable electronics
- Mobile device chargers
- Power Battery Packs

Electrical Characteristics

Amp Rating	% of Amp Rating	Opening Time
4.5~40A	100%	4 Hours Min.
4.5~5A	250%	5 Seconds Max.
4.5~5A	300%	0.1sec~3sec
6~40A	350%	5 Seconds Max.
4.5~5A	1000%	0.2ms~20ms
6~40A		0.2ms~10ms

Specifications

Part Number	Ampere Rating (A)	Voltage Rating	Interrupting Rating	Typical Cold Resistance (Ohms)	Typical Melting I ² t (A ² Sec)	Typical Voltage Drop (V)	Marking Code
1206TD-4.5AS	4.50	72Vdc @ 50A		0.022	3.7	0.17	X
1206TD-5AS	5.00			0.019	5	0.142	T
1206TD-6AS	6.00			0.015	12.2	0.138	F
1206TD-7AS	7.00			0.010	15	0.12	7
1206TD-8AS	8.00			0.007	17	0.097	V
1206TD-10AS	10.0	48Vdc @ 150A		0.0065	23	0.099	U
1206TD-12AS	12.0			0.005	41	0.087	W
1206TD-15AS	15.0			0.0033	44	0.075	Y
1206TD-20AS	20.0	32Vdc @ 150A		0.0027	52	0.089	Q
1206TD-25AS	25.0			0.0022	60	0.091	L
1206TD-30AS	30.0			0.0019	100	0.090	Z
1206TD-40AS	40.0			0.0009	163	0.096	XL

- DC Interrupting Rating - Measured at designated voltage, time constant < 50 microseconds.
- DC Cold Resistance are measured at <10% of rated current in ambient temperature of 25°C.
- Typical Melting I²t measured at 10In Current.
- Typical Voltage Drop measured at rated current after temperature has stabilized.

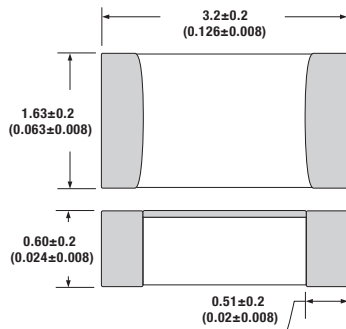
Time Delay | 0.126x0.064 inch

Thick Film Chip Fuses

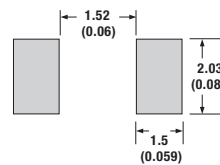
1206TD S

Dimension

Unit: mm/inch



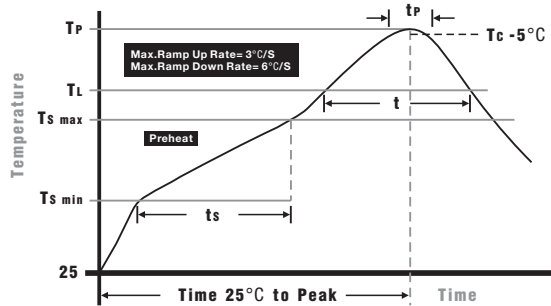
Pad layout



Packaging

- Quantity: 3,000pcs
- 8mm wide tape on 178mm(7 inch) diameter reel -specification EIA Standard 481.

Soldering Parameters

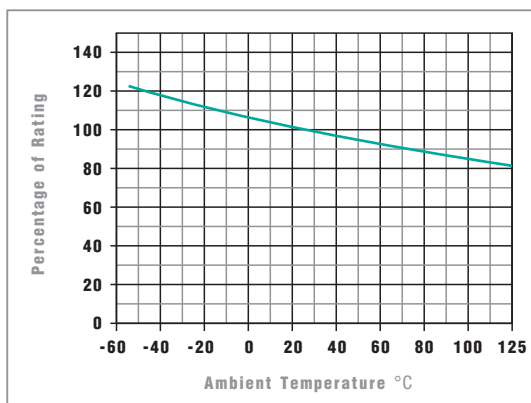


Wave Soldering: 260°C, 10 seconds max.
Infrared Reflow: 260°C, 30 seconds max.

IR Reflow Profile

Preheat Heat	
Temperature min (T _{min})	150°C
Temperature max (T _{max})	200°C
Time (T _{min} to T _{max}) (ts)	60 -120 seconds
Average ramp-up rate (T _{max} to T _p)	3°C/second max.
Liquidous temperature (T_l)	
Time at liquidous (t _l)	60 - 150 seconds
Peak temperature (T_p)	
Peak temperature (T _p)	260+0/-5°C
Time within 5°C of actual peak Temperature (t_p)	
Time within 5°C of actual peak Temperature (t _p)	10 - 30 seconds
Average ramp-down rate (T_p to T_{max})	
Average ramp-down rate (T _p to T _{max})	6°C/second max.
Time 25 °C to peak temperature	
Time 25 °C to peak temperature	8 minutes max.

Temperature Derating Curve



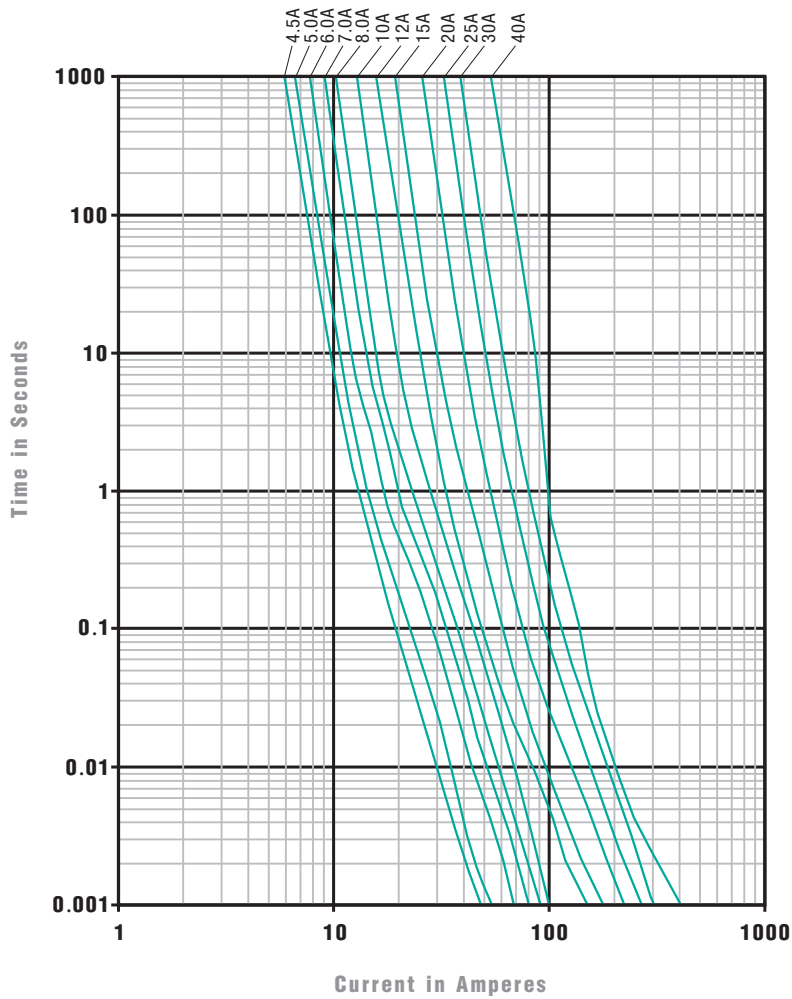
- Normal Operating Temperature: 23°C ± 2
- Operating Temperature: -55 to 125°C
- The fuse rating is determined by the equation below:

$$I_n = \frac{I_{\text{input max.}}}{0.70 \times K_{\text{temp}}}$$

Time Delay | 0.126x0.064 inch

Thick Film Chip Fuses 1206TD S

Average Time Current Curves



© 2018 PROSEMI Inc. All Rights Reserved.
 Specifications and features are subject to change without notice.
www.prosemitech.com

The PROSEMI logo, and all other PROSEMI trademarks are the property of PROSEMI Inc. All other trademarks are the property of their respective owners.