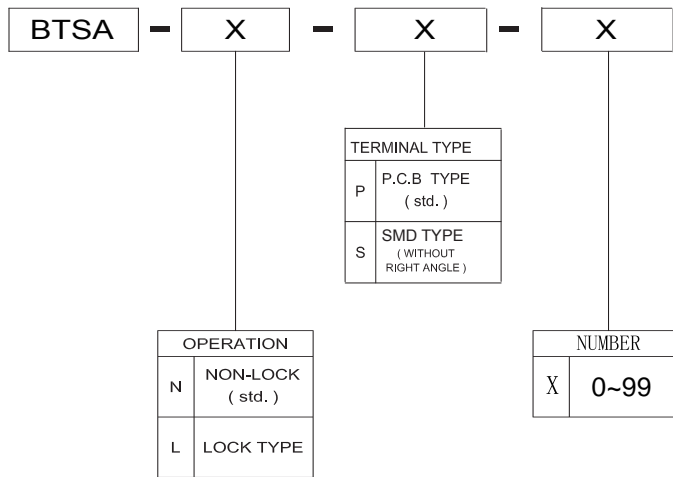


# BTSA Series Push Switches

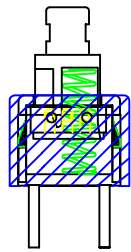


## SPECIFICATIONS

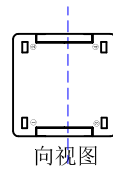
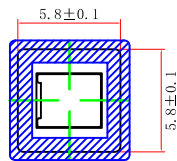
SWITCH SPECIFICATIONS	
POLE - POSITION	SPDT , DPDT
CONTACT RATING	12 V DC , 50 mA
CONTACT RESISTANCE	100 mΩ MAX, 1.5 V DC; 100 mA, by Method of Voltage DROP
INSULATION RESISTANCE	100 MΩ MIN, 500 V DC for 1 minute
DIELECTRIC STRENGTH	Breakdown Is not Allowable ; 500 V AC for 1 Minute
OPERATING FORCE	250 ± 50 gf
OPERATING LIFE	10,000 cycles
OPERATING TEMPERATURE RANGE	-20°C ~ 70°C
TOTAL TRAVEL / OPERATING TRAVEL	2 ± 0.3 mm / 1.3 ± 0.3 mm

## Materials

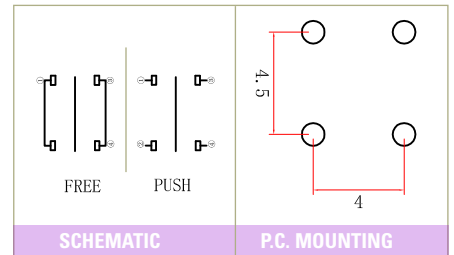
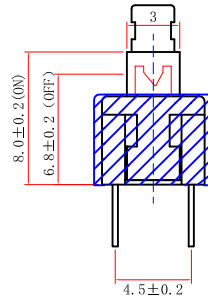
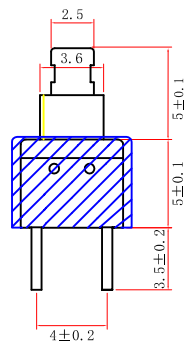
- KNOB: POM Natural
- HOUSING: PA Black
- COVER: PC Grey
- TERMINAL: Bras, silver plated
- CONTACT CLIP: Phosphor bronze, silver clad
- SPRING: Stainless steel
- HOOK LOCK: Stainless steel (latch)



BTSA-N-P-0



向视图

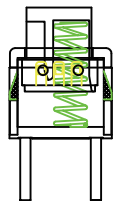


FOOTPRINT : 5.8\*5.8MM  
HEIGHT : 10MM

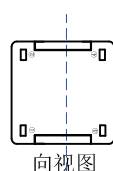
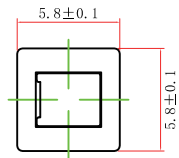
FOOTPRINT : 5.8\*5.8MM  
HEIGHT : 8MM



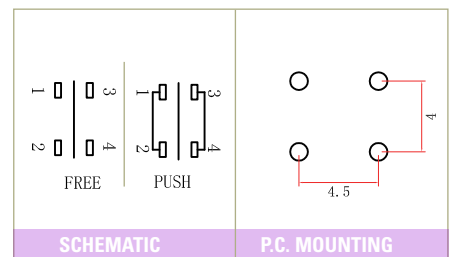
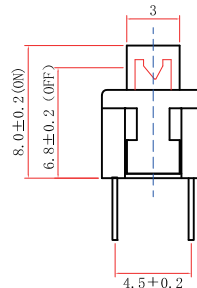
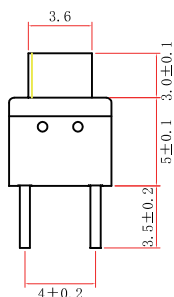
Detect



BTSA-N-P-1



向视图

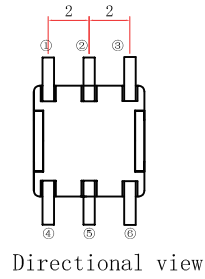
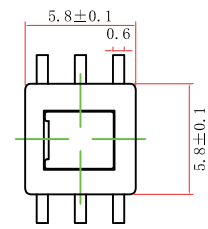
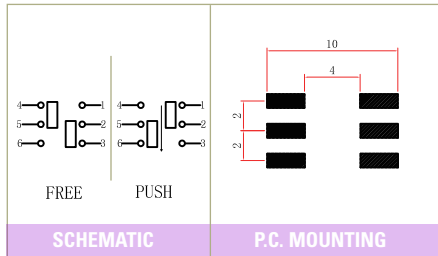


Third Angle Projection

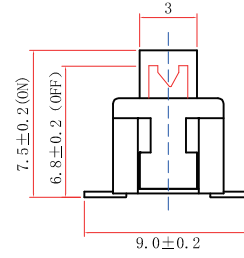
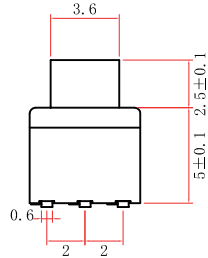
Dimensions are shown:mm  
Specifications and dimensions subject to change

# BTSA Series Push Switches

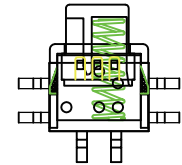
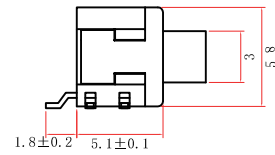
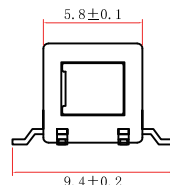
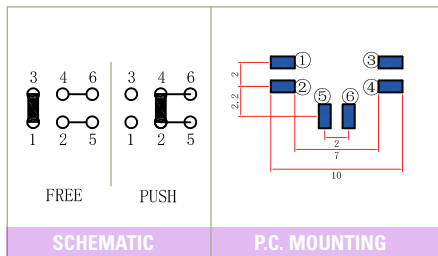
FOOTPRINT: 5.8\*5.8MM  
HEIGHT: 7.5MM



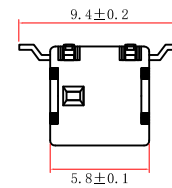
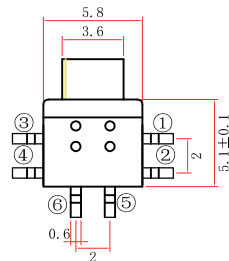
BTSA-N-S-2  
BTSA-L-S-2



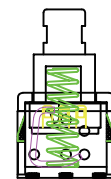
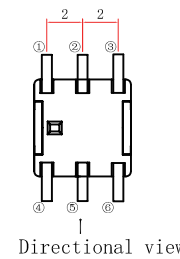
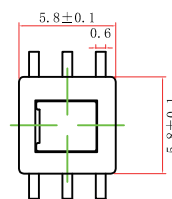
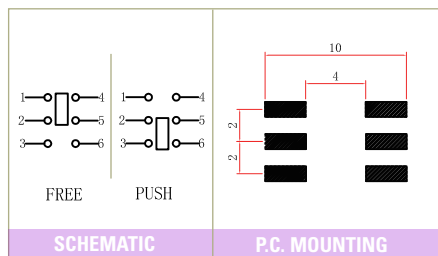
FOOTPRINT: 5.8\*5.8MM  
HEIGHT: 5.8MM



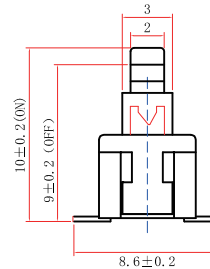
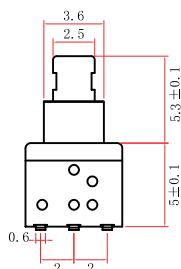
BTSA-N-S-3  
BTSA-L-S-3



FOOTPRINT: 5.8\*5.8MM  
HEIGHT: 10.3MM



BTSA-N-S-4  
BTSA-L-S-4



Detect

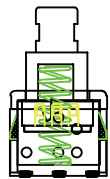


Third Angle Projection  
Dimensions are shown:mm  
Specifications and dimensions subject to change

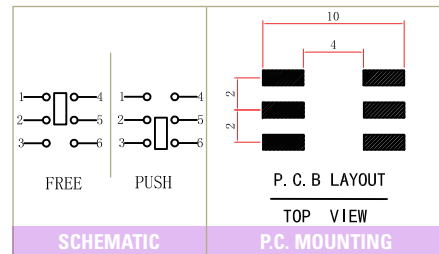
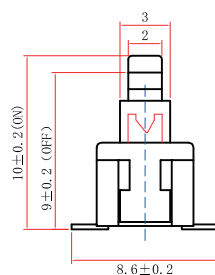
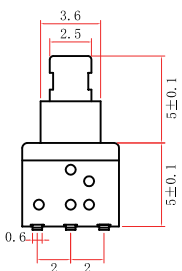
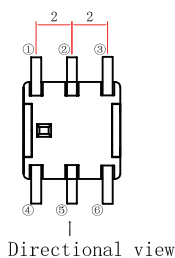
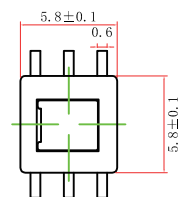


# BTSA Series Push Switches

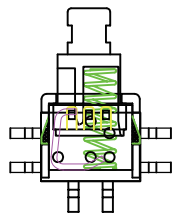
FOOTPRINT: 5.8\*5.8MM  
HEIGHT: 10MM



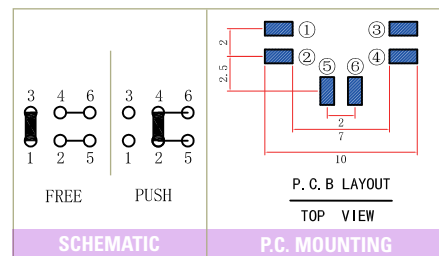
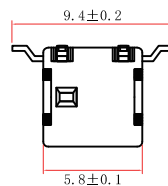
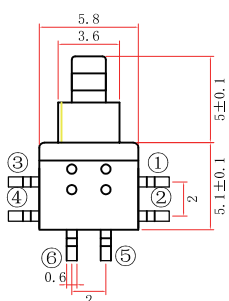
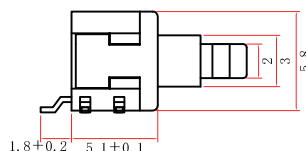
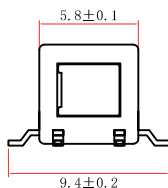
BTSA-N-S-5  
BTSA-L-S-5



FOOTPRINT: 5.8\*10.1MM  
HEIGHT: 5.8MM



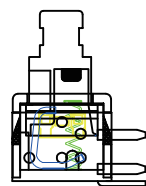
BTSA-N-S-6  
BTSA-L-S-6



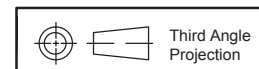
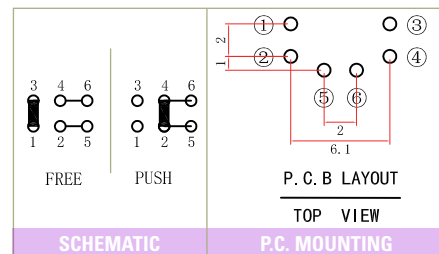
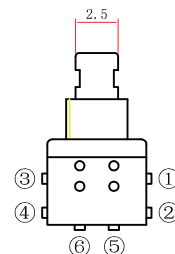
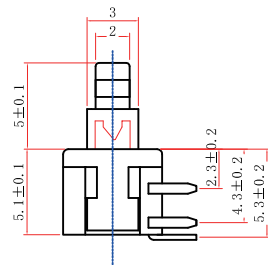
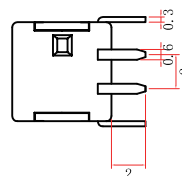
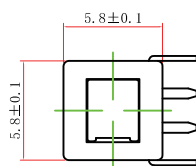
E

Detect

FOOTPRINT: 5.8\*10.1MM  
HEIGHT: 5.8MM



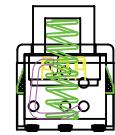
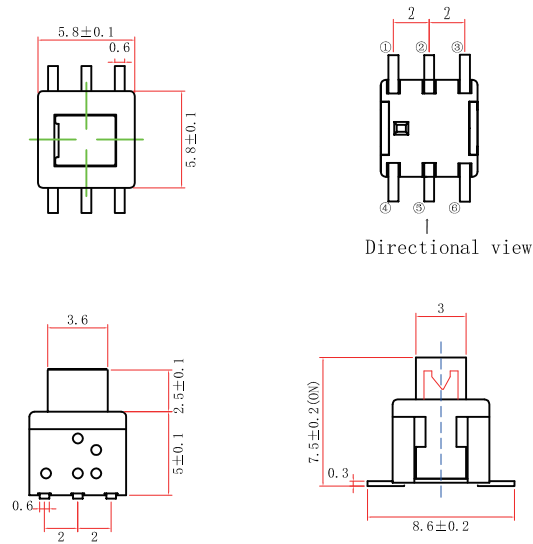
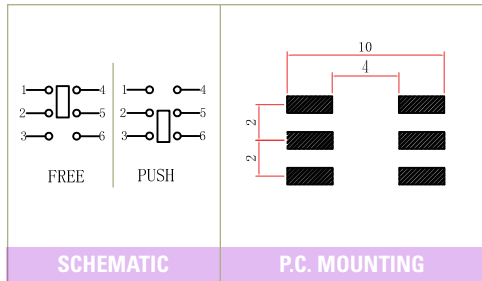
BTSA-N-P-7  
BTSA-L-P-7



Dimensions are shown:mm  
Specifications and dimensions subject to change

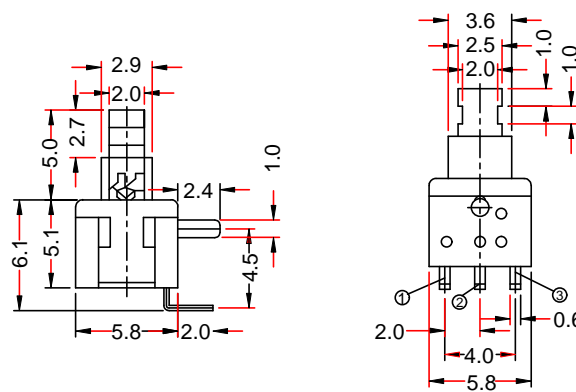
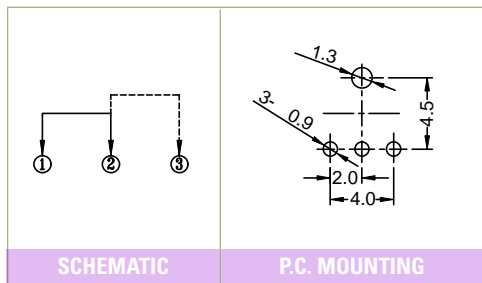
# BTSA Series Push Switches

FOOTPRINT: 5.8\*5.8MM  
HEIGHT: 7.5MM



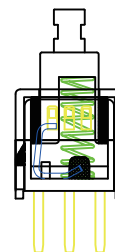
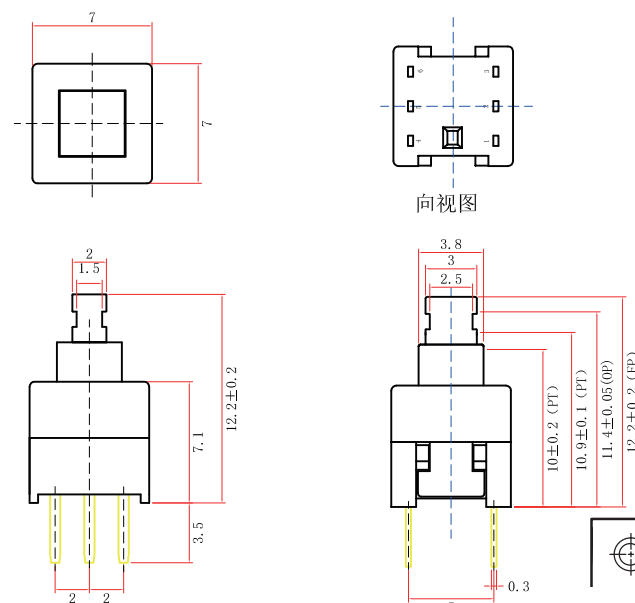
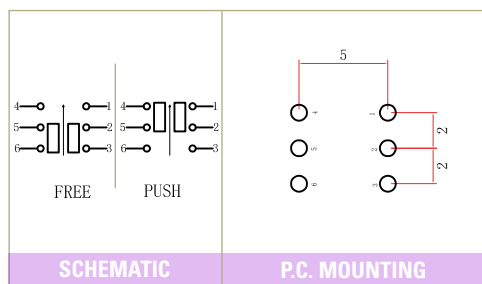
BTSA-N-S-8  
BTSA-L-S-8

FOOTPRINT: 5.8\*5.8MM  
HEIGHT: 10.1MM

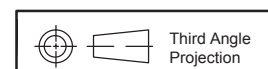


BTSA-N-P-9  
BTSA-L-P-9

FOOTPRINT: 7.0\*7.0MM  
HEIGHT: 12.2MM



BTSA-N-P-10  
BTSA-L-P-10



Dimensions are shown:mm  
Specifications and dimensions subject to change

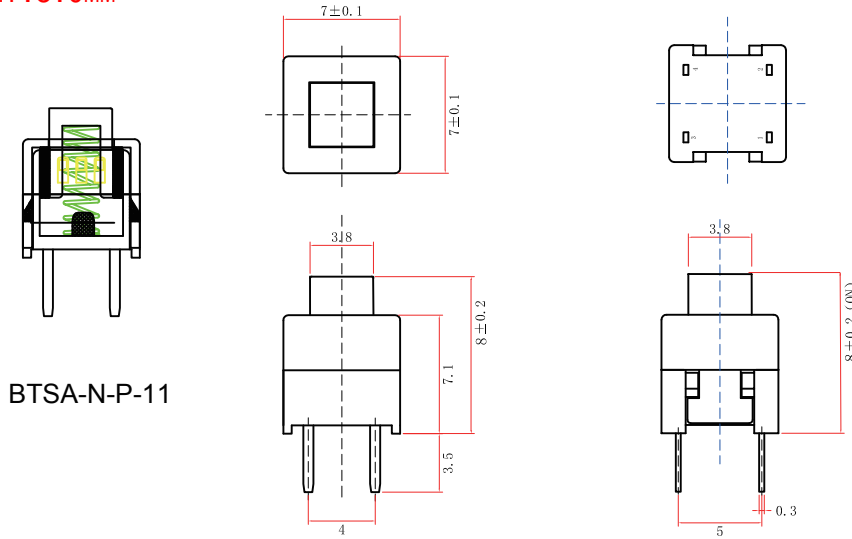


Detect

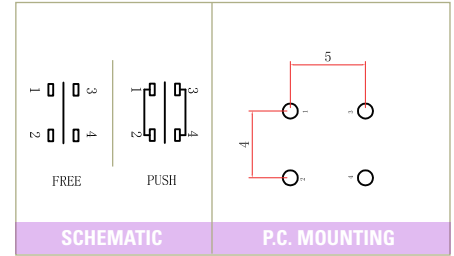


# BTSA Series Push Switches

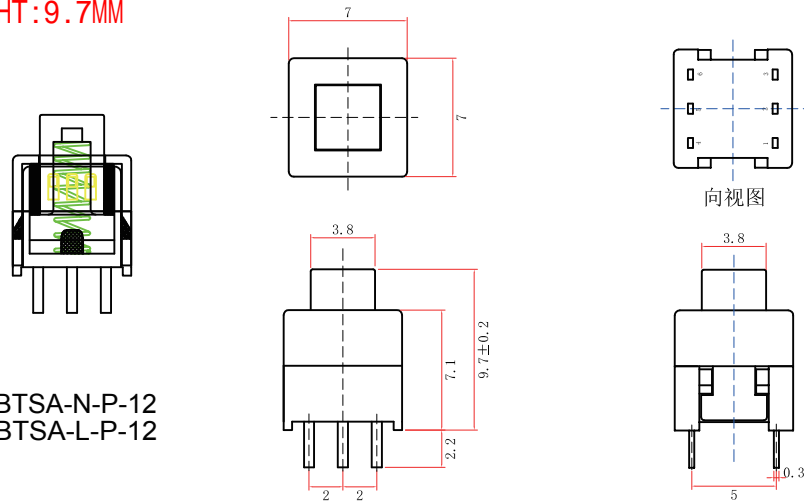
FOOTPRINT: 7.0\*7.0MM  
HEIGHT: 8.0MM



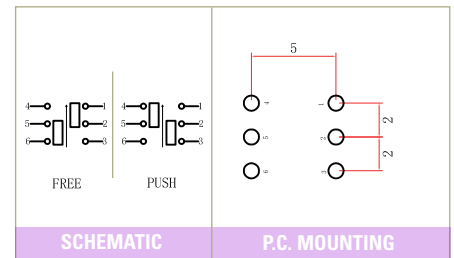
BTSA-N-P-11



FOOTPRINT: 7.0\*7.0MM  
HEIGHT: 9.7MM

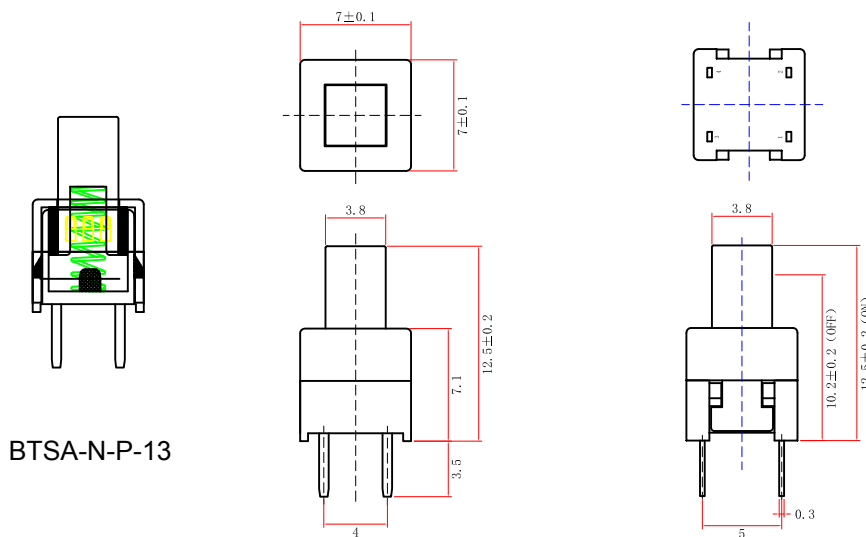


BTSA-N-P-12  
BTSA-L-P-12

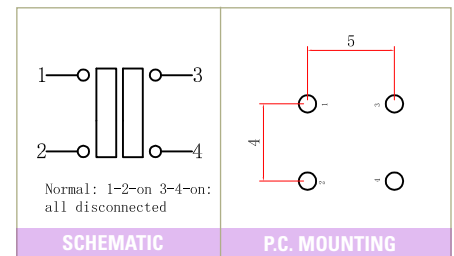


FOOTPRINT: 7.0\*7.0MM  
HEIGHT: 12.5MM

Detect

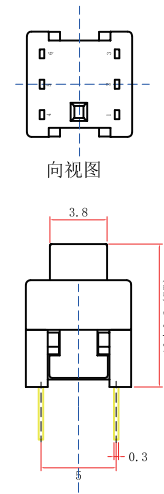
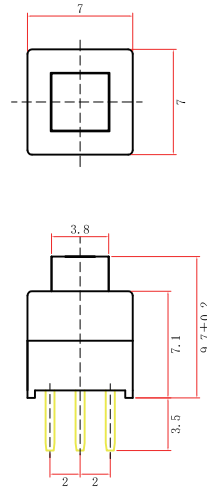
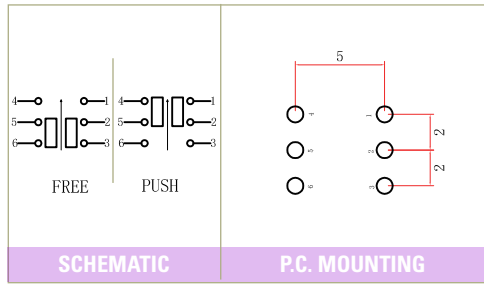


BTSA-N-P-13



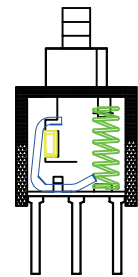
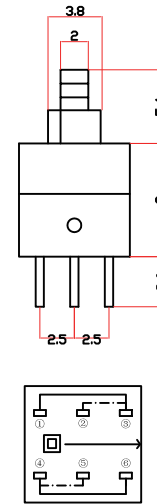
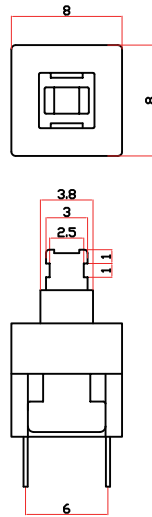
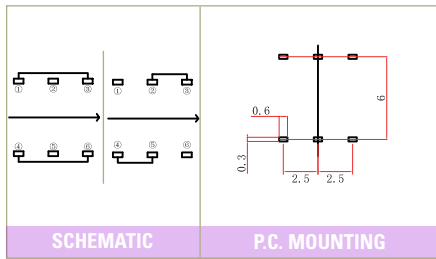
# BTSA Series Push Switches

FOOTPRINT: 7.0\*7.0MM  
HEIGHT: 9.7MM



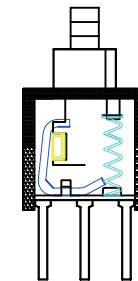
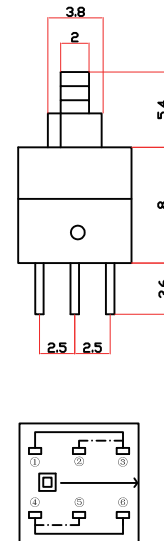
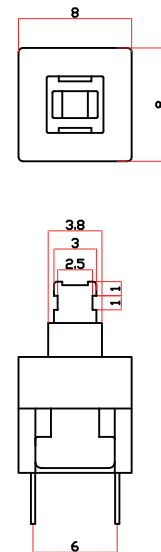
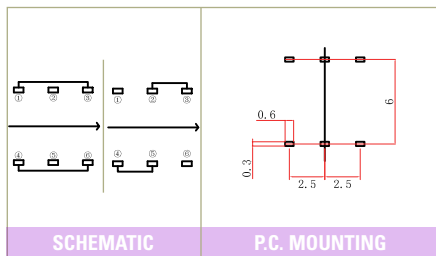
BTSA-N-P-14  
BTSA-L-P-14

FOOTPRINT: 8.0\*8.0MM  
HEIGHT: 13.4MM



BTSA-N-P-15  
BTSA-L-P-15

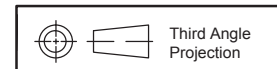
FOOTPRINT: 8.0\*8.0MM  
HEIGHT: 13.4MM



BTSA-N-P-16  
BTSA-L-P-16



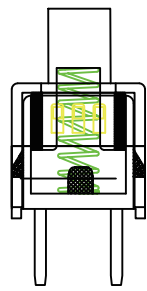
Detect



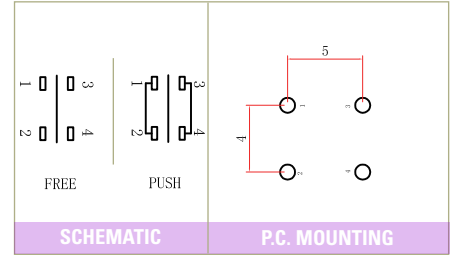
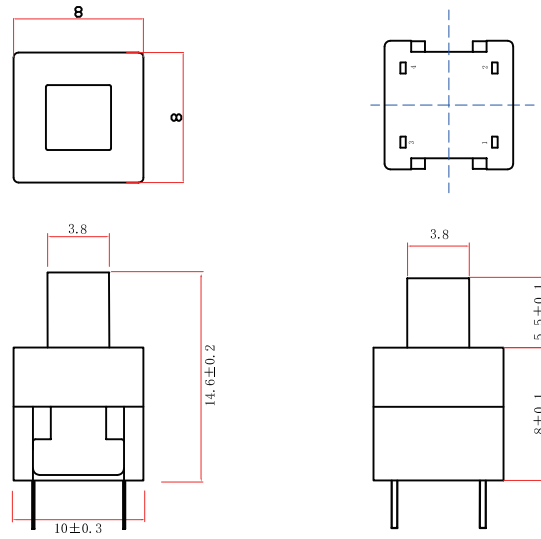
Dimensions are shown:mm  
Specifications and dimensions subject to change

# BTSA Series Push Switches

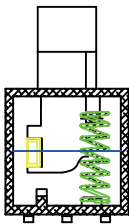
FOOTPRINT: 8.0\*8.0MM  
HEIGHT: 13.5MM



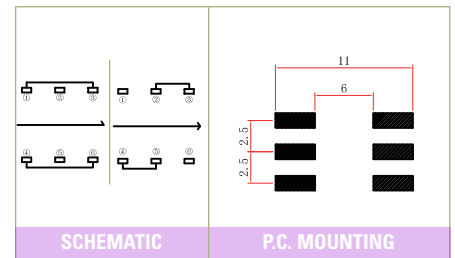
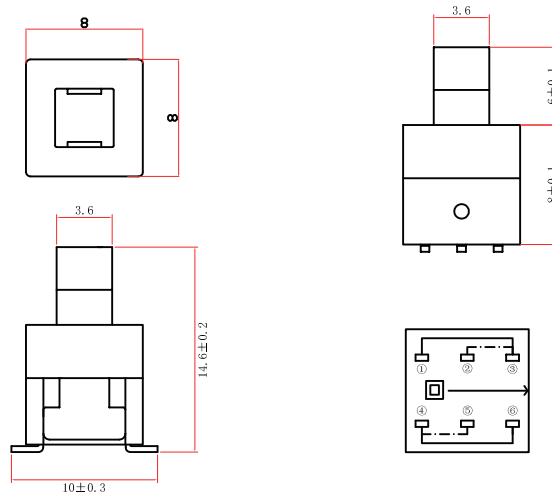
BTSA-N-P-17



FOOTPRINT: 8.0\*8.0MM  
HEIGHT: 14.6MM

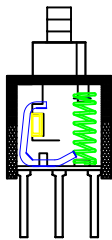


BTSA-N-S-18  
BTSA-L-S-18

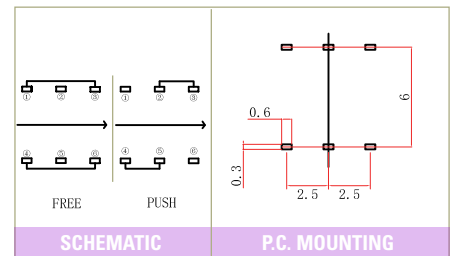
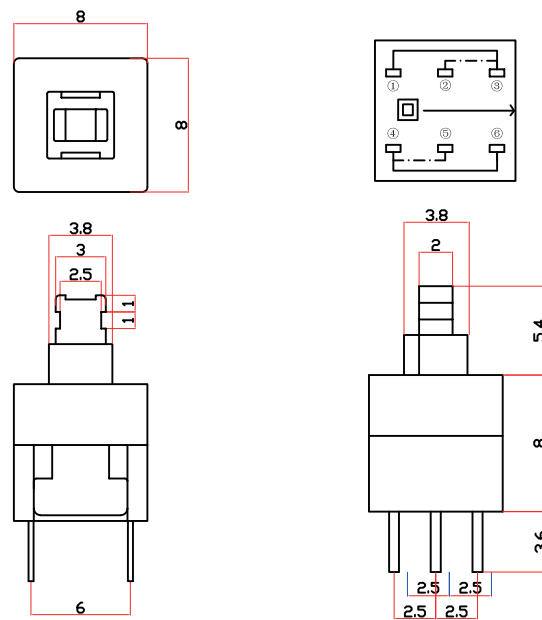


Detect

FOOTPRINT: 8.0\*8.0MM  
HEIGHT: 13.4MM



BTSA-N-P-19  
BTSA-L-P-19

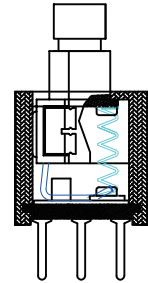
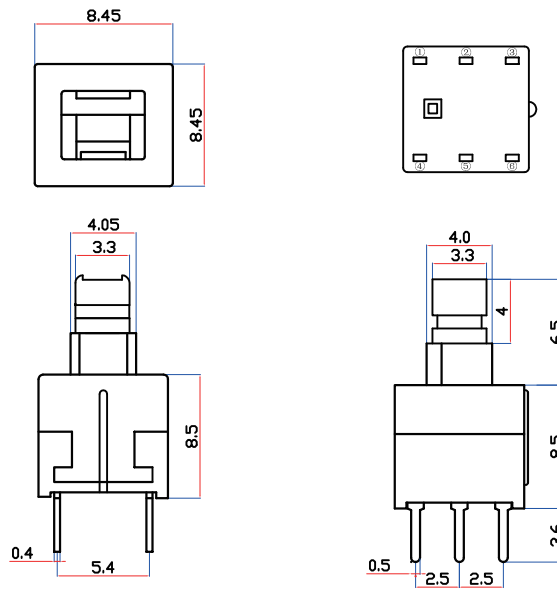
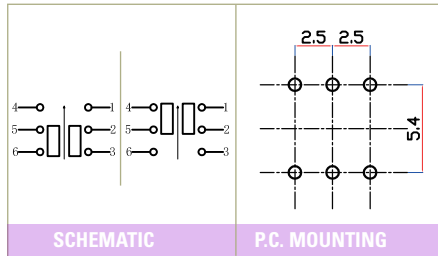


Third Angle  
Projection

Dimensions are shown:mm  
Specifications and dimensions subject to change

# BTSA Series Push Switches

FOOTPRINT: 8.45\*8.45MM  
HEIGHT: 15MM



BTSA-N-P-20  
BTSA-L-P-20



Detect