



MMSZ5221B SERIES

SURFACE MOUNT SILICON ZENER DIODES

VOLTAGE 2.4 to 75 Volts **POWER** 500 mWatts

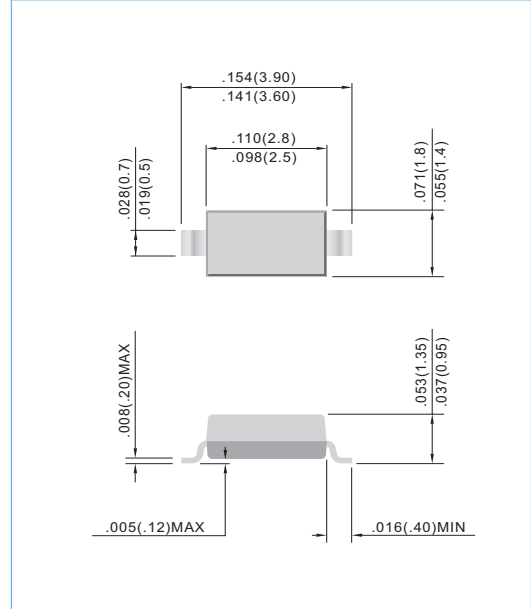
SOD-123 Unit: inch (mm)

FEATURES

- Planar Die construction
- 500mW Power Dissipation
- Ideally Suited for Automated Assembly Processes
- Pb free product : 99% Sn above can meet RoHS environment substance directive request

MECHANICAL DATA

- Case: SOD-123, Molded Plastic
- Terminals: Solderable per MIL-STD-750, Method 2026
- Polarity: See Diagram Below
- Approx. Weight: 0.01grams
- Mounting Position: Any



MAXIMUM RATINGS AND ELECTRICAL CHARACTERISTICS

Parameter	Symbol	Value	Units
Maximum Power Dissipation @ $T_A=25^{\circ}\text{C}$ (Notes A)	P_D	500	mW
Operating Junction and Storage Temperature Range	T_J	-50 to +150	$^{\circ}\text{C}$

NOTE :

A. Mounted on 5.0mm²(.013mm thick) land areas.



MMSZ5221B SERIES

Part Number	Nominal Zener Voltage			Max. Zener Impedance				Max Reverse Leakage Current		Marking Code	Package
	V _Z @ I _{ZT}			Z _{TT} @ I _{ZT}		Z _{ZK} @ I _{ZK}		I _R @ V _R			
	Nom. V	Min. V	Max. V	Ω	mA	Ω	mA	μA	V		
MMSZ5221B	2.4	2.28	2.52	30	20.0	1200	0.25	100	1.0	C1	SOD-123
MMSZ5222B	2.5	2.38	2.63	30	20.0	1250	0.25	100	1.0	C2	SOD-123
MMSZ5223B	2.7	2.57	2.84	30	20.0	1300	0.25	75	1.0	C3	SOD-123
MMSZ5225B	3	2.85	3.15	30	20.0	1600	0.25	50	1.0	C5	SOD-123
MMSZ5226B	3.3	3.14	3.47	28	20.0	1600	0.25	25	1.0	D1	SOD-123
MMSZ5227B	3.6	3.42	3.78	24	20.0	1700	0.25	15	1.0	D2	SOD-123
MMSZ5228B	3.9	3.71	4.10	23	20.0	1900	0.25	10	1.0	D3	SOD-123
MMSZ5229B	4.3	4.09	4.52	22	20.0	2000	0.25	5.0	1.0	D4	SOD-123
MMSZ5230B	4.7	4.47	4.94	19	20.0	1900	0.25	5.0	2.0	D5	SOD-123
MMSZ5231B	5.1	4.85	5.36	17	20.0	1600	0.25	5.0	2.0	E1	SOD-123
MMSZ5232B	5.6	5.32	5.88	11	20.0	1600	0.25	5.0	3.0	E2	SOD-123
MMSZ5234B	6.2	5.89	6.51	7	20.0	1000	0.25	5.0	4.0	E4	SOD-123
MMSZ5235B	6.8	6.46	7.14	5	20.0	750	0.25	3.0	5.0	E5	SOD-123
MMSZ5236B	7.5	7.13	7.88	6	20.0	500	0.25	3.0	6.0	F1	SOD-123
MMSZ5237B	8.2	7.79	8.61	8	20.0	500	0.25	3.0	6.0	F2	SOD-123
MMSZ5239B	9.1	8.65	9.56	10	20.0	600	0.25	3.0	6.5	F4	SOD-123
MMSZ5240B	10	9.50	10.50	17	20.0	600	0.25	3.0	8.0	F5	SOD-123
MMSZ5241B	11	10.45	11.55	22	20.0	600	0.25	3.0	8.4	H1	SOD-123
MMSZ5242B	12	11.40	12.60	30	20.0	600	0.25	2.0	9.1	H2	SOD-123
MMSZ5243B	13	12.35	13.65	13	9.5	600	0.25	1.0	9.9	H3	SOD-123
MMSZ5244B	14	13.30	14.70	15	9.0	600	0.25	0.5	10.5	H4	SOD-123
MMSZ5245B	15	14.25	15.75	16	8.5	600	0.25	0.5	11.0	H5	SOD-123
MMSZ5246B	16	15.20	16.80	17	7.8	600	0.25	0.1	12.0	J1	SOD-123
MMSZ5247B	17	16.15	17.85	19	7.5	600	0.25	0.1	13.0	J2	SOD-123
MMSZ5248B	18	17.10	18.90	21	7.0	600	0.25	0.1	14.0	J3	SOD-123
MMSZ5250B	20	19.00	21.00	25	6.2	600	0.25	0.1	15.0	J5	SOD-123
MMSZ5251B	22	20.90	23.10	29	5.6	600	0.25	0.1	17.0	K1	SOD-123
MMSZ5252B	24	22.80	25.20	33	5.2	600	0.25	0.1	18.0	K2	SOD-123
MMSZ5254B	27	25.65	28.35	41	5.0	600	0.25	0.1	21.0	K4	SOD-123
MMSZ5255B	28	26.60	29.40	44	4.5	600	0.25	0.1	21.0	K5	SOD-123
MMSZ5256B	30	28.50	31.50	49	4.2	600	0.25	0.1	23.0	M1	SOD-123
MMSZ5257B	33	31.35	34.65	58	3.8	700	0.25	0.1	25.0	M2	SOD-123
MMSZ5258B	36	34.20	37.80	70	3.4	700	0.25	0.1	27.0	M3	SOD-123
MMSZ5259B	39	37.05	40.95	80	3.2	800	0.25	0.1	30.0	M4	SOD-123
MMSZ5260B	43	40.85	45.15	93	3.0	900	0.25	0.1	33.0	M5	SOD-123
MMSZ5261B	47	44.65	49.35	105	2.7	1000	0.25	0.1	36.0	N1	SOD-123
MMSZ5262B	51	48.45	53.55	125	2.5	1100	0.25	0.1	39.0	N2	SOD-123
MMSZ5263B	56	53.20	58.80	150	2.2	1300	0.25	0.1	43	N3	SOD-123
MMSZ5264B	60	57.00	63.00	170	2.1	1400	0.25	0.1	46	N4	SOD-123
MMSZ5265B	62	58.90	65.10	185	2.0	1500	0.25	0.1	47	N5	SOD-123
MMSZ5266B	68	64.60	71.40	230	1.8	1600	0.25	0.1	52	P1	SOD-123
MMSZ5267B	75	71.25	78.75	270	1.7	1400	0.25	0.1	56	P2	SOD-123



MMSZ5221B SERIES

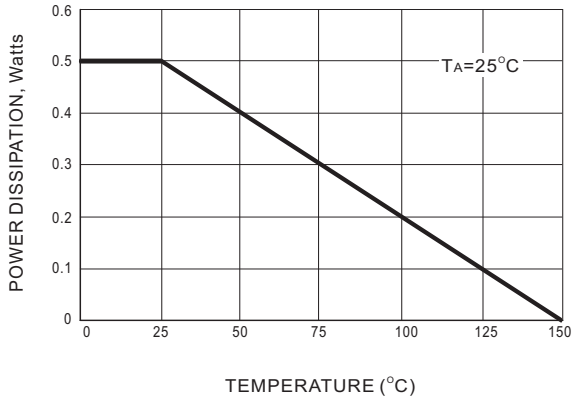


Fig.1 STEADY STATE POWER DERATING

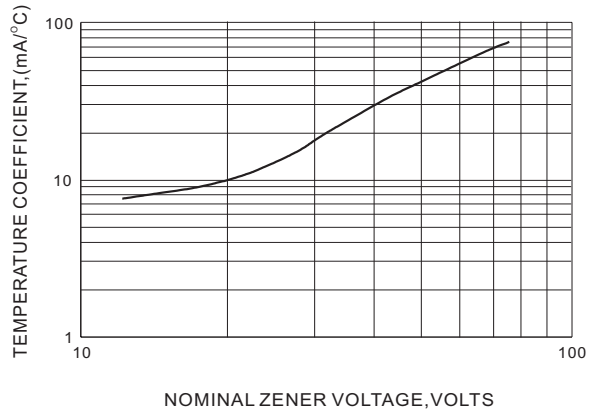


Fig.2 TEMPERATURE COEFFICIENTS

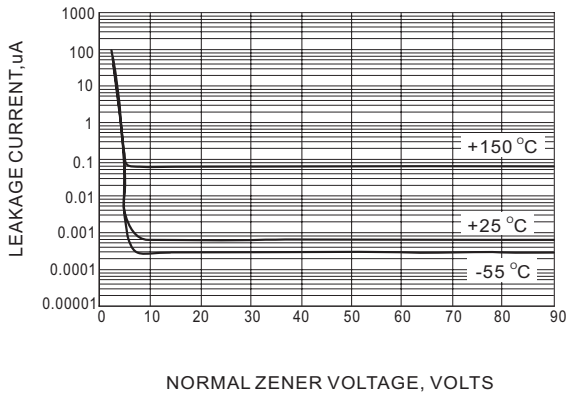


Fig.3 TYPICAL LEAKAGE CURRENT

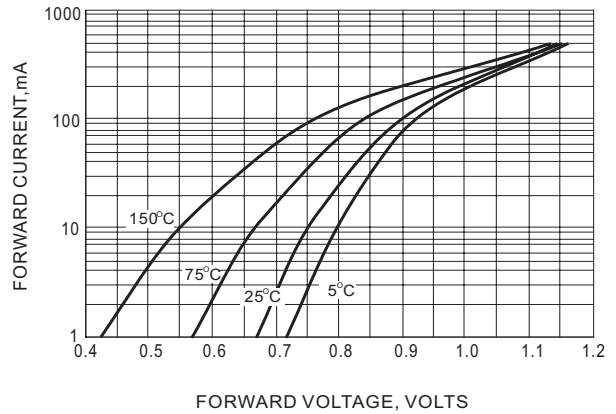
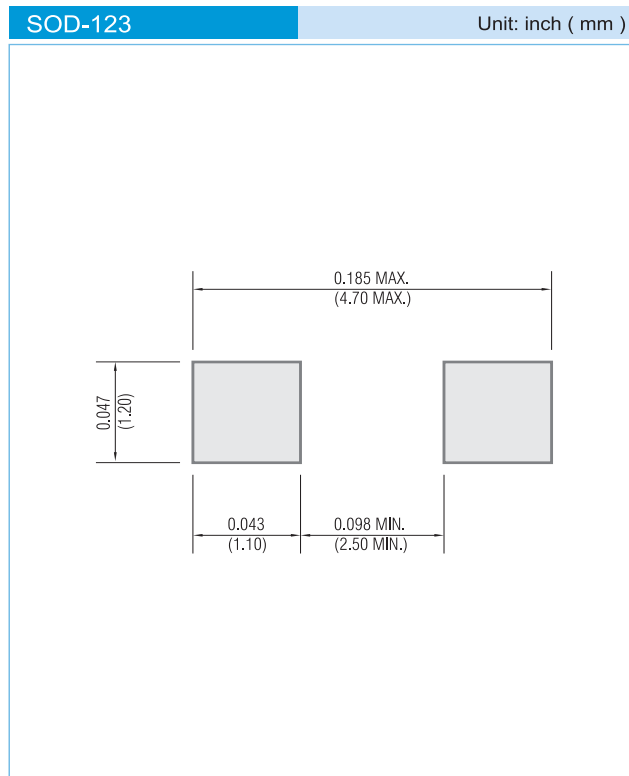


Fig.4 TYPICAL FORWARD VOLTAGE



MMSZ5221B SERIES

MOUNTING PAD LAYOUT



ORDER INFORMATION

- Packing information

T/R - 10K per 13" plastic Reel

T/R - 3K per 7" plastic Reel

LEGAL STATEMENT

Copyright PanJit International, Inc 2005

The information presented in this document is believed to be accurate and reliable. The specifications and information herein are subject to change without notice. Pan Jit makes no warranty, representation or guarantee regarding the suitability of its products for any particular purpose. Pan Jit products are not authorized for use in life support devices or systems. Pan Jit does not convey any license under its patent rights or rights of others.