


Chip Multilayer Ceramic Capacitors for General



2020

Contents

Product specifications are as of November 2020.

| | | |
|-------------------------------------------------------------------------------------------------------------------------------------------------------------------------------------|------|---------------------------|
| Explanation of Symbols in This Catalog | p3 | |
| Selection Guide | p5 | |
| Catalog information | p6 | |
| Part Numbering | p7 | |
| Capacitance Table | p11 | |
| | | <small>Cap. Table</small> |
| Chip Multilayer Ceramic Capacitors for General Purpose | | |
| GRM Series | p27 | p11 |
| High Effective Capacitance & High Ripple Current Chip Multilayer Ceramic Capacitors for General Purpose GR3 Series | p111 | p17 |
| Chip Multilayer Ceramic Capacitors with Soft Termination for General Purpose GRJ Series | p113 | p17 |
| Chip Multilayer Ceramic Capacitors for Information Devices only GR4 Series | p115 | p18 |
| High Q Chip Multilayer Ceramic Capacitors for General Purpose (≤100Vdc) GJM Series | p118 | p18 |
| High Q and High Power Chip Multilayer Ceramic Capacitors for General Purpose (>100Vdc) QGM Series | p176 | p19 |
| Based on the Electrical Appliance and Material Safety Law of Japan Chip Multilayer Ceramic Capacitors for General Purpose GA2 Series | p209 | p19 |
| Safety Standard Certified Chip Multilayer Ceramic Capacitors for General Purpose / IEC60384-14 Class X2 GA3 Series Type GB | p211 | p19 |
| Safety Standard Certified Chip Multilayer Ceramic Capacitors for General Purpose / Acquired certifications of UL60950-1 GA3 Series Type GD | p214 | p19 |
| Safety Standard Certified Chip Multilayer Ceramic Capacitors for General Purpose / Acquired certifications of IEC60384-14 Class X1/Y2 and UL60950-1 GA3 Series Type GF | p217 | p20 |
| LW Reversed Low ESL Chip Multilayer Ceramic Capacitors for General Purpose LLL Series | p221 | p20 |
| 8 Terminals Low ESL Chip Multilayer Ceramic Capacitors for General Purpose LLA Series | p224 | p21 |
| 10 Terminals Low ESL Chip Multilayer Ceramic Capacitors for General Purpose LLM Series | p226 | p21 |
| LW Reversed Controlled ESR Low ESL Chip Multilayer Ceramic Capacitors for General Purpose LLR Series | p228 | p21 |
| 3 Terminals Low ESL Chip Multilayer Ceramic Capacitors for General Purpose NFM Series | p230 | p21 |
| Low Distortion Chip Multilayer Ceramic Capacitors for General Purpose GJ4 Series | p234 | p22 |
| Low Acoustic Noise Chip Multilayer Ceramic Capacitors on Interposer Board for General Purpose ZRA Series | p237 | p22 |
| Low Acoustic Noise Chip Multilayer Ceramic Capacitors on Interposer Board for General Purpose ZRB Series | p239 | p22 |
| Metal Terminal Type Multilayer Ceramic Capacitors for General Purpose KRM Series | p241 | p23 |
| High Effective Capacitance & High Allowable Ripple Current Metal Terminal Type Multilayer Ceramic Capacitors for General Purpose KR3 Series | p245 | p24 |
| Wire Bonding Mount Multilayer Microchip Capacitors for General Purpose GMA Series | p248 | p24 |
| Wire Bonding/AuSn Soldering Mount Chip Multilayer Ceramic Capacitors for General Purpose GMD Series | p253 | p25 |
| ⚠Caution/Notice/Soldering and Mounting | p258 | |
| Introduction of Website SimSurfing | p284 | |
| Product Information | p285 | |
















Please check the MURATA website (<https://www.murata.com/>) if you cannot find a part number in this catalog.

GRM
GR3
GRJ
GR4
GJM
QGM
GA2
GA3 GB
GA3 GD
GA3 GF
LLL
LLA
LLM
LLR
NFM
GJ4
ZRA
ZRB
KRM
KR3
GMA
GMD
⚠Caution/Notice

Explanation of Symbols in This Catalog



Links are provided to the latest information from the PDF version of the catalog, which is available on the web.

| | | | |
|------------------------------------------------------------------------------------|-------------------------------------------------------------------------------------------------------------------------------------------------------------------------------------------------------------------------------------------------------------------------------------------------------------------------------------------------------------------------------------------------------------------------------------------------------------------------------------------------------------------------------------------------------------------------------------|-------------------------------------------------------------------------------------|--------------------------------------------------------------------------------------------------------------------------------------------------------------------------------------------------------------------------------------------------------------|
|  | For applications that do not require the particular reliability such as the general equipment |  | Low dissipation for high frequency By devising ceramic materials and electrode materials, low dissipation is achieved in frequency bands of VHF, UHF and microwave or beyond. |
|  | Infotainment for Automotive The product for entertainment equipment like car navigations, car audios, and body control equipment like wipers, power windows. |  | Low inductance This capacitor is designed so that the parasitic inductance component (ESL) that the capacitor has on the high frequency side becomes lower. |
|  | Powertrain/Safety for Automotive Product used for applications (running, turning, stopping and safety devices) which particularly concern human life, such as in devices for automobiles. |  | Product resistant to deflection cracking This capacitor is designed to prevent failures as much as possible by short mode caused by cracking when there is board deflection. |
|  | Medical-grade products for Implanted Medical Devices These products are intended for use in implanted medical devices such as cardiac pacemakers, cochlear implants, insulin pumps and gastric electrostimulators. They are suitable for use in non-critical circuits. *1 *1 Non-critical circuits This term refers to circuits in implanted medical devices that are not directly linked to life support, i.e. circuits that will not directly endanger the life of the patient should the functionality of the device be reduced or halted by failure of the circuit. |  | Product with solder cracking suppression "This capacitor is configured with metal terminals and leads connected to the chip. The metal terminals and leads relieve the stress from expansion and contraction of the solder, to suppress solder cracking." |
|  | AEC-Q200 compliant product |  | Product suitable for acoustic noise reduction and low distortion This product suppresses acoustic noise, which occurs when a ceramic capacitor is used, by devising the materials and configuration. |
|  | Safety Standard Certified Product Products that acquired safety standard certification IEC60384-14 and products based on the Electrical Appliance and Material Safety Law of Japan. |  | No DC bias characteristics Polymer capacitor is no capacitance change with DC bias due to aluminum oxidized film for dielectric. |
|  | Based on the Electrical Appliance and Material Safety Law of Japan Products that are based on the electrical appliance and material safety law of Japan. |  | Low-inductance product suitable for noise suppression. This product has extremely low ESL and is suitable for suppression of noise, including high frequencies. This product can also be used as a low-ESL, high-performance bypass capacitor. |
| | |  | Product for bonding Since gold is used for the external electrodes, the capacitor can be mounted by die bonding/wire bonding. |

EU RoHS Compliant

- All the products in this catalog comply with EU RoHS.
- EU RoHS is "the European Directive 2011/65/EU on the Restriction of the Use of Certain Hazardous Substances in Electrical and Electronic Equipment."
- For more details, please refer to our web page, "Murata's Approach for EU RoHS" (<https://www.murata.com/en-eu/support/compliance/rohs>).

Qualified Standards

- The products listed here have been produced by ISO 9001 certified factory.
- <Plant>
- Fukui Murata Mfg. Co., Ltd.
 - Izumo Murata Mfg. Co., Ltd.
 - Murata Electronics Singapore (Pte.) Ltd.
 - Wuxi Murata Electronics Co., Ltd.
 - PHILIPPINE MANUFACTURING CO. OF MURATA, INC.

Explanation of Symbols in This Catalog

D1
 Derating 1

The test voltage of these products is less than 150% of the rated voltage in the Durability / Operational Life Test.
 *Usually MLCC used with derating. So even this kind of products, special derating have not set specially.
 Please refer to below links for details

For general purpose
 Only for mobile devices
 For automotive

D2
 Derating 2

When the product temperature exceeds 105°C, please use this product within the voltage and temperature derated conditions in the figure below.

| Product Temperature (°C) | Rated Voltage 630V (V) | Rated Voltage 450V (V) | Rated Voltage 350V (V) |
|--------------------------|------------------------|------------------------|------------------------|
| 0 | 630 | 450 | 350 |
| 100 | 630 | 450 | 350 |
| 125 | 450 | 350 | 250 |

D3
 Derating 3

Please apply the derating curve according to the operating temperature.
 Please refer to detailed specifications sheet for details.

D4
 Derating 4

When the product temperature exceeds 125°C, please use this product within the voltage and temperature derated conditions in the figure below.

| Product Temperature (°C) | Operating Voltage/Rated Voltage (%) |
|--------------------------|-------------------------------------|
| -75 | 100 |
| 125 | 100 |
| 150 | 50 |

D5
 Derating 5

When the product temperature exceeds 150°C, please use this product within the voltage and temperature derated conditions in the figure below.

| Product Temperature (°C) | Derating rate of the rated voltage (%) |
|--------------------------|----------------------------------------|
| -75 | 100 |
| 150 | 100 |
| 200 | 25 |

..... Temp. Char.: CCG, Rated Voltage: 100V, Capacitance: 100pF-1000pF
 ——— Temp. Char.: CCG, Rated Voltage: 100V, Capacitance: 1200pF-3300pF
 ——— Temp. Char.: UNJ, Rated Voltage: 200V/500V
 ——— Temp. Char.: X9Q, Rated Voltage: 100V

D6
 Derating 6

Derating 6
 When the product temperature exceeds 105°C, please use this product within the voltage and temperature derated conditions in the figure below.

| Product Temperature (°C) | Rated Voltage 1250V (V) | Rated Voltage 1000V (V) | Rated Voltage 630V (V) |
|--------------------------|-------------------------|-------------------------|------------------------|
| 0 | 1250 | 1000 | 630 |
| 100 | 1250 | 1000 | 630 |
| 125 | 800 | 700 | 400 |

Mo
 For only mobile devices

Mobile application specific MLCC
 These MLCC products are designed for use in devices with a typical lifetime of less than 5 years.
 (Examples: Cellular phone, Smartphone, Tablet PC, Digital camera, Watch, Electronics dictionary, Small-scale server, IPC-9592B class1 equipment, etc.)
 These MLCC products are designed so that the useful lifetime can be extended longer than 5 years under the following conditions:
 [80% of the rated voltage or less, Maximum operating temperature -20 degree C or less]
 Extended useful lifetime, under specific operating conditions, can be estimated from the following chart.

- * The useful lifetime is the time when cumulative failure rate becomes 1%.
- * Please note that the useful lifetime data is for reference only and not guaranteed.
- * If you have any questions, please feel free to contact us.

Lifetime of MLCC can also be estimated from voltage acceleration and temperature acceleration factors.
 Please refer to following URL about these lifetime estimation.
[Ceramic Capacitors FAQ](#)
 "Are there any methods for estimating the lifetime of a capacitor?"

| Product Temperature (°C) | Useful Lifetime (Year) - 85°C Type | Useful Lifetime (Year) - 105°C Type |
|--------------------------|------------------------------------|-------------------------------------|
| 40 | 100 | 100 |
| 60 | 10 | 10 |
| 80 | 1 | 1 |
| 100 | 0.1 | 0.1 |

Selection Guide for Ceramic Capacitors

| For general | | | |
|------------------------|-----|---------------------------------------------|-------------------------------------------------------------------------|
| General SMD | | | |
| Solder mounting | | | |
| Chip type | | | |
| | GRM | | p27 |
| | GR3 | Anti-noise | High effective capacitance & high ripple current p111 |
| | GRJ | Deflecting crack | Soft termination p113 |
| | GR4 | | For information devices only p115 |
| | GJM | High Q | p118 |
| | GQM | High Q | High power p176 |
| | GA2 | Japanese Safety Law | Based on the Electrical Appliance and Material Safety Law of Japan p209 |
| | GA3 | Safety standard | p211 |
| | LLL | Low ESL | LW reversed p221 |
| | LLA | Low ESL | 8 terminals p224 |
| | LLM | Low ESL | 10 terminals p226 |
| | LLR | Low ESL | LW reversed controlled ESR p228 |
| | NFM | Low ESL EMI Filter | 3 terminals p230 |
| | GJ4 | Anti-noise | Low distortion p234 |
| On interposer board | | | |
| | ZRA | Anti-noise | p237 |
| | ZRB | Anti-noise | p239 |
| Metal terminal type | | | |
| | KRM | Anti-noise Deflecting crack Soldering crack | p241 |
| | KR3 | Anti-noise Deflecting crack Soldering crack | High effective capacitance & high ripple current p245 |
| Resin molding SMD type | | | |
| | DK1 | Safety standard | WEB |
| Wire bonding mounting | | | |
| Bonding Chip type | | | |
| | GMA | | Microchip p248 |
| | GMD | | p253 |
| Lead type | | | |
| Solder mounting | | | |
| | RDE | Anti-noise Deflecting crack Soldering crack | WEB |
| | DE1 | Safety standard | X1/Y1 Class certified product WEB |
| | DE2 | Safety standard | X1/Y2 Class certified product WEB |


| Infotainment for automotive | | | |
|-----------------------------|-----|--------------------|-----------------|
| SMD | | | |
| Solder mounting | | | |
| Chip type | | | |
| | GRT | | WEB |
| | NFM | Low ESL EMI Filter | 3 terminals WEB |

| Powertrain/Safety for automotive | | | |
|-------------------------------------|-----|-------------------------------------------------------------|------------------------------------------------------------------|
| SMD | | | |
| Solder mounting | | | |
| Chip type | | | |
| | GCM | | WEB |
| | GC3 | Anti-noise | High effective capacitance & high ripple current WEB |
| | GCJ | Deflecting crack | Soft termination WEB |
| | GCQ | High Q | WEB |
| | GCD | Deflecting crack | MLSC design WEB |
| | GCE | Deflecting crack | Soft termination MLSC design WEB |
| | LLC | Low ESL | LW reversed WEB |
| | NFM | Low ESL EMI Filter | 3 terminals WEB |
| Metal terminal type | | | |
| | KCM | Anti-noise Deflecting crack Soldering crack | WEB |
| | KC3 | Anti-noise Deflecting crack Soldering crack | High effective capacitance & high ripple current WEB |
| | KCA | Safety standard Anti-noise Deflecting crack Soldering crack | WEB |
| Limited to Conductive Glue Mounting | | | |
| Chip type | | | |
| | GCB | Deflecting crack Soldering crack | Ni plating + Pd plating termination conductive glue mounting WEB |
| | GCG | Deflecting crack Soldering crack | AgPd termination conductive glue mounting WEB |
| Lead type | | | |
| Solder mounting | | | |
| | RCE | Anti-noise Deflecting crack Soldering crack | WEB |
| | RHE | Anti-noise Deflecting crack Soldering crack | 150°C operation leaded WEB |
| | RHS | Anti-noise Deflecting crack Soldering crack | 200°C operation leaded WEB |
| | DE6 | Safety standard | WEB |

| Medical-grade products for implanted medical devices | | | |
|------------------------------------------------------|-----|--|-----|
| SMD | | | |
| Solder mounting | | | |
| Chip type | | | |
| | GCH | | WEB |


Catalog Information

Catalog relates to a multilayer ceramic capacitor is below.



Chip Multilayer Ceramic Capacitors for General

Cat No. C02E-23



Chip Multilayer Ceramic Capacitors for Automotive

Cat No. C03E-11



Lead Type Disc Ceramic Capacitors (Safety Standard Certified) Resin Molding SMD Type Ceramic Capacitors (Safety Standard Certified)

Cat No. C85E-7



Leaded MLCC

Cat No. C49E-26

● Part Numbering

Chip Multilayer Ceramic Capacitors for General



(Part Number)



① Product ID ② Series

| Product ID | Code | Series |
|------------|----------------------------------------------------------------------------|----------------------------------------------------------------------------------------------------------------------------------|
| GA | 2 | Based on the Electrical Appliance and Material Safety Law of Japan Chip Multilayer Ceramic Capacitors for General Purpose |
| | 3 | Safety Standard Certified Chip Multilayer Ceramic Capacitors for General Purpose |
| GC | H | Chip Multilayer Ceramic Capacitors for Implantable Medical Devices (Non Life Support Circuit) |
| GJ | 4 | Low Distortion Chip Multilayer Ceramic Capacitors for General Purpose |
| | M | High Q Chip Multilayer Ceramic Capacitors for General Purpose (≤100Vdc) |
| GM | A | Wire Bonding Mount Multilayer Microchip Capacitors for General Purpose |
| | D | Wire Bonding/AuSn Soldering Mount Chip Multilayer Ceramic Capacitors for General Purpose |
| GQ | M | High Q Chip Multilayer Ceramic Capacitors for General Purpose (>100Vdc) |
| GR | 3 | High Effective Capacitance & High Ripple Current Chip Multilayer Ceramic Capacitors for General Purpose |
| | 4 | Chip Multilayer Ceramic Capacitors for Ethernet LAN and Primary-secondary coupling of DC-DC Converters |
| | | Chip Multilayer Ceramic Capacitors for Splitter Circuit of G-Fast, xDSL |
| | J | Soft Termination Chip Multilayer Ceramic Capacitors for General Purpose |
| M | Chip Multilayer Ceramic Capacitors for General Purpose | |
| | Chip Multilayer Ceramic Capacitors for LCD Backlight Inverter Circuit only | |
| KR | 3 | High Effective Capacitance & High Allowable Ripple Current Metal Terminal Type Multilayer Ceramic Capacitors for General Purpose |
| | M | Metal Terminal Type Multilayer Ceramic Capacitors for General Purpose |
| LL | A | 8 Terminals Low ESL Chip Multilayer Ceramic Capacitors for General Purpose |
| | L | LW Reversed Low ESL Chip Multilayer Ceramic Capacitors for General Purpose |
| | M | 10 Terminals Low ESL Chip Multilayer Ceramic Capacitors for General Purpose |
| | R | LW Reversed Controlled ESR Low ESL Chip Multilayer Ceramic Capacitors for General Purpose |
| ZR | A | Low Acoustic Noise Chip Multilayer Ceramic Capacitors on Interposer Board for General Purpose |
| | B | Low Acoustic Noise Chip Multilayer Ceramic Capacitors on Interposer Board for General Purpose |

③ Chip Dimensions (LxW) (Except ZRA)

| Code | Dimensions (LxW) | EIA |
|------|------------------|--------|
| 01 | 0.25x0.125mm | 008004 |
| 02 | 0.4x0.2mm | 01005 |
| 0D | 0.38x0.38mm | 015015 |
| MD | 0.5x0.25mm | 015008 |
| 03 | 0.6x0.3mm | 0201 |
| 05 | 0.5x0.5mm | 0202 |
| 08 | 0.8x0.8mm | 0303 |
| 1U | 0.6x1.0mm | 02404 |
| 15 | 1.0x0.5mm | 0402 |
| 18 | 1.6x0.8mm | 0603 |
| JN | 1.8x1.0mm | 0704 |
| 21 | 2.0x1.25mm | 0805 |
| 22 | 2.8x2.8mm | 1111 |
| 31 | 3.2x1.6mm | 1206 |
| 32 | 3.2x2.5mm | 1210 |
| 42 | 4.5x2.0mm | 1808 |
| 43 | 4.5x3.2mm | 1812 |
| 52 | 5.7x2.8mm | 2211 |
| 55 | 5.7x5.0mm | 2220 |

④ Dimensions (LxW) (ZRA Only)

| Code | Dimensions (LxW) |
|------|------------------|
| 21 | 2.4x1.65mm |

Continued on the following page. ↗

(Part Number)

| | | | | | | | | | |
|----|---|----|---|----|----|-----|---|-----|----|
| GR | M | 18 | 8 | B1 | 1H | 102 | K | A01 | D |
| 1 | 2 | 3 | 4 | 5 | 6 | 7 | 8 | 9 | 10 |

Continued from the preceding page. ↘

④ Height Dimension (T) (Except KR□)

| Code | Dimension (T) |
|------|----------------------------------|
| 1 | 0.125mm |
| 2 | 0.2mm |
| 3 | 0.3mm |
| 4 | 0.4mm |
| 5 | 0.5mm |
| 6 | 0.6mm |
| 7 | 0.7mm |
| 8 | 0.8mm |
| 9 | 0.85mm |
| A | 1.0mm |
| B | 1.25mm |
| C | 1.6mm |
| D | 2.0mm |
| E | 2.5mm |
| M | 1.15mm |
| Q | 1.5mm |
| T | 0.18mm |
| X | Depends on individual standards. |
| Y | 0.135mm |

④ Height Dimension (T) (KR□ Only)

| Code | Dimension (T) |
|------|---------------|
| E | 1.8mm |
| F | 1.9mm |
| K | 2.7mm |
| L | 2.8mm |
| R | 3.6mm |
| Q | 3.7mm |
| T | 4.8mm |
| V | 6.2mm |
| W | 6.4mm |

⑤ Temperature Characteristics

| Temperature Characteristic Codes | | Temperature Characteristics | | | | Operating Temperature Range | Capacitance Change Each Temperature (%) | | | | | |
|----------------------------------|-----------------|-----------------------------|-------------------|-----------------------------------------------|---------------------|-----------------------------|-----------------------------------------|-------|-------|-------|------|-------|
| Code | Public STD Code | Reference Temperature | Temperature Range | Capacitance Change or Temperature Coefficient | -55°C | | *4 | | -10°C | | | |
| | | | | | Max. | | Min. | Max. | Min. | Max. | Min. | |
| 1C | CG | JIS | 20°C | 20 to 125°C | 0±30ppm/°C | -55 to 125°C | 0.54 | -0.23 | 0.33 | -0.14 | 0.22 | -0.09 |
| 1X | SL | JIS | 20°C | 20 to 85°C | +350 to -1000ppm/°C | -55 to 125°C | - | - | - | - | - | - |
| 2C | CH | JIS | 20°C | 20 to 125°C | 0±60ppm/°C | -55 to 125°C | 0.82 | -0.45 | 0.49 | -0.27 | 0.33 | -0.18 |
| 3C | CJ | JIS | 20°C | 20 to 125°C | 0±120ppm/°C | -55 to 125°C | 1.37 | -0.9 | 0.82 | -0.54 | 0.55 | -0.36 |
| 3U | UJ | JIS | 20°C | 20 to 85°C | -750±120ppm/°C | -25 to 85°C | - | - | 4.94 | 2.84 | 3.29 | 1.89 |
| 4C | CK | JIS | 20°C | 20 to 125°C | 0±250ppm/°C | -55 to 125°C | 2.56 | -1.88 | 1.54 | -1.13 | 1.02 | -0.75 |
| 5C | C0G | EIA | 25°C | 25 to 125°C | 0±30ppm/°C | -55 to 125°C | 0.58 | -0.24 | 0.4 | -0.17 | 0.25 | -0.11 |
| 5G | X8G | *2 | 25°C | 25 to 150°C | 0±30ppm/°C | -55 to 150°C | 0.58 | -0.24 | 0.4 | -0.17 | 0.25 | -0.11 |
| 7U | U2J | EIA | 25°C | 25 to 125°C *3 | -750±120ppm/°C | -55 to 125°C | 8.78 | 5.04 | 6.04 | 3.47 | 3.84 | 2.21 |
| B1 | B *1 | JIS | 20°C | -25 to 85°C | ±10% | -25 to 85°C | - | - | - | - | - | - |
| B3 | B | JIS | 20°C | -25 to 85°C | ±10% | -25 to 85°C | - | - | - | - | - | - |
| C6 | X5S | EIA | 25°C | -55 to 85°C | ±22% | -55 to 85°C | - | - | - | - | - | - |
| C7 | X7S | EIA | 25°C | -55 to 125°C | ±22% | -55 to 125°C | - | - | - | - | - | - |
| C8 | X6S | EIA | 25°C | -55 to 105°C | ±22% | -55 to 105°C | - | - | - | - | - | - |
| D7 | X7T | EIA | 25°C | -55 to 125°C | +22%, -33% | -55 to 125°C | - | - | - | - | - | - |
| D8 | X6T | EIA | 25°C | -55 to 105°C | +22%, -33% | -55 to 105°C | - | - | - | - | - | - |
| E7 | X7U | EIA | 25°C | -55 to 125°C | +22%, -56% | -55 to 125°C | - | - | - | - | - | - |
| R1 | R *1 | JIS | 20°C | -55 to 125°C | ±15% | -55 to 125°C | - | - | - | - | - | - |
| R6 | X5R | EIA | 25°C | -55 to 85°C | ±15% | -55 to 85°C | - | - | - | - | - | - |
| R7 | X7R | EIA | 25°C | -55 to 125°C | ±15% | -55 to 125°C | - | - | - | - | - | - |
| R8 | R *1 | JIS | 20°C | -25 to 85°C | ±15% | -25 to 85°C | - | - | - | - | - | - |
| Z7 | X7R | EIA | 25°C | -55 to 125°C | ±15% *5 | -55 to 125°C | - | - | - | - | - | - |

*1 Capacitance change is specified with 50% rated voltage applied.

*2 Murata Temperature Characteristic Code.

*3 Rated Voltage 100Vdc max: 25 to 85°C

*4 -25°C (Reference Temperature 20°C) / -30°C (Reference Temperature 25°C)

*5 Range of capacitance change rate with 50% rated voltage applied (See detailed specifications sheet).

Continued on the following page. ↗

(Part Number)

| | | | | | | | | | |
|----|---|----|---|----|----|-----|---|-----|----|
| GR | M | 18 | 8 | B1 | 1H | 102 | K | A01 | D |
| 1 | 2 | 3 | 4 | 5 | 6 | 7 | 8 | 9 | 10 |

Continued from the preceding page. ↘

⑥ Rated Voltage

| Code | | Rated Voltage |
|------------------|-------------------------|-------------------------------------------------------|
| Standard Product | Voltage Derated Product | |
| 0E | - | DC2.5V |
| 0G | - | DC4V |
| 0J | - | DC6.3V |
| 1A | - | DC10V |
| 1C | - | DC16V |
| 1E | - | DC25V |
| 1H | - | DC50V |
| 1J | - | DC63V |
| 2A | - | DC100V |
| 2D | - | DC200V |
| 2E | - | DC250V |
| 2W | - | DC450V |
| 2H | - | DC500V |
| 2J | - | DC630V |
| 3A | LW | DC1kV |
| 3B | LX | DC1.25kV |
| 3D | - | DC2kV |
| 3F | - | DC3.15kV |
| E2 | - | AC250V |
| GB | - | X2; AC250V (Safety Standard Certified Type GB) |
| GD | - | Y3; AC250V (Safety Standard Certified Type GD) |
| GF | - | Y2, X1/Y2; AC250V (Safety Standard Certified Type GF) |
| YA | - | DC35V |

⑦ Capacitance

Expressed by three-digit alphanumerics. The unit is picofarad (pF). The first and second figures are significant digits, and the third figure expresses the number of zeros which follow the two numbers. If there is a decimal point, it is expressed by the capital letter "R." In this case, all figures are significant digits. If any alphabet, other than "R", is included, this indicates the specific part number is a non-standard part.

Ex.)

| Code | Capacitance |
|------|-------------|
| R50 | 0.50pF |
| 1R0 | 1.0pF |
| 100 | 10pF |
| 103 | 10000pF |

⑧ Capacitance Tolerance

| Code | Capacitance Tolerance |
|------|--------------------------------------------------|
| B | ±0.1pF |
| C | ±0.25pF |
| D | ±0.5pF (Less than 10pF) ±0.5% (10pF and over) |
| F | ±1% |
| G | ±2% |
| J | ±5% |
| K | ±10% |
| M | ±20% |
| R | Depends on individual standards. |
| W | ±0.05pF |

⑨ Individual Specification Code (Except LLR)

Expressed by three figures.

⑩ ESR (LLR Only)

| Code | ESR |
|------|--------|
| E01 | 100mΩ |
| E03 | 220mΩ |
| E05 | 470mΩ |
| E07 | 1000mΩ |

⑩ Packaging

| Code | Packaging |
|-------|------------------------|
| L | ø180mm Embossed Taping |
| D/E/W | ø180mm Paper Taping |
| K | ø330mm Embossed Taping |
| J/F | ø330mm Paper Taping |
| T | Bulk Tray |

Please contact us if you find any part number not provided in this table.

3 Terminal Low ESL Monolithic Ceramic Capacitors



(Part Number)

| | | | | | | | | |
|----|---|----|----|-----|---|----|---|---|
| NF | M | 3D | CC | 102 | R | 1H | 3 | L |
| ① | ② | ③ | ④ | ⑤ | ⑥ | ⑦ | ⑧ | ⑨ |

① Product ID ② Series

| Product ID | Series |
|------------|-------------------------|
| NFM | 3 Terminal Low ESL Type |

③ Dimensions (LxW)

| Code | Dimensions (LxW) | EIA |
|------|------------------|-------|
| 15 | 1.0x0.5mm | 0402 |
| JM | 1.2x0.9mm | 05035 |
| 18 | 1.6x0.8mm | 0603 |
| 21 | 2.0x1.25mm | 0805 |
| 3D | 3.2x1.25mm | 1205 |
| 31 | 3.2x1.6mm | 1206 |
| 41 | 4.5x1.6mm | 1806 |

④ Features

| Code | Features | |
|------|----------------------------------|--------------------------------------------|
| CC | For General | For Signal Lines |
| PC | | For Large Current |
| PL | | Low-profile Type for Large Current |
| PS | | High Insertion Loss Type for Large Current |
| KC | | For Very Large Current |
| TC | Infotainment for Automotive | For Large Current |
| HC | Powertrain/Safety for Automotive | For Signal Lines / For Large Current |
| HK | | For Very Large Current |

⑤ Capacitance

Expressed by three figures. The unit is in pico-farad (pF). The first and second figures are significant digits, and the third figure expresses the number of zeros that follow the two figures.

⑥ Characteristics

| Code | Capacitance Temperature Characteristics |
|------|-----------------------------------------|
| B | ±10%, ±12.5%, +10/-13% |
| C | ±22% |
| D | +22/-33% |
| R | ±15%, +15/-18% |

⑦ Rated Voltage

| Code | Rated Voltage |
|------|---------------|
| 0E | 2.5V |
| 0G | 4V |
| 0J | 6.3V |
| 1A | 10V |
| 1C | 16V |
| 1E | 25V |
| 1H | 50V |
| 2A | 100V |

⑧ Electrode (Except NFM□□PL)

| Code | Electrode |
|------|------------|
| 3 | Sn Plating |

⑨ Height Dimension (T) (NFM□□PL Only)

| Code | Height Dimension (T) |
|------|----------------------|
| 5 | 0.65mm max. |

⑩ Packaging

| Code | Packaging |
|------|-------------------------------|
| B | Bulk |
| L | Embossed Taping (ø180mm Reel) |
| D | Paper Taping (ø180mm Reel) |

Capacitance Table

GRM Series Temperature Compensating Type

p00 ← Part Number List JIS: CK CJ CH SL UJ EIA: COG U2J

| L×W | Rated Voltage | TC Code | Capacitance | | | | | | | | | | Capacitance Range | Page | | | | |
|--------------|---------------|------------|-------------|-----|----|-----|------|------|-----|---|----|-----|-------------------|------|------------------|-------------------|----------------|-----------|
| | | | pF | | | | | μF | | | | | | | | | | |
| | | | 0.1 | 1 | 10 | 100 | 1000 | 0.01 | 0.1 | 1 | 10 | 100 | | | 1000 | | | |
| 0.25×0.125mm | 25Vdc | COG | █ | █ | █ | █ | | | | | | | | | | 0.20pF - 100pF | p28 - p31 | |
| | 16Vdc | COG | █ | █ | █ | █ | | | | | | | | | | 0.20pF - 100pF | p31 - p35 | |
| 0.4×0.2mm | 50Vdc | COG | █ | █ | █ | █ | | | | | | | | | | 0.20pF - 100pF | p35 - p38 | |
| | | CH | | | █ | █ | | | | | | | | | | 4.0pF - 100pF | p38 - p41 | |
| | | CJ | | | █ | | | | | | | | | | | 2.1pF - 3.9pF | p41 | |
| | | CK | █ | █ | █ | | | | | | | | | | | 0.20pF - 2.0pF | p41 - p42 | |
| | 35Vdc | COG | | | | | | | | | | | | | | 100pF | p42 | |
| | | 25Vdc | COG | █ | █ | █ | █ | | | | | | | | | 0.20pF - 220pF | p42 - p45 | |
| | 25Vdc | CH | | | █ | █ | | | | | | | | | | 4.0pF - 220pF | p46 - p48 | |
| | | CJ | | | █ | | | | | | | | | | | 2.1pF - 3.9pF | p48 - p49 | |
| | | CK | █ | █ | █ | | | | | | | | | | | 0.20pF - 2.0pF | p49 | |
| | | 16Vdc | COG | █ | █ | █ | █ | | | | | | | | | 0.20pF - 220pF | p49 - p53 | |
| | 16Vdc | CH | | | █ | █ | | | | | | | | | | 4.0pF - 220pF | p53 - p55 | |
| | | CJ | | | █ | | | | | | | | | | | 2.1pF - 3.9pF | p56 | |
| CK | | █ | █ | █ | | | | | | | | | | | 0.20pF - 2.0pF | p56 | | |
| 10Vdc | | COG | | | | | | | | | | | | | 51pF - 220pF | p56 - p57 | | |
| 10Vdc | CH | | | | | | | | | | | | | | 51pF - 220pF | p57 | | |
| | 6.3Vdc | COG | | | | | | | | | | | | | 51pF - 220pF | p57 | | |
| 6.3Vdc | CH | | | | | | | | | | | | | | 51pF - 220pF | p57 | | |
| | 0.6×0.3mm | 100Vdc | COG | █ | █ | █ | █ | | | | | | | | | 0.10pF - 100pF | p57 - p61 | |
| CH | | | | | █ | █ | | | | | | | | | 4.0pF - 100pF | p61 - p64 | | |
| CJ | | | | | █ | | | | | | | | | | 2.1pF - 3.9pF | p64 | | |
| CK | | | █ | █ | █ | | | | | | | | | | 0.10pF - 2.0pF | p64 | | |
| 50Vdc | | COG | █ | █ | █ | █ | | | | | | | | | 0.10pF - 1000pF | p65 - p68 | | |
| | | CH | | | █ | █ | | | | | | | | | 4.0pF - 220pF | p68 - p71 | | |
| | | CJ | | | █ | | | | | | | | | | 2.1pF - 3.9pF | p71 - p72 | | |
| | | CK | █ | █ | █ | | | | | | | | | | 0.10pF - 2.0pF | p72 | | |
| 25Vdc | | COG | █ | █ | █ | █ | | | | | | | | | 0.10pF - 1000pF | p72 - p78 | | |
| | | CH | | | █ | █ | | | | | | | | | 4.0pF - 1000pF | p78 - p79 | | |
| | | CJ | | | █ | | | | | | | | | | 2.1pF - 3.9pF | p79 | | |
| | | CK | █ | █ | █ | | | | | | | | | | 0.10pF - 2.0pF | p79 - p80 | | |
| 1.0×0.5mm | 100Vdc | COG | | | | | | | | | | | | | 120pF - 1000pF | p80 | | |
| | 50Vdc | COG | | | | | | | | | | | | | 270pF - 820pF | p80 - p81 | | |
| | | CH | | | | | | | | | | | | | 270pF - 1000pF | p81 | | |
| | 35Vdc | COG | | | | | | | | | | | | | 10000pF | p81 | | |
| | 25Vdc | COG | | | | | | | | | | | | | 10000pF | p81 | | |
| | 10Vdc | U2J | | | | | | | | | | | | | | 2400pF - 4700pF | p81 | |
| UJ | | | | | | | | | | | | | | | 2400pF - 4700pF | p81 | | |
| 1.6×0.8mm | 250Vdc | COG | | | | | | | | | | | | | 10pF - 47pF | p81 | | |
| | | 100Vdc | COG | | | | | | | | | | | | 1000pF - 3900pF | p81 | | |
| | 100Vdc | CH | | | | | | | | | | | | | 1000pF - 3900pF | p81 | | |
| | | 50Vdc | COG | | | | | | | | | | | | 1000pF - 10000pF | p81 - p82 | | |
| | 50Vdc | CH | | | | | | | | | | | | | 1000pF - 10000pF | p82 | | |
| | | SL | | | | | | | | | | | | | 2200pF - 4700pF | p82 | | |
| | | U2J | | | | | | | | | | | | | 2200pF - 4700pF | p82 | | |
| | | UJ | | | | | | | | | | | | | 2200pF - 4700pF | p82 | | |
| | | 10Vdc | SL | | | | | | | | | | | | | 5600pF - 33000pF | p82 | |
| | | U2J | | | | | | | | | | | | | | 5600pF - 33000pF | p82 | |
| | 10Vdc | UJ | | | | | | | | | | | | | | 5600pF - 33000pF | p82 | |
| | | 6.3Vdc | SL | | | | | | | | | | | | | 24000pF - 33000pF | p82 | |
| | | U2J | | | | | | | | | | | | | | 24000pF - 33000pF | p82 | |
| | | UJ | | | | | | | | | | | | | | 24000pF - 33000pF | p82 | |
| | | 2.0×1.25mm | 630Vdc | COG | | | | | | | | | | | | | 10pF - 2200pF | p83 |
| | | | 250Vdc | COG | | | | | | | | | | | | | 10pF - 10000pF | p83 - p84 |
| | U2J | | | | | | | | | | | | | | | 100pF - 5600pF | p84 - p85 | |
| | 200Vdc | | COG | | | | | | | | | | | | | 10pF - 330pF | p85 | |

Continued on the following page. ↗

Capacitance Table

(→ GRM Series Temperature Compensating Type)

p00 ← Part Number List JIS: CK CJ CH SL UJ EIA: C0G U2J

| L×W | Rated Voltage | TC Code | Capacitance | | | | | | | | | | Capacitance Range | Page | | | |
|------------|---------------|---------|-------------|---|----|-----|------|------|-----|---|----|-----|-------------------|------|------------------|-------------------|--------------|
| | | | pF | | | | | μF | | | | | | | | | |
| | | | 0.1 | 1 | 10 | 100 | 1000 | 0.01 | 0.1 | 1 | 10 | 100 | | | 1000 | | |
| 2.0×1.25mm | 200Vdc | U2J | | | | | | | | | | | | | | 100pF - 5600pF | p85 |
| | 100Vdc | C0G | | | | | | | | | | | | | | 1000pF - 22000pF | p85 - p86 |
| | | CH | | | | | | | | | | | | | | 1000pF - 22000pF | p86 |
| | 50Vdc | C0G | | | | | | | | | | | | | | 2400pF - 33000pF | p86 |
| | | CH | | | | | | | | | | | | | | 2400pF - 22000pF | p86 |
| | | SL | | | | | | | | | | | | | | 39000pF - 47000pF | p86 |
| | | U2J | | | | | | | | | | | | | | 39000pF - 47000pF | p86 |
| | | UJ | | | | | | | | | | | | | | 39000pF - 47000pF | p86 |
| | 10Vdc | SL | | | | | | | | | | | | | | 33000pF - 0.10μF | p86 - p87 |
| | | U2J | | | | | | | | | | | | | | 33000pF - 0.10μF | p87 |
| UJ | | | | | | | | | | | | | | | 33000pF - 0.10μF | p87 | |
| 3.2×1.6mm | 2000Vdc | U2J | | | | | | | | | | | | | | 10pF - 68pF | p87 |
| | 1000Vdc | C0G | | | | | | | | | | | | | | 10pF - 1000pF | p87 |
| | | U2J | | | | | | | | | | | | | | 10pF - 1000pF | p88 |
| | 630Vdc | C0G | | | | | | | | | | | | | | 10pF - 10000pF | p88 - p89 |
| | | U2J | | | | | | | | | | | | | | 10pF - 4700pF | p89 |
| | 500Vdc | C0G | | | | | | | | | | | | | | 10pF - 1000pF | p89 - p90 |
| | | U2J | | | | | | | | | | | | | | 10pF - 4700pF | p90 |
| | 250Vdc | C0G | | | | | | | | | | | | | | 12000pF - 22000pF | p90 |
| | | U2J | | | | | | | | | | | | | | 6800pF - 10000pF | p90 |
| | 200Vdc | U2J | | | | | | | | | | | | | | 6800pF - 10000pF | p90 |
| | | C0G | | | | | | | | | | | | | | 4300pF - 0.10μF | p90 - p91 |
| | 50Vdc | CH | | | | | | | | | | | | | | 5100pF - 0.10μF | p91 |
| | | C0G | | | | | | | | | | | | | | 11000pF - 0.22μF | p91 |
| | | CH | | | | | | | | | | | | | | 11000pF - 0.10μF | p91 |
| | | SL | | | | | | | | | | | | | | 68000pF - 0.10μF | p91 |
| | | U2J | | | | | | | | | | | | | | 68000pF - 0.10μF | p91 - p92 |
| | 25Vdc | UJ | | | | | | | | | | | | | | 68000pF - 0.10μF | p92 |
| | | C0G | | | | | | | | | | | | | | 0.15μF - 0.22μF | p92 |
| | 3.2×2.5mm | 2000Vdc | U2J | | | | | | | | | | | | | | 82pF - 220pF |
| 1000Vdc | | U2J | | | | | | | | | | | | | | 1200pF - 2200pF | p92 |
| | | C0G | | | | | | | | | | | | | | 33000pF | p92 |
| 630Vdc | | U2J | | | | | | | | | | | | | | 1200pF - 15000pF | p92 |
| | | U2J | | | | | | | | | | | | | | 1200pF - 10000pF | p92 |
| 500Vdc | U2J | | | | | | | | | | | | | | 1200pF - 10000pF | p92 | |
| 4.5×2.0mm | 3150Vdc | U2J | | | | | | | | | | | | | 10pF - 100pF | p92 | |
| 4.5×3.2mm | 1000Vdc | U2J | | | | | | | | | | | | | | 2700pF - 4700pF | p92 |
| | 630Vdc | U2J | | | | | | | | | | | | | | 12000pF - 22000pF | p92 |
| | 500Vdc | U2J | | | | | | | | | | | | | | 12000pF - 22000pF | p92 |
| 5.7×5.0mm | 1000Vdc | U2J | | | | | | | | | | | | | | 5600pF - 10000pF | p92 |
| | 630Vdc | U2J | | | | | | | | | | | | | | 27000pF - 47000pF | p92 |
| | 500Vdc | U2J | | | | | | | | | | | | | | 27000pF - 47000pF | p92 |

GRM Series High Dielectric Constant Type

p00 ← Part Number List JIS: R B EIA: X7R X7S X7T X7U X6S X6T X5R X5S

| L×W | Rated Voltage | TC Code | Capacitance | | | | | | | | | | Capacitance Range | Page | | | |
|--------------|---------------|---------|-------------|---|----|-----|------|------|-----|---|----|-----|-------------------|------|------|------------------|-----------|
| | | | pF | | | | | μF | | | | | | | | | |
| | | | 0.1 | 1 | 10 | 100 | 1000 | 0.01 | 0.1 | 1 | 10 | 100 | | | 1000 | | |
| 0.25×0.125mm | 10Vdc | X5R | | | | | | | | | | | | | | 100pF - 680pF | p93 |
| | 6.3Vdc | X5R | | | | | | | | | | | | | | 1000pF - 10000pF | p93 |
| | 4Vdc | X5R | | | | | | | | | | | | | | 3300pF - 10000pF | p93 |
| 0.4×0.2mm | 16Vdc | X7R | | | | | | | | | | | | | | 56pF - 1000pF | p93 |
| | | X5R | | | | | | | | | | | | | | 680pF - 10000pF | p93 |
| | 10Vdc | X7R | | | | | | | | | | | | | | 56pF - 1000pF | p93 - p94 |
| | | X5R | | | | | | | | | | | | | | 56pF - 0.10μF | p94 |

Continued on the following page. ↗

Capacitance Table

(→ GRM Series High Dielectric Constant Type)

p00 ← Part Number List JIS: R B EIA: X7R X7S X7T X7U X6S X6T X5R X5S

| L×W | Rated Voltage | TC Code | Capacitance | | | | | | | | | | Capacitance Range | Page | | | | |
|------------|---------------|---------|-------------|---|----|-----|------|------|-----|---|----|-----|-------------------|------|------------------|------------------|-----------------|-----------|
| | | | pF | | | | | μF | | | | | | | | | | |
| | | | 0.1 | 1 | 10 | 100 | 1000 | 0.01 | 0.1 | 1 | 10 | 100 | | | 1000 | | | |
| 0.4×0.2mm | 10Vdc | B | | | | | | | | | | | | | | 56pF - 10000pF | p94 - p95 | |
| | 6.3Vdc | X5R | | | | | | | | | | | | | | 680pF - 0.47μF | p95 | |
| | | B | | | | | | | | | | | | | | 680pF - 10000pF | p95 - p96 | |
| | 4Vdc | X6T | | | | | | | | | | | | | | 0.10μF - 0.47μF | p96 | |
| | | X5R | | | | | | | | | | | | | | 15000pF - 0.47μF | p96 | |
| | 2.5Vdc | X7T | | | | | | | | | | | | | | 0.47μF | p96 | |
| X6T | | | | | | | | | | | | | | | 0.10μF - 0.47μF | p96 | | |
| 0.5×0.25mm | 6.3Vdc | X5R | | | | | | | | | | | | | 1.0μF | p96 | | |
| 0.6×0.3mm | 50Vdc | X7R | | | | | | | | | | | | | | 100pF - 1500pF | p96 | |
| | | X5R | | | | | | | | | | | | | | 470pF | p96 | |
| | | B | | | | | | | | | | | | | | 100pF - 1500pF | p96 - p97 | |
| | 35Vdc | X5R | | | | | | | | | | | | | | 0.10μF | p97 | |
| | | 25Vdc | X7R | | | | | | | | | | | | | | 100pF - 10000pF | p97 |
| | | | R | | | | | | | | | | | | | | 100pF - 1500pF | p97 - p98 |
| | | X6S | | | | | | | | | | | | | | 10000pF - 0.10μF | p98 | |
| | | X5R | | | | | | | | | | | | | | 100pF - 0.22μF | p98 | |
| | | B | | | | | | | | | | | | | | 100pF - 10000pF | p98 | |
| | 16Vdc | X7R | | | | | | | | | | | | | | 100pF - 10000pF | p98 - p99 | |
| | | X7S | | | | | | | | | | | | | | 0.10μF | p99 | |
| | | R | | | | | | | | | | | | | | 100pF - 3300pF | p99 | |
| | | X6S | | | | | | | | | | | | | | 0.10μF | p99 | |
| | | X5R | | | | | | | | | | | | | | 2200pF - 2.2μF | p99 - p100 | |
| | | B | | | | | | | | | | | | | | 100pF - 0.10μF | p100 | |
| | 10Vdc | X7R | | | | | | | | | | | | | | 0.10μF | p100 | |
| | | X7R | | | | | | | | | | | | | | 1200pF - 10000pF | p100 - p101 | |
| | | X7S | | | | | | | | | | | | | | 0.10μF | p101 | |
| | | R | | | | | | | | | | | | | | 1200pF - 10000pF | p101 | |
| | | X6S | | | | | | | | | | | | | | 47000pF - 1.0μF | p101 | |
| X5R | | | | | | | | | | | | | | | 1200pF - 2.2μF | p101 - p102 | | |
| B | | | | | | | | | | | | | | | 1000pF - 0.10μF | p102 | | |
| 6.3Vdc | X7R | | | | | | | | | | | | | | 0.10μF | p102 | | |
| | X7R | | | | | | | | | | | | | | 1200pF - 10000pF | p102 - p103 | | |
| | X7S | | | | | | | | | | | | | | 0.10μF | p103 | | |
| | X7T | | | | | | | | | | | | | | 1.0μF | p103 | | |
| | R | | | | | | | | | | | | | | 1200pF - 10000pF | p103 | | |
| | X6S | | | | | | | | | | | | | | 12000pF - 2.2μF | p103 | | |
| | X5R | | | | | | | | | | | | | | 2200pF - 4.7μF | p103 - p104 | | |
| | B | | | | | | | | | | | | | | 1200pF - 0.22μF | p104 | | |
| 4Vdc | X7T | | | | | | | | | | | | | | 1.0μF - 2.2μF | p104 | | |
| | X6S | | | | | | | | | | | | | | 12000pF - 1.0μF | p104 | | |
| | X6T | | | | | | | | | | | | | | 1.0μF | p104 | | |
| | X5R | | | | | | | | | | | | | | 0.22μF - 4.7μF | p104 | | |
| | B | | | | | | | | | | | | | | 0.22μF | p104 | | |
| 2.5Vdc | X7T | | | | | | | | | | | | | | 1.0μF | p104 | | |
| | X6S | | | | | | | | | | | | | | 0.22μF - 4.7μF | p104 | | |
| | X6T | | | | | | | | | | | | | | 2.2μF | p104 | | |
| | X5R | | | | | | | | | | | | | | 4.7μF | p104 | | |
| 1.0×0.5mm | 100Vdc | X7R | | | | | | | | | | | | | | 220pF - 4700pF | p104 - p105 | |
| | | X5R | | | | | | | | | | | | | | 0.10μF | p105 | |
| | 50Vdc | X7R | | | | | | | | | | | | | | 2200pF - 0.10μF | p105 | |
| | | X7S | | | | | | | | | | | | | | 47000pF - 0.10μF | p105 | |
| | | R | | | | | | | | | | | | | | 2200pF - 10000pF | p105 | |
| | 35Vdc | X5R | | | | | | | | | | | | | | 0.10μF - 1.0μF | p105 | |
| B | | | | | | | | | | | | | | | 0.10μF | p105 | | |
| X6S | | | | | | | | | | | | | | | 0.22μF | p105 | | |
| X5R | | | | | | | | | | | | | | | 1.0μF - 2.2μF | p105 | | |

Continued on the following page. ↗

Capacitance Table

(→ GRM Series High Dielectric Constant Type)

p00 ← Part Number List JIS: R B EIA: X7R X7S X7T X7U X6S X6T X5R X5S

| L×W | Rated Voltage | TC Code | Capacitance | | | | | | | | | | Capacitance Range | Page | | | | | | |
|------------|---------------|---------|-------------|---|----|-----|------|------|-----|---|----|-----|-------------------|------|------|--|------------------|--------------|--------------|------|
| | | | pF | | | | | μF | | | | | | | | | | | | |
| | | | 0.1 | 1 | 10 | 100 | 1000 | 0.01 | 0.1 | 1 | 10 | 100 | | | 1000 | | | | | |
| 1.6×0.8mm | 16Vdc | X7R | | | | | | | | | | | | | | | 2.2μF - 4.7μF | p107 | | |
| | 10Vdc | X7R | | | | | | | | | | | | | | | | 2.2μF | p107 | |
| | | X7S | | | | | | | | | | | | | | | | 4.7μF | p107 | |
| | | X7T | | | | | | | | | | | | | | | | 4.7μF - 10μF | p107 | |
| | | X6S | | | | | | | | | | | | | | | | 4.7μF - 10μF | p107 | |
| | | X5R | | | | | | | | | | | | | | | | 10μF - 22μF | p107 | |
| | | B | | | | | | | | | | | | | | | | 10μF | p107 | |
| | | X7R | | | | | | | | | | | | | | | | 4.7μF - 10μF | p107 | |
| | 6.3Vdc | X7R | | | | | | | | | | | | | | | | 2.2μF | p107 | |
| | | X7S | | | | | | | | | | | | | | | | 2.2μF | p107 | |
| | | X7T | | | | | | | | | | | | | | | | 4.7μF - 10μF | p107 | |
| | | X6S | | | | | | | | | | | | | | | | 4.7μF - 22μF | p107 | |
| | | X5R | | | | | | | | | | | | | | | | 10μF - 47μF | p107 - p108 | |
| | | B | | | | | | | | | | | | | | | | 10μF - 22μF | p108 | |
| | 4Vdc | X7S | | | | | | | | | | | | | | | | 2.2μF | p108 | |
| | | X6S | | | | | | | | | | | | | | | | 10μF - 47μF | p108 | |
| | | X5R | | | | | | | | | | | | | | | | 10μF - 47μF | p108 | |
| | | B | | | | | | | | | | | | | | | | 10μF - 22μF | p108 | |
| | 2.5Vdc | X6S | | | | | | | | | | | | | | | | 10μF - 47μF | p108 | |
| | | X5R | | | | | | | | | | | | | | | | 47μF | p108 | |
| | 1.8×1.0mm | 16Vdc | X5R | | | | | | | | | | | | | | | 20μF - 22μF | p108 | |
| 6.3Vdc | | X5R | | | | | | | | | | | | | | | 43μF | p108 | | |
| 2.0×1.25mm | 100Vdc | X7R | | | | | | | | | | | | | | | 47000pF - 0.47μF | p108 | | |
| | | X7S | | | | | | | | | | | | | | | 1.0μF | p108 | | |
| | | 50Vdc | X7R | | | | | | | | | | | | | | | | 0.47μF | p108 |
| | | | X7S | | | | | | | | | | | | | | | | 4.7μF | p108 |
| | | | X6S | | | | | | | | | | | | | | | | 4.7μF | p108 |
| | | | X5R | | | | | | | | | | | | | | | | 4.7μF - 10μF | p108 |
| | | | B | | | | | | | | | | | | | | | | 4.7μF | p108 |
| | X7R | | | | | | | | | | | | | | | | 4.7μF | p108 | | |
| | 35Vdc | X7R | | | | | | | | | | | | | | | | 1.0μF | p108 | |
| | | X7S | | | | | | | | | | | | | | | | 4.7μF | p108 | |
| | | X6S | | | | | | | | | | | | | | | | 4.7μF - 10μF | p108 | |
| | | X5R | | | | | | | | | | | | | | | | 4.7μF - 10μF | p108 | |
| | | X7R | | | | | | | | | | | | | | | | 4.7μF | p108 | |
| | 25Vdc | X7R | | | | | | | | | | | | | | | | 2.2μF | p108 | |
| | | X7S | | | | | | | | | | | | | | | | 2.2μF - 10μF | p108 | |
| | | X6S | | | | | | | | | | | | | | | | 4.7μF - 10μF | p108 | |
| | | X5R | | | | | | | | | | | | | | | | 4.7μF - 22μF | p108 | |
| | | B | | | | | | | | | | | | | | | | 10μF | p108 | |
| | | X7R | | | | | | | | | | | | | | | | 4.7μF - 10μF | p108 | |
| | 16Vdc | X7R | | | | | | | | | | | | | | | | 4.7μF | p108 | |
| | | X7S | | | | | | | | | | | | | | | | 4.7μF - 10μF | p108 | |
| | | X6S | | | | | | | | | | | | | | | | 4.7μF - 22μF | p108 - p109 | |
| | | X5R | | | | | | | | | | | | | | | | 10μF - 22μF | p109 | |
| | | B | | | | | | | | | | | | | | | | 10μF | p109 | |
| | | X7R | | | | | | | | | | | | | | | | 10μF | p109 | |
| | 10Vdc | X7R | | | | | | | | | | | | | | | | 4.7μF - 10μF | p109 | |
| | | X7T | | | | | | | | | | | | | | | | 22μF | p109 | |
| X6S | | | | | | | | | | | | | | | | | 10μF - 22μF | p109 | | |
| X5R | | | | | | | | | | | | | | | | | 22μF - 47μF | p109 | | |
| X7R | | | | | | | | | | | | | | | | | 22μF | p109 | | |
| 6.3Vdc | X7R | | | | | | | | | | | | | | | | 10μF | p109 | | |
| | X7T | | | | | | | | | | | | | | | | 22μF | p109 | | |
| | X5R | | | | | | | | | | | | | | | | 22μF - 100μF | p109 | | |
| | B | | | | | | | | | | | | | | | | 47μF | p109 | | |

Continued on the following page. ↗

Capacitance Table

(→ GRM Series High Dielectric Constant Type)

p00 ← Part Number List JIS: R B EIA: X7R X7S X7T X7U X6S X6T X5R X5S

| L×W | Rated Voltage | TC Code | Capacitance | | | | | | | | | | Capacitance Range | Page | | | |
|------------|---------------|---------|-------------|---|----|-----|------|------|-----|---|----|-----|-------------------|------|-------|---------------|------|
| | | | pF | | | | | μF | | | | | | | | | |
| | | | 0.1 | 1 | 10 | 100 | 1000 | 0.01 | 0.1 | 1 | 10 | 100 | | | 1000 | | |
| 2.0×1.25mm | 6.3Vdc | X7R | | | | | | | | | | | | | | 22μF | p109 |
| | | X7U | | | | | | | | | | | | | | 22μF | p109 |
| | 4Vdc | X6S | | | | | | | | | | | | | | 47μF - 100μF | p109 |
| | | X6T | | | | | | | | | | | | | | 47μF | p109 |
| | | X5R | | | | | | | | | | | | | | 47μF - 100μF | p109 |
| | | B | | | | | | | | | | | | | | 47μF | p109 |
| | | X6S | | | | | | | | | | | | | | 100μF | p109 |
| | 2.5Vdc | X6T | | | | | | | | | | | | | | 47μF | p109 |
| | | X5R | | | | | | | | | | | | | | 100μF | p109 |
| X7S | | | | | | | | | | | | | | | 4.7μF | p109 | |
| 3.2×1.6mm | 100Vdc | X7R | | | | | | | | | | | | | | 4.7μF | p109 |
| | | X7T | | | | | | | | | | | | | | 10μF | p109 |
| | 50Vdc | X5R | | | | | | | | | | | | | | 4.7μF | p109 |
| | | B | | | | | | | | | | | | | | 4.7μF | p109 |
| | | X7R | | | | | | | | | | | | | | 10μF | p109 |
| | | X7S | | | | | | | | | | | | | | 22μF | p109 |
| | 35Vdc | X7T | | | | | | | | | | | | | | 10μF | p109 |
| | | 25Vdc | X6S | | | | | | | | | | | | | 10μF - 22μF | p109 |
| | | | X6T | | | | | | | | | | | | | 22μF | p109 |
| | 16Vdc | X5R | | | | | | | | | | | | | | 22μF - 47μF | p109 |
| | | B | | | | | | | | | | | | | | 22μF | p109 |
| | | X7R | | | | | | | | | | | | | | 22μF | p109 |
| | | X7S | | | | | | | | | | | | | | 22μF | p109 |
| | 10Vdc | X6S | | | | | | | | | | | | | | 47μF | p109 |
| | | X5R | | | | | | | | | | | | | | 47μF - 100μF | p109 |
| | | X7R | | | | | | | | | | | | | | 22μF | p109 |
| | 6.3Vdc | X7S | | | | | | | | | | | | | | 22μF | p109 |
| | | X7U | | | | | | | | | | | | | | 47μF | p109 |
| | | X6T | | | | | | | | | | | | | | 100μF | p109 |
| | | X5R | | | | | | | | | | | | | | 47μF - 220μF | p109 |
| | | X7S | | | | | | | | | | | | | | 22μF | p109 |
| | 4Vdc | X7U | | | | | | | | | | | | | | 47μF - 100μF | p109 |
| | | X6S | | | | | | | | | | | | | | 220μF | p109 |
| | | X6T | | | | | | | | | | | | | | 47μF - 100μF | p109 |
| | | X5R | | | | | | | | | | | | | | 100μF - 220μF | p109 |
| | | X6S | | | | | | | | | | | | | | 220μF | p109 |
| | 2.5Vdc | X5R | | | | | | | | | | | | | | 220μF | p109 |
| X6S | | | | | | | | | | | | | | | 220μF | p109 | |
| 3.2×2.5mm | 100Vdc | X7S | | | | | | | | | | | | | | 10μF | p110 |
| | | X7R | | | | | | | | | | | | | | 22μF | p110 |
| | 25Vdc | X6S | | | | | | | | | | | | | | 22μF | p110 |
| | | X7R | | | | | | | | | | | | | | 22μF | p110 |
| | 16Vdc | X6S | | | | | | | | | | | | | | 47μF | p110 |
| | | X7R | | | | | | | | | | | | | | 47μF | p110 |
| | 10Vdc | X7T | | | | | | | | | | | | | | 47μF | p110 |
| | | X6S | | | | | | | | | | | | | | 47μF | p110 |
| | | X5R | | | | | | | | | | | | | | 100μF | p110 |
| | | X7R | | | | | | | | | | | | | | 47μF | p110 |
| | 6.3Vdc | X7S | | | | | | | | | | | | | | 100μF | p110 |
| | | X7U | | | | | | | | | | | | | | 100μF | p110 |
| | | X5R | | | | | | | | | | | | | | 220μF | p110 |
| | | X7R | | | | | | | | | | | | | | 100μF | p110 |
| | 4Vdc | X7U | | | | | | | | | | | | | | 100μF | p110 |
| | | X6S | | | | | | | | | | | | | | 220μF | p110 |
| | | X5R | | | | | | | | | | | | | | 220μF - 330μF | p110 |
| | | X6S | | | | | | | | | | | | | | 220μF - 330μF | p110 |

Continued on the following page. ↗

Capacitance Table

(→ GRM Series High Dielectric Constant Type)

p00 ← Part Number List JIS: R B EIA: X7R X7S X7T X7U X6S X6T X5R X5S

| L×W | Rated Voltage | TC Code | Capacitance | | | | | | | | | | | Capacitance Range | Page | | | | |
|-----------|---------------|---------|-------------|---|----|-----|------|------|-----|---|----|-----|------|-------------------|------|--|--|-------------------|------|
| | | | pF | | | | | μF | | | | | | | | | | | |
| | | | 0.1 | 1 | 10 | 100 | 1000 | 0.01 | 0.1 | 1 | 10 | 100 | 1000 | | | | | | |
| 3.2×2.5mm | 2.5Vdc | X5R | | | | | | | | | | | | | | | | 330μF | p110 |
| 4.5×3.2mm | 1250Vdc | X7R | | | | | | | | | | | | | | | | 33000pF - 47000pF | p110 |
| | 1000Vdc | X7R | | | | | | | | | | | | | | | | 33000pF - 0.10μF | p110 |
| | 630Vdc | X7R | | | | | | | | | | | | | | | | 68000pF - 0.10μF | p110 |
| | 500Vdc | X7R | | | | | | | | | | | | | | | | 0.15μF - 0.22μF | p110 |
| | 250Vdc | X7R | | | | | | | | | | | | | | | | 0.15μF - 0.47μF | p110 |
| 5.7×5.0mm | 1250Vdc | X7R | | | | | | | | | | | | | | | | 68000pF - 0.10μF | p110 |
| | 1000Vdc | X7R | | | | | | | | | | | | | | | | 68000pF - 0.22μF | p110 |
| | 630Vdc | X7R | | | | | | | | | | | | | | | | 0.15μF - 0.22μF | p110 |
| | 500Vdc | X7R | | | | | | | | | | | | | | | | 0.33μF - 0.47μF | p110 |
| | 250Vdc | X7R | | | | | | | | | | | | | | | | 0.33μF - 1.0μF | p110 |
| | 200Vdc | X7R | | | | | | | | | | | | | | | | 0.33μF - 1.0μF | p110 |

GR3 Series High Dielectric Constant Type

p00 ← Part Number List EIA: X7T

| L×W | Rated Voltage | TC Code | Capacitance | | | | | | | | | | | Capacitance Range | Page | | | | |
|------------|---------------|---------|-------------|---|----|-----|------|------|-----|---|----|-----|------|-------------------|------|--|--|-------------------|------|
| | | | pF | | | | | μF | | | | | | | | | | | |
| | | | 0.1 | 1 | 10 | 100 | 1000 | 0.01 | 0.1 | 1 | 10 | 100 | 1000 | | | | | | |
| 2.0×1.25mm | 250Vdc | X7T | | | | | | | | | | | | | | | | 10000pF - 22000pF | p112 |
| 3.2×1.6mm | 630Vdc | X7T | | | | | | | | | | | | | | | | 10000pF - 15000pF | p112 |
| | 450Vdc | X7T | | | | | | | | | | | | | | | | 10000pF - 47000pF | p112 |
| | 250Vdc | X7T | | | | | | | | | | | | | | | | 33000pF - 68000pF | p112 |
| 3.2×2.5mm | 630Vdc | X7T | | | | | | | | | | | | | | | | 22000pF - 47000pF | p112 |
| | 450Vdc | X7T | | | | | | | | | | | | | | | | 68000pF - 0.10μF | p112 |
| | 250Vdc | X7T | | | | | | | | | | | | | | | | 0.10μF - 0.15μF | p112 |
| 4.5×3.2mm | 630Vdc | X7T | | | | | | | | | | | | | | | | 68000pF | p112 |
| | 450Vdc | X7T | | | | | | | | | | | | | | | | 0.15μF | p112 |
| | 250Vdc | X7T | | | | | | | | | | | | | | | | 0.22μF - 0.33μF | p112 |
| 5.7×5.0mm | 630Vdc | X7T | | | | | | | | | | | | | | | | 0.10μF - 0.22μF | p112 |
| | 450Vdc | X7T | | | | | | | | | | | | | | | | 0.22μF - 0.47μF | p112 |
| | 250Vdc | X7T | | | | | | | | | | | | | | | | 0.47μF - 1.0μF | p112 |

GRJ Series High Dielectric Constant Type

p00 ← Part Number List EIA: X7R X7S X5R

| L×W | Rated Voltage | TC Code | Capacitance | | | | | | | | | | | Capacitance Range | Page | | | | |
|------------|---------------|---------|-------------|---|----|-----|------|------|-----|---|----|-----|------|-------------------|------|--|--|-------------------|------|
| | | | pF | | | | | μF | | | | | | | | | | | |
| | | | 0.1 | 1 | 10 | 100 | 1000 | 0.01 | 0.1 | 1 | 10 | 100 | 1000 | | | | | | |
| 0.6×0.3mm | 10Vdc | X5R | | | | | | | | | | | | | | | | 1.0μF | p114 |
| | 6.3Vdc | X5R | | | | | | | | | | | | | | | | 1.0μF | p114 |
| 1.0×0.5mm | 6.3Vdc | X5R | | | | | | | | | | | | | | | | 10μF | p114 |
| | 1.6×0.8mm | 10Vdc | X5R | | | | | | | | | | | | | | | | 10μF |
| 6.3Vdc | | X7S | | | | | | | | | | | | | | | | 4.7μF | p114 |
| | | X5R | | | | | | | | | | | | | | | | 10μF | p114 |
| 2.0×1.25mm | 100Vdc | X7S | | | | | | | | | | | | | | | | 1.0μF | p114 |
| | 25Vdc | X5R | | | | | | | | | | | | | | | | 10μF | p114 |
| 3.2×1.6mm | 100Vdc | X7S | | | | | | | | | | | | | | | | 4.7μF | p114 |
| | | X7R | | | | | | | | | | | | | | | | 4.7μF | p114 |
| | 50Vdc | X7R | | | | | | | | | | | | | | | | 4.7μF | p114 |
| | | X7S | | | | | | | | | | | | | | | | 4.7μF | p114 |
| 3.2×2.5mm | 25Vdc | X7S | | | | | | | | | | | | | | | | 22μF | p114 |
| | 10Vdc | X7R | | | | | | | | | | | | | | | | 47μF | p114 |
| 4.5×3.2mm | 1000Vdc | X7R | | | | | | | | | | | | | | | | 33000pF - 47000pF | p114 |

Continued on the following page. ↗

Capacitance Table

(→ GRJ Series High Dielectric Constant Type)

p00 ← Part Number List EIA: X7R X7S X5R

| L×W | Rated Voltage | TC Code | Capacitance | | | | | | | | | | | | Capacitance Range | Page | | | |
|-----------|---------------|---------|-------------|---|----|-----|------|------|-----|---|----|-----|------|--|-------------------|------|--|------------------|------|
| | | | pF | | | | | μF | | | | | | | | | | | |
| | | | 0.1 | 1 | 10 | 100 | 1000 | 0.01 | 0.1 | 1 | 10 | 100 | 1000 | | | | | | |
| 4.5×3.2mm | 630Vdc | X7R | | | | | | | | | | | | | | | | 68000pF - 0.10μF | p114 |
| | 250Vdc | X7R | | | | | | | | | | | | | | | | 0.15μF - 0.47μF | p114 |
| 5.7×5.0mm | 1000Vdc | X7R | | | | | | | | | | | | | | | | 68000pF - 0.10μF | p114 |
| | 630Vdc | X7R | | | | | | | | | | | | | | | | 0.15μF - 0.22μF | p114 |
| | 250Vdc | X7R | | | | | | | | | | | | | | | | 0.33μF - 1.0μF | p114 |

GR4 Series Temperature Compensating Type

p00 ← Part Number List EIA: U2J

| L×W | Rated Voltage | TC Code | Capacitance | | | | | | | | | | | | Capacitance Range | Page | | | |
|-----------|---------------|---------|-------------|---|----|-----|------|------|-----|---|----|-----|------|--|-------------------|------|--|------------------|------|
| | | | pF | | | | | μF | | | | | | | | | | | |
| | | | 0.1 | 1 | 10 | 100 | 1000 | 0.01 | 0.1 | 1 | 10 | 100 | 1000 | | | | | | |
| 3.2×1.6mm | 630Vdc | U2J | | | | | | | | | | | | | | | | 1000pF - 4700pF | p116 |
| 3.2×2.5mm | 630Vdc | U2J | | | | | | | | | | | | | | | | 5600pF - 15000pF | p116 |

GR4 Series High Dielectric Constant Type

p00 ← Part Number List EIA: X7R

| L×W | Rated Voltage | TC Code | Capacitance | | | | | | | | | | | | Capacitance Range | Page | | | |
|-----------|---------------|---------|-------------|---|----|-----|------|------|-----|---|----|-----|------|--|-------------------|------|--|-----------------|------|
| | | | pF | | | | | μF | | | | | | | | | | | |
| | | | 0.1 | 1 | 10 | 100 | 1000 | 0.01 | 0.1 | 1 | 10 | 100 | 1000 | | | | | | |
| 4.5×2.0mm | 2000Vdc | X7R | | | | | | | | | | | | | | | | 100pF - 1500pF | p117 |
| 4.5×3.2mm | 2000Vdc | X7R | | | | | | | | | | | | | | | | 1800pF - 4700pF | p117 |
| 5.7×5.0mm | 2000Vdc | X7R | | | | | | | | | | | | | | | | 10000pF | p117 |

GJM Series Temperature Compensating Type

p00 ← Part Number List JIS: CK CJ CH CG EIA: COG Murata Temperature Characteristic: X8G

| L×W | Rated Voltage | TC Code | Capacitance | | | | | | | | | | | | Capacitance Range | Page | | | | |
|-----------|---------------|---------|-------------|---|----|-----|------|------|-----|---|----|-----|------|--|-------------------|------|--|----------------|----------------|-------------|
| | | | pF | | | | | μF | | | | | | | | | | | | |
| | | | 0.1 | 1 | 10 | 100 | 1000 | 0.01 | 0.1 | 1 | 10 | 100 | 1000 | | | | | | | |
| 0.4×0.2mm | 25Vdc | COG | | | | | | | | | | | | | | | | 0.20pF - 22pF | p119 - p122 | |
| | | CH | | | | | | | | | | | | | | | | 4.0pF - 22pF | p122 - p124 | |
| | | CJ | | | | | | | | | | | | | | | | 2.1pF - 3.9pF | p124 - p125 | |
| | | CK | | | | | | | | | | | | | | | | 0.20pF - 2.0pF | p125 | |
| | | X8G | | | | | | | | | | | | | | | | 0.20pF - 22pF | p125 - p129 | |
| | 16Vdc | COG | | | | | | | | | | | | | | | | | 0.20pF - 22pF | p129 - p132 |
| | | CH | | | | | | | | | | | | | | | | | 4.0pF - 22pF | p132 - p134 |
| | | CJ | | | | | | | | | | | | | | | | | 2.1pF - 3.9pF | p134 - p135 |
| | | CK | | | | | | | | | | | | | | | | | 0.20pF - 2.0pF | p135 |
| | | X8G | | | | | | | | | | | | | | | | | 0.30pF - 15pF | p135 - p138 |
| 0.6×0.3mm | 100Vdc | COG | | | | | | | | | | | | | | | | 0.30pF - 15pF | p138 - p141 | |
| | | CH | | | | | | | | | | | | | | | | 4.0pF - 15pF | p141 | |
| | | CJ | | | | | | | | | | | | | | | | 2.1pF - 3.9pF | p141 | |
| | | CK | | | | | | | | | | | | | | | | 0.30pF - 2.0pF | p141 - p145 | |
| | | X8G | | | | | | | | | | | | | | | | 0.30pF - 15pF | p145 - p148 | |
| | | COG | | | | | | | | | | | | | | | | 0.20pF - 15pF | p148 - p149 | |
| | | CH | | | | | | | | | | | | | | | | 4.0pF - 6.8pF | p149 | |
| | 50Vdc | CJ | | | | | | | | | | | | | | | | 2.2pF - 3.9pF | p149 | |
| | | CK | | | | | | | | | | | | | | | | 0.20pF - 2.0pF | p149 - p152 | |
| | | COG | | | | | | | | | | | | | | | | 0.20pF - 33pF | p152 - p155 | |
| | | CH | | | | | | | | | | | | | | | | 4.0pF - 33pF | p155 | |
| | | CJ | | | | | | | | | | | | | | | | 2.1pF - 3.9pF | p155 - p156 | |
| | | CK | | | | | | | | | | | | | | | | 0.20pF - 2.0pF | | |
| | | X8G | | | | | | | | | | | | | | | | 0.20pF - 2.0pF | | |

Continued on the following page. ↗

Capacitance Table

(→ GJM Series Temperature Compensating Type)

p00 ← Part Number List JIS: **CK** **CJ** **CH** **CG** EIA: **COG** Murata Temperature Characteristic: **X8G**

| L×W | Rated Voltage | TC Code | Capacitance | | | | | | | | | | Capacitance Range | Page | | | |
|-----------|---------------|---------|-------------|---|----|-----|------|------|-----|---|----|-----|-------------------|------|------|----------------|-------------|
| | | | pF | | | | | μF | | | | | | | | | |
| | | | 0.1 | 1 | 10 | 100 | 1000 | 0.01 | 0.1 | 1 | 10 | 100 | | | 1000 | | |
| 0.6×0.3mm | 6.3Vdc | COG | | | | | | | | | | | | | | 22pF - 33pF | p156 |
| | | CH | | | | | | | | | | | | | | 22pF - 33pF | p156 |
| 1.0×0.5mm | 50Vdc | COG | | | | | | | | | | | | | | 0.10pF - 47pF | p156 - p162 |
| | | CG | | | | | | | | | | | | | | 0.10pF - 47pF | p162 - p167 |
| | | CH | | | | | | | | | | | | | | 0.10pF - 47pF | p167 - p173 |
| | | CJ | | | | | | | | | | | | | | 2.1pF - 3.9pF | p173 - p174 |
| | | CK | | | | | | | | | | | | | | 0.10pF - 2.0pF | p174 - p175 |
| | | | | | | | | | | | | | | | | | |

GQM Series High Dielectric Constant Type

p00 ← Part Number List JIS: **CH** EIA: **COG** Murata Temperature Characteristic: **X8G**

| L×W | Rated Voltage | TC Code | Capacitance | | | | | | | | | | Capacitance Range | Page | | | |
|------------|---------------|---------|-------------|---|----|-----|------|------|-----|---|----|-----|-------------------|------|----------------|----------------|-------------|
| | | | pF | | | | | μF | | | | | | | | | |
| | | | 0.1 | 1 | 10 | 100 | 1000 | 0.01 | 0.1 | 1 | 10 | 100 | | | 1000 | | |
| 1.0×0.5mm | 200Vdc | COG | | | | | | | | | | | | | | 0.10pF - 33pF | p177 - p180 |
| | | X8G | | | | | | | | | | | | | | 0.10pF - 33pF | p180 - p183 |
| 1.6×0.8mm | 250Vdc | COG | | | | | | | | | | | | | | 0.10pF - 100pF | p183 - p187 |
| | | CH | | | | | | | | | | | | | | 11pF - 47pF | p187 - p188 |
| | | X8G | | | | | | | | | | | | | | 0.10pF - 30pF | p188 - p191 |
| 2.0×1.25mm | 500Vdc | X8G | | | | | | | | | | | | | | 0.20pF - 22pF | p191 - p195 |
| | | COG | | | | | | | | | | | | | | 0.20pF - 150pF | p195 - p199 |
| | 250Vdc | X8G | | | | | | | | | | | | | | 0.20pF - 82pF | p199 - p204 |
| 2.8×2.8mm | 500Vdc | COG | | | | | | | | | | | | | 0.30pF - 100pF | p204 - p208 | |

GA2 Series High Dielectric Constant Type

p00 ← Part Number List EIA: **X7R**

| L×W | Rated Voltage | TC Code | Capacitance | | | | | | | | | | Capacitance Range | Page | | | |
|-----------|----------------|---------|-------------|---|----|-----|------|------|-----|---|----|-----|-------------------|------|------|------------------|------|
| | | | pF | | | | | μF | | | | | | | | | |
| | | | 0.1 | 1 | 10 | 100 | 1000 | 0.01 | 0.1 | 1 | 10 | 100 | | | 1000 | | |
| 4.5×2.0mm | 250Vac(r.m.s.) | X7R | | | | | | | | | | | | | | 470pF - 1000pF | p210 |
| 4.5×3.2mm | 250Vac(r.m.s.) | X7R | | | | | | | | | | | | | | 2200pF - 47000pF | p210 |
| 5.7×5.0mm | 250Vac(r.m.s.) | X7R | | | | | | | | | | | | | | 0.10μF | p210 |

GA3 Series Type GB High Dielectric Constant Type

p00 ← Part Number List EIA: **X7R**

| L×W | Rated Voltage | TC Code | Capacitance | | | | | | | | | | Capacitance Range | Page | | | |
|-----------|----------------|---------|-------------|---|----|-----|------|------|-----|---|----|-----|-------------------|------|------|-------------------|------|
| | | | pF | | | | | μF | | | | | | | | | |
| | | | 0.1 | 1 | 10 | 100 | 1000 | 0.01 | 0.1 | 1 | 10 | 100 | | | 1000 | | |
| 5.7×5.0mm | 250Vac(r.m.s.) | X7R | | | | | | | | | | | | | | 10000pF - 56000pF | p213 |

GA3 Series Type GD Temperature Compensating Type

p00 ← Part Number List JIS: **SL**

| L×W | Rated Voltage | TC Code | Capacitance | | | | | | | | | | Capacitance Range | Page | | | |
|-----------|----------------|---------|-------------|---|----|-----|------|------|-----|---|----|-----|-------------------|------|------|-------------|------|
| | | | pF | | | | | μF | | | | | | | | | |
| | | | 0.1 | 1 | 10 | 100 | 1000 | 0.01 | 0.1 | 1 | 10 | 100 | | | 1000 | | |
| 4.5×2.0mm | 250Vac(r.m.s.) | SL | | | | | | | | | | | | | | 10pF - 82pF | p215 |

Capacitance Table

(→ LLL Series High Dielectric Constant Type)

p00 ← Part Number List EIA: X7R X7S X7T X6S X6T X5R

| L×W | Rated Voltage | TC Code | Capacitance | | | | | | | | | | | | Capacitance Range | Page | | | | |
|-----------|---------------|---------|-------------|---|----|-----|------|------|-----|---|----|-----|------|--|-------------------|------|--|------------------|---------------|------|
| | | | pF | | | | | μF | | | | | | | | | | | | |
| | | | 0.1 | 1 | 10 | 100 | 1000 | 0.01 | 0.1 | 1 | 10 | 100 | 1000 | | | | | | | |
| 1.6×3.2mm | 25Vdc | X7R | | | | | | | | | | | | | | | | 22000pF - 0.47μF | p222 | |
| | 16Vdc | X7R | | | | | | | | | | | | | | | | 22000pF - 1.0μF | p222 - p223 | |
| | 10Vdc | X7R | | | | | | | | | | | | | | | | 0.47μF - 2.2μF | p223 | |
| | 6.3Vdc | X7R | | | | | | | | | | | | | | | | | 2.2μF - 4.7μF | p223 |
| | | X5R | | | | | | | | | | | | | | | | | 10μF | p223 |

LLA Series High Dielectric Constant Type

p00 ← Part Number List EIA: X7R X7S X5R

| L×W | Rated Voltage | TC Code | Capacitance | | | | | | | | | | | | Capacitance Range | Page | | | | |
|------------|---------------|---------|-------------|---|----|-----|------|------|-----|---|----|-----|------|--|-------------------|------|--|-------------------|----------------|------|
| | | | pF | | | | | μF | | | | | | | | | | | | |
| | | | 0.1 | 1 | 10 | 100 | 1000 | 0.01 | 0.1 | 1 | 10 | 100 | 1000 | | | | | | | |
| 1.6×0.8mm | 4Vdc | X7S | | | | | | | | | | | | | | | | 0.10μF - 2.2μF | p225 | |
| 2.0×1.25mm | 25Vdc | X7R | | | | | | | | | | | | | | | | 10000pF - 47000pF | p225 | |
| | 16Vdc | X7R | | | | | | | | | | | | | | | | 47000pF - 0.22μF | p225 | |
| | 10Vdc | X7R | | | | | | | | | | | | | | | | 47000pF - 0.47μF | p225 | |
| | 6.3Vdc | X7R | | | | | | | | | | | | | | | | | 0.22μF - 1.0μF | p225 |
| | | X5R | | | | | | | | | | | | | | | | | 1.0μF | p225 |
| 4Vdc | X7R | | | | | | | | | | | | | | | | | 22000pF - 1.0μF | p225 | |
| | | X7S | | | | | | | | | | | | | | | | 1.0μF - 4.7μF | p225 | |

LLM Series High Dielectric Constant Type

p00 ← Part Number List EIA: X7R X7S

| L×W | Rated Voltage | TC Code | Capacitance | | | | | | | | | | | | Capacitance Range | Page | | | |
|------------|---------------|---------|-------------|---|----|-----|------|------|-----|---|----|-----|------|--|-------------------|------|--|-------------------|------|
| | | | pF | | | | | μF | | | | | | | | | | | |
| | | | 0.1 | 1 | 10 | 100 | 1000 | 0.01 | 0.1 | 1 | 10 | 100 | 1000 | | | | | | |
| 2.0×1.25mm | 25Vdc | X7R | | | | | | | | | | | | | | | | 10000pF - 22000pF | p227 |
| | 16Vdc | X7R | | | | | | | | | | | | | | | | 47000pF - 0.10μF | p227 |
| | 6.3Vdc | X7R | | | | | | | | | | | | | | | | 0.22μF - 0.47μF | p227 |
| | 4Vdc | X7S | | | | | | | | | | | | | | | | 1.0μF | p227 |

LLR Series High Dielectric Constant Type

p00 ← Part Number List EIA: X7S

| L×W | Rated Voltage | TC Code | ESR (mΩ) | | | | Capacitance Range | Page |
|-----------|---------------|---------|----------|-----|-----|------|-------------------|------|
| | | | 100 | 220 | 470 | 1000 | | |
| 0.8×1.6mm | 4Vdc | X7S | | | | | 1.0μF | p229 |

NFM Series

p00 ← Part Number List

| L×W | Rated Voltage | TC Code | Capacitance | | | | | | | | | | | | Capacitance Range | Page | | | |
|-----------|---------------|---------|-------------|---|----|-----|------|------|-----|---|----|-----|------|--|-------------------|------|--|------------------|------|
| | | | pF | | | | | μF | | | | | | | | | | | |
| | | | 0.1 | 1 | 10 | 100 | 1000 | 0.01 | 0.1 | 1 | 10 | 100 | 1000 | | | | | | |
| 1.0×0.5mm | 16Vdc | - | | | | | | | | | | | | | | | | 2200pF - 47000pF | p232 |
| | 10Vdc | - | | | | | | | | | | | | | | | | 2200pF - 0.22μF | p232 |
| | 6.3Vdc | - | | | | | | | | | | | | | | | | 0.10μF - 1.0μF | p232 |
| | 4Vdc | - | | | | | | | | | | | | | | | | 0.47μF - 14μF | p232 |
| | 2.5Vdc | - | | | | | | | | | | | | | | | | 4.3μF - 9.1μF | p232 |
| 1.2×0.9mm | 4Vdc | - | | | | | | | | | | | | | | | | 15μF - 22μF | p232 |
| | 2.5Vdc | - | | | | | | | | | | | | | | | | 22μF | p232 |

Continued on the following page. ↗

Capacitance Table

(→ NFM Series)

p00 ← Part Number List

| L×W | Rated Voltage | TC Code | Capacitance | | | | | | | | | | | | Capacitance Range | Page | | |
|------------|---------------|---------|-------------|---|----|-----|------|------|-----|---|----|-----|------|--|-------------------|------|------------------|-------------|
| | | | pF | | | | | μF | | | | | | | | | | |
| | | | 0.1 | 1 | 10 | 100 | 1000 | 0.01 | 0.1 | 1 | 10 | 100 | 1000 | | | | | |
| 1.6×0.8mm | 16Vdc | - | | | | | | | | | | | | | | | 100pF - 0.10μF | p232 |
| | 10Vdc | - | | | | | | | | | | | | | | | 2.2μF | p232 |
| | 6.3Vdc | - | | | | | | | | | | | | | | | 0.22μF - 10μF | p232 |
| 2.0×1.25mm | 50Vdc | - | | | | | | | | | | | | | | | 220pF - 2200pF | p232 |
| | 25Vdc | - | | | | | | | | | | | | | | | 0.10μF | p232 |
| | 16Vdc | - | | | | | | | | | | | | | | | 0.22μF - 1.0μF | p232 |
| | 10Vdc | - | | | | | | | | | | | | | | | 1.0μF - 4.7μF | p232 |
| 3.2×1.25mm | 50Vdc | - | | | | | | | | | | | | | | | 220pF - 2200pF | p232 |
| | 6.3Vdc | - | | | | | | | | | | | | | | | 2.2μF - 10μF | p232 |
| 3.2×1.6mm | 100Vdc | - | | | | | | | | | | | | | | | 10000pF - 0.10μF | p232 |
| | 50Vdc | - | | | | | | | | | | | | | | | 10000pF - 0.10μF | p232 |
| | 6.3Vdc | - | | | | | | | | | | | | | | | 27μF | p232 |
| 4.5×1.6mm | 100Vdc | - | | | | | | | | | | | | | | | 470pF - 22000pF | p232 - p233 |
| | 50Vdc | - | | | | | | | | | | | | | | | 1.5μF | p233 |
| | 25Vdc | - | | | | | | | | | | | | | | | 1.5μF | p233 |

GJ4 Series High Dielectric Constant Type

p00 ← Part Number List

JIS: R

EIA: X6S

| L×W | Rated Voltage | TC Code | Capacitance | | | | | | | | | | | | Capacitance Range | Page | | |
|------------|---------------|---------|-------------|---|----|-----|------|------|-----|---|----|-----|------|--|-------------------|--------|-----------------|------|
| | | | pF | | | | | μF | | | | | | | | | | |
| | | | 0.1 | 1 | 10 | 100 | 1000 | 0.01 | 0.1 | 1 | 10 | 100 | 1000 | | | | | |
| 2.0×1.25mm | 25Vdc | X6S | | | | | | | | | | | | | | | 0.10μF - 0.33μF | p236 |
| 3.2×1.6mm | 100Vdc | X6S | | | | | | | | | | | | | | | 0.10μF | p236 |
| | | R | | | | | | | | | | | | | | 0.10μF | p236 | |
| | 25Vdc | X6S | | | | | | | | | | | | | | | 0.47μF - 1.0μF | p236 |

ZRA Series High Dielectric Constant Type

p00 ← Part Number List

EIA: X5R

| L×W | Rated Voltage | TC Code | Capacitance | | | | | | | | | | | | Capacitance Range | Page | | |
|------------|---------------|---------|-------------|---|----|-----|------|------|-----|---|----|-----|------|--|-------------------|------|------|------|
| | | | pF | | | | | μF | | | | | | | | | | |
| | | | 0.1 | 1 | 10 | 100 | 1000 | 0.01 | 0.1 | 1 | 10 | 100 | 1000 | | | | | |
| 2.4×1.65mm | 25Vdc | X5R | | | | | | | | | | | | | | | 22μF | p238 |
| | 16Vdc | X5R | | | | | | | | | | | | | | | 22μF | p238 |
| | 6.3Vdc | X5R | | | | | | | | | | | | | | | 47μF | p238 |
| | 4Vdc | X5R | | | | | | | | | | | | | | | 47μF | p238 |

ZRB Series High Dielectric Constant Type

p00 ← Part Number List

EIA: X7T

X6S

X5R

| L×W | Rated Voltage | TC Code | Capacitance | | | | | | | | | | | | Capacitance Range | Page | | |
|-----------|---------------|---------|-------------|---|----|-----|------|------|-----|---|----|-----|------|--|-------------------|------|--------------|------|
| | | | pF | | | | | μF | | | | | | | | | | |
| | | | 0.1 | 1 | 10 | 100 | 1000 | 0.01 | 0.1 | 1 | 10 | 100 | 1000 | | | | | |
| 1.0×0.5mm | 25Vdc | X5R | | | | | | | | | | | | | | | 2.2μF | p240 |
| | | X6S | | | | | | | | | | | | | | | 2.2μF | p240 |
| | 10Vdc | X5R | | | | | | | | | | | | | | | 2.2μF | p240 |
| | | X6S | | | | | | | | | | | | | | | 2.2μF | p240 |
| | | X5R | | | | | | | | | | | | | | | 2.2μF - 10μF | p240 |
| 1.6×0.8mm | 6.3Vdc | X5R | | | | | | | | | | | | | | | 4.7μF - 10μF | p240 |
| | 35Vdc | X5R | | | | | | | | | | | | | | | 4.7μF | p240 |
| | | X6S | | | | | | | | | | | | | | | 4.7μF | p240 |
| 25Vdc | X6S | | | | | | | | | | | | | | | | 10μF | p240 |
| | X5R | | | | | | | | | | | | | | | | 10μF | p240 |

Continued on the following page. ↗

Capacitance Table

(→ ZRB Series High Dielectric Constant Type)

p00 ← Part Number List EIA: X7T X6S X5R

| L×W | Rated Voltage | TC Code | Capacitance | | | | | | | | | | Capacitance Range | Page | | | | |
|-----------|---------------|---------|-------------|---|----|-----|------|------|-----|---|----|-----|-------------------|------|------|-------------|-------------|------|
| | | | pF | | | | | μF | | | | | | | | | | |
| | | | 0.1 | 1 | 10 | 100 | 1000 | 0.01 | 0.1 | 1 | 10 | 100 | | | 1000 | | | |
| 1.6×0.8mm | 16Vdc | X6S | | | | | | | | | | | | | | 10μF | p240 | |
| | | X5R | | | | | | | | | | | | | | | 10μF | p240 |
| | 10Vdc | X7T | | | | | | | | | | | | | | | 10μF | p240 |
| | | X6S | | | | | | | | | | | | | | | 10μF | p240 |
| | | X5R | | | | | | | | | | | | | | | 10μF - 22μF | p240 |
| | 6.3Vdc | X6S | | | | | | | | | | | | | | | 10μF - 22μF | p240 |
| X5R | | | | | | | | | | | | | | | | 22μF - 47μF | p240 | |
| 4Vdc | X6S | | | | | | | | | | | | | | | 22μF | p240 | |
| | X5R | | | | | | | | | | | | | | | 22μF | p240 | |

KRM Series Temperature Compensating Type

p00 ← Part Number List EIA: COG U2J

| L×W | Rated Voltage | TC Code | Capacitance | | | | | | | | | | Capacitance Range | Page | | | |
|-----------|---------------|---------|-------------|---|----|-----|------|------|-----|---|----|-----|-------------------|------|------|-------------------|------|
| | | | pF | | | | | μF | | | | | | | | | |
| | | | 0.1 | 1 | 10 | 100 | 1000 | 0.01 | 0.1 | 1 | 10 | 100 | | | 1000 | | |
| 6.1×5.1mm | 1250Vdc | U2J | | | | | | | | | | | | | | 8200pF - 10000pF | p243 |
| | 1000Vdc | U2J | | | | | | | | | | | | | | 8200pF - 0.020μF | p243 |
| | 630Vdc | COG | | | | | | | | | | | | | | 0.015μF - 0.054μF | p243 |
| | | U2J | | | | | | | | | | | | | | 33000pF - 94000pF | p243 |

KRM Series High Dielectric Constant Type

p00 ← Part Number List EIA: X7R X7S X6S X5R

| L×W | Rated Voltage | TC Code | Capacitance | | | | | | | | | | Capacitance Range | Page | | | |
|------------|---------------|---------|-------------|---|----|-----|------|------|-----|---|----|-----|-------------------|------|-------|------------------|-------------|
| | | | pF | | | | | μF | | | | | | | | | |
| | | | 0.1 | 1 | 10 | 100 | 1000 | 0.01 | 0.1 | 1 | 10 | 100 | | | 1000 | | |
| 2.2×1.25mm | 25Vdc | X7S | | | | | | | | | | | | | | 10μF | p244 |
| | | X6S | | | | | | | | | | | | | | 10μF | p244 |
| | | X5R | | | | | | | | | | | | | | 10μF - 22μF | p244 |
| 3.5×1.7mm | 16Vdc | X5R | | | | | | | | | | | | | | 10μF | p244 |
| | 100Vdc | X7R | | | | | | | | | | | | | | 1.0μF | p244 |
| | | X7R | | | | | | | | | | | | | | 4.7μF | p244 |
| | 35Vdc | X6S | | | | | | | | | | | | | | 10μF | p244 |
| | 25Vdc | X6S | | | | | | | | | | | | | | | 10μF |
| X5R | | | | | | | | | | | | | | | | 10μF | p244 |
| 3.6×1.7mm | 50Vdc | X7R | | | | | | | | | | | | | 2.2μF | p244 | |
| 3.7×1.85mm | 100Vdc | X7R | | | | | | | | | | | | | 2.2μF | p244 | |
| 6.1×5.3mm | 1000Vdc | X7R | | | | | | | | | | | | | | 68000pF - 0.22μF | p244 |
| | 630Vdc | X7R | | | | | | | | | | | | | | 0.15μF - 0.47μF | p244 |
| | 450Vdc | X7R | | | | | | | | | | | | | | 0.33μF - 1.0μF | p244 |
| | 250Vdc | X7R | | | | | | | | | | | | | | 0.68μF - 2.2μF | p244 |
| | 100Vdc | X7R | | | | | | | | | | | | | | 4.7μF - 22μF | p244 |
| | 63Vdc | X7R | | | | | | | | | | | | | | 4.7μF - 22μF | p244 |
| | 50Vdc | X7R | | | | | | | | | | | | | | 4.7μF - 33μF | p244 |
| | 35Vdc | X7R | | | | | | | | | | | | | | 10μF - 47μF | p244 |
| | 25Vdc | X7R | | | | | | | | | | | | | | | 15μF - 68μF |
| X7S | | | | | | | | | | | | | | | | 47μF - 100μF | p244 |

Capacitance Table

KR3 Series High Dielectric Constant Type

p00 ← Part Number List EIA: X7T

| L×W | Rated Voltage | TC Code | Capacitance | | | | | | | | | | | Capacitance Range | Page | | | | |
|-----------|---------------|---------|-------------|---|----|-----|------|------|-----|---|----|-----|------|-------------------|------|--|--|-----------------|------|
| | | | pF | | | | | μF | | | | | | | | | | | |
| | | | 0.1 | 1 | 10 | 100 | 1000 | 0.01 | 0.1 | 1 | 10 | 100 | 1000 | | | | | | |
| 6.1×5.3mm | 630Vdc | X7T | | | | | | | | | | | | | | | | 0.10μF - 0.56μF | p247 |
| | 450Vdc | X7T | | | | | | | | | | | | | | | | 0.22μF - 1.2μF | p247 |
| | 250Vdc | X7T | | | | | | | | | | | | | | | | 0.47μF - 2.2μF | p247 |

GMA Series High Dielectric Constant Type

p00 ← Part Number List JIS: R B EIA: X7R X6S X5R

| L×W | Rated Voltage | TC Code | Capacitance | | | | | | | | | | | Capacitance Range | Page | | | | | |
|-------------|---------------|---------|-------------|---|----|-----|------|------|-----|---|----|-----|------|-------------------|------|------------------|------|-------------------|------------------|------|
| | | | pF | | | | | μF | | | | | | | | | | | | |
| | | | 0.1 | 1 | 10 | 100 | 1000 | 0.01 | 0.1 | 1 | 10 | 100 | 1000 | | | | | | | |
| 0.38×0.38mm | 10Vdc | X7R | | | | | | | | | | | | | | | | 820pF - 10000pF | p250 | |
| | | R | | | | | | | | | | | | | | | | 820pF - 10000pF | p250 | |
| | | B | | | | | | | | | | | | | | | | 820pF - 10000pF | p250 | |
| | 6.3Vdc | X7R | | | | | | | | | | | | | | | | 10000pF | p250 | |
| | | R | | | | | | | | | | | | | | | | 10000pF | p250 | |
| | | B | | | | | | | | | | | | | | | | 10000pF | p250 | |
| 0.5×0.5mm | 100Vdc | X7R | | | | | | | | | | | | | | | | 100pF - 1000pF | p250 | |
| | | R | | | | | | | | | | | | | | | | 100pF - 1000pF | p250 | |
| | | B | | | | | | | | | | | | | | | | 100pF - 1000pF | p250 | |
| | 50Vdc | X7R | | | | | | | | | | | | | | | | 100pF - 1000pF | p250 | |
| | | R | | | | | | | | | | | | | | | | 100pF - 1000pF | p250 | |
| | | B | | | | | | | | | | | | | | | | 100pF - 1000pF | p250 | |
| | 25Vdc | X7R | | | | | | | | | | | | | | | | 1500pF - 4700pF | p250 | |
| | | B | | | | | | | | | | | | | | | | 1500pF - 4700pF | p250 | |
| | 16Vdc | X7R | | | | | | | | | | | | | | | | 430pF - 4700pF | p250 | |
| | | R | | | | | | | | | | | | | | | | 430pF - 4700pF | p250 | |
| | | B | | | | | | | | | | | | | | | | 430pF - 4700pF | p250 - p251 | |
| | 10Vdc | X7R | | | | | | | | | | | | | | | | 6800pF - 22000pF | p251 | |
| | | | R | | | | | | | | | | | | | | | 6800pF - 22000pF | p251 | |
| | | | B | | | | | | | | | | | | | | | 6800pF - 22000pF | p251 | |
| | | 6.3Vdc | X7R | | | | | | | | | | | | | | | | 6800pF - 22000pF | p251 |
| | | | R | | | | | | | | | | | | | | | | 6800pF - 22000pF | p251 |
| | | | X6S | | | | | | | | | | | | | | | | 47000pF - 0.10μF | p251 |
| | X5R | | | | | | | | | | | | | | | | | 47000pF - 0.10μF | p251 | |
| B | | | | | | | | | | | | | | | | 6800pF - 0.10μF | p251 | | | |
| 0.8×0.8mm | 100Vdc | X7R | | | | | | | | | | | | | | | | 330pF - 6800pF | p251 | |
| | | R | | | | | | | | | | | | | | | | 330pF - 6800pF | p251 | |
| | | B | | | | | | | | | | | | | | | | 330pF - 6800pF | p251 | |
| | 50Vdc | X7R | | | | | | | | | | | | | | | | 330pF - 6800pF | p251 | |
| | | R | | | | | | | | | | | | | | | | 330pF - 6800pF | p251 | |
| | | B | | | | | | | | | | | | | | | | 330pF - 6800pF | p251 | |
| | 25Vdc | X7R | | | | | | | | | | | | | | | | 10000pF - 22000pF | p251 | |
| | | B | | | | | | | | | | | | | | | | 10000pF - 22000pF | p251 - p252 | |
| | 16Vdc | X7R | | | | | | | | | | | | | | | | 1000pF - 22000pF | p252 | |
| | | R | | | | | | | | | | | | | | | | 1000pF - 22000pF | p252 | |
| | | B | | | | | | | | | | | | | | | | 1000pF - 22000pF | p252 | |
| | 10Vdc | X7R | | | | | | | | | | | | | | | | 33000pF - 0.10μF | p252 | |
| | | | R | | | | | | | | | | | | | | | 33000pF - 0.10μF | p252 | |
| | | | B | | | | | | | | | | | | | | | 33000pF - 0.10μF | p252 | |
| | | 6.3Vdc | X7R | | | | | | | | | | | | | | | | 33000pF - 0.10μF | p252 |
| | | | R | | | | | | | | | | | | | | | | 33000pF - 0.10μF | p252 |
| | | | X6S | | | | | | | | | | | | | | | | 0.47μF | p252 |
| | X5R | | | | | | | | | | | | | | | | | 0.47μF | p252 | |
| B | | | | | | | | | | | | | | | | 33000pF - 0.47μF | p252 | | | |

Capacitance Table

GMD Series High Dielectric Constant Type

p00 ← Part Number List JIS: R B EIA: X7R X5R

| L×W | Rated Voltage | TC Code | Capacitance | | | | | | | | | | | | Capacitance Range | Page | | | |
|-----------|---------------|---------|-------------|---|----|-----|------|------|-----|---|----|-----|------|--|-------------------|------|----------------|------------------|-------------|
| | | | pF | | | | | | μF | | | | | | | | | | |
| | | | 0.1 | 1 | 10 | 100 | 1000 | 0.01 | 0.1 | 1 | 10 | 100 | 1000 | | | | | | |
| 0.6×0.3mm | 25Vdc | X7R | | | | | | | | | | | | | | | 100pF - 1500pF | p254 | |
| | | R | | | | | | | | | | | | | | | | 100pF - 1500pF | p254 |
| | | B | | | | | | | | | | | | | | | | 100pF - 1500pF | p254 |
| | 16Vdc | X7R | | | | | | | | | | | | | | | | 1800pF - 3300pF | p254 |
| | | R | | | | | | | | | | | | | | | | 1800pF - 3300pF | p254 |
| | | B | | | | | | | | | | | | | | | | 1800pF - 3300pF | p255 |
| | 10Vdc | X7R | | | | | | | | | | | | | | | | 3900pF - 10000pF | p255 |
| | | R | | | | | | | | | | | | | | | | 3900pF - 10000pF | p255 |
| | | X5R | | | | | | | | | | | | | | | | 3900pF - 10000pF | p255 |
| | | B | | | | | | | | | | | | | | | | 3900pF - 10000pF | p255 |
| | 6.3Vdc | X5R | | | | | | | | | | | | | | | | 56000pF - 0.10μF | p255 |
| | | B | | | | | | | | | | | | | | | | 56000pF - 0.10μF | p255 |
| 1.0×0.5mm | 50Vdc | X7R | | | | | | | | | | | | | | | 220pF - 4700pF | p255 | |
| | | R | | | | | | | | | | | | | | | 220pF - 4700pF | p255 - p256 | |
| | | B | | | | | | | | | | | | | | | 220pF - 4700pF | p256 | |
| | 25Vdc | X7R | | | | | | | | | | | | | | | | 5600pF - 47000pF | p256 |
| | | R | | | | | | | | | | | | | | | | 5600pF - 47000pF | p256 |
| | | B | | | | | | | | | | | | | | | | 5600pF - 47000pF | p256 |
| | 16Vdc | X7R | | | | | | | | | | | | | | | | 56000pF - 0.10μF | p256 |
| | | R | | | | | | | | | | | | | | | | 56000pF - 0.10μF | p256 - p257 |
| | | X5R | | | | | | | | | | | | | | | | 56000pF - 0.10μF | p257 |
| | 10Vdc | X5R | | | | | | | | | | | | | | | | 56000pF - 0.10μF | p257 |
| | | B | | | | | | | | | | | | | | | | 0.12μF - 0.47μF | p257 |
| | | X5R | | | | | | | | | | | | | | | | 0.12μF - 0.47μF | p257 |
| | 6.3Vdc | X5R | | | | | | | | | | | | | | | | 1.0μF | p257 |
| | | B | | | | | | | | | | | | | | | | 1.0μF | p257 |

Search Capacitors

Specifications and Test Methods, Package, Chart of Characteristic Data, please refer to the search web page.
<https://www.murata.com/en-global/products/capacitor>

Links are provided to the product detail pages on the web, and are shown below in the product number table from the PDF version of the catalog which is available on the web.

GRM Series Temperature Compensating

0.25×0.125mm

| Rated Voltage | TC Code | Cap. | Tol. | Part Number |
|---------------|---------|--------------------|--------------------|--------------------|
| 25Vdc | COG | 0.20pF | ±0.05pF | GRM0115C1ER20WE11# |
| | | | ±0.1pF | GRM0115C1ER20BE11# |
| | 0.30pF | ±0.05pF | GRM0115C1ER30WE11# | |
| | | ±0.1pF | GRM0115C1ER30BE11# | |
| | 0.40pF | ±0.05pF | GRM0115C1ER40WE11# | |
| | | ±0.1pF | GRM0115C1ER40BE11# | |
| 0.50pF | ±0.05pF | GRM0115C1ER50WE11# | | |
| | ±0.1pF | GRM0115C1ER50BE11# | | |



Status and Features Icons

The status and features of products can be checked at once. When ? is clicked, a description of each icon will be displayed

Stock Check (Where to buy)

Some products can request free samples. Reference inventory information from agents and web-based companies.

Data Sheet

The product details page can be output in PDF.

How to read part numbers

Describes the meaning of the part number

Series Information

This links to the introduction page of each series.

Detailed Specifications Sheet

- Rated value
- Specifications and Test Methods
- Package
- Caution, Notice (Storage, Soldering and Mounting,etc.)

Characteristics Data

The following characteristics data of the main products can be acquired.

- SPICE Netlist (mod type)
- S parameter (S2P type)
- Reliability Test Data *Typical data
- Shape (Dimensions)
- Rated Values

Chart of Characteristic Data

The main products published characteristic data.

- Frequency characteristics (ESR, Impedance)
- DC bias characteristics
- AC voltage characteristics
- Capacitance - temperature characteristics
- Calorific property by ripple current

Chip Multilayer Ceramic Capacitors for General Purpose

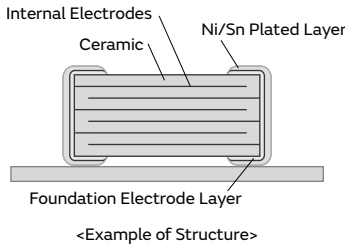
GRM Series



This is Murata primary products renowned for both small size and large capacitance value with latest advanced technology.

Features

① Achieves large-capacity and small size in a multilayer structure.



"Thin Layer Technology" for thinner layers

"Fine Particle Technology" for finer particles

"High Precision Lamination Technology" for more accuracy

② Sn plating is applied to the external electrodes; excellent solderability.

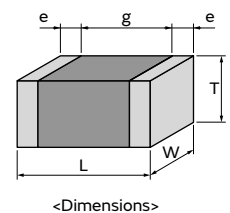
③ High reliability with no polarity.

| | Ceramic Capacitors | Tantalum Capacitor | Aluminum Electrolytic Capacitor | Conductive Polymer Capacitor |
|--------------------------------------------------------|--------------------|--------------------|---------------------------------|------------------------------|
| Price | ○ | ○ | ◎ | ○ |
| Comparison between Impedance Frequency Characteristics | ◎ | △ | △ | ○ |
| Capacitance temperature characteristics | ○ | ◎ | ○ | ○ |
| DC breakdown voltage | ◎ | △ | △ | △ |
| Polarity | No | Yes | Yes | Yes |
| Pulse response | ◎ | △ | △ | ○ |
| Allowable ripple current | ◎ | △ | △ | △ |
| Reliability | ◎ | ○ | ○ | ○ |
| DC bias characteristics | △ | ◎ | ◎ | ◎ |

◎: Particularly excellent ○: Excellent △: Inferior

Specifications

| | |
|-------------------|----------------------------------------------------------------------------------------------------------------------------------------------------------------------------------------------------------------------------------------------------------------------------------------------------------------------------------------------------------------------------------------------------------------------------|
| Size (mm) | 0.25×0.125mm to 5.7×5.0mm |
| Rated Voltage | 2.5Vdc to 3150Vdc |
| Capacitance | 0.10pF to 330µF |
| Main Applications | 1. Rated voltage 100V Max. High Dielectric Constant Type . . . For decoupling and smoothing circuits Temperature Compensating Type . . . For tuning circuits, oscillating circuits, and high frequency filter circuits 2. Rated voltage 200V min. High Dielectric Constant Type . . . For clamp snubber circuits and smoothing circuits Temperature Compensating Type . . . Power supply damper snubber |



This catalog contains only a portion of the product lineup. Please refer to the capacitor search tool on the Murata Web site for details.

- GRM
- GR3
- GRJ
- GR4
- GJM
- GQM
- GA2
- GA3 GB
- GA3 GD
- GA3 GF
- LLL
- LLA
- LLM
- LLR
- NFM
- GJ4
- ZRA
- ZRB
- KRM
- KR3
- GMA
- GMD
- ⚠Caution /Notice

GRM Series Temperature Compensating Type Part Number List

0.25×0.125mm

| Rated Voltage | TC Code | Cap. | Tol. | Part Number | Rated Voltage | TC Code | Cap. | Tol. | Part Number |
|---------------|---------|--------------------|---------|--------------------|--------------------|---------|-------|--------------------|--------------------|
| 25Vdc | COG | 0.20pF | ±0.05pF | GRM0115C1ER20WE11# | 25Vdc | COG | 2.2pF | ±0.05pF | GRM0115C1E2R2WE11# |
| | | | ±0.1pF | GRM0115C1ER20BE11# | | | | ±0.1pF | GRM0115C1E2R2BE11# |
| | | | | ±0.25pF | | | | GRM0115C1E2R2CE11# | |
| | | 0.30pF | ±0.05pF | GRM0115C1ER30WE11# | | | 2.3pF | ±0.05pF | GRM0115C1E2R3WE11# |
| | | | ±0.1pF | GRM0115C1ER30BE11# | | | | ±0.1pF | GRM0115C1E2R3BE11# |
| | | | | | | | | ±0.25pF | GRM0115C1E2R3CE11# |
| | | 0.40pF | ±0.05pF | GRM0115C1ER40WE11# | | | 2.4pF | ±0.05pF | GRM0115C1E2R4WE01# |
| | | | ±0.1pF | GRM0115C1ER40BE11# | | | | ±0.1pF | GRM0115C1E2R4BE01# |
| | | | | | | | | ±0.25pF | GRM0115C1E2R4CE01# |
| | | 0.50pF | ±0.05pF | GRM0115C1ER50WE11# | | | 2.5pF | ±0.05pF | GRM0115C1E2R5WE01# |
| | | | ±0.1pF | GRM0115C1ER50BE11# | | | | ±0.1pF | GRM0115C1E2R5BE01# |
| | | | | | | | | ±0.25pF | GRM0115C1E2R5CE01# |
| | | 0.60pF | ±0.05pF | GRM0115C1ER60WE11# | | | 2.6pF | ±0.05pF | GRM0115C1E2R6WE01# |
| | | | ±0.1pF | GRM0115C1ER60BE11# | | | | ±0.1pF | GRM0115C1E2R6BE01# |
| | | | | | | | | ±0.25pF | GRM0115C1E2R6CE01# |
| | | 0.70pF | ±0.05pF | GRM0115C1ER70WE11# | | | 2.7pF | ±0.05pF | GRM0115C1E2R7WE01# |
| | | | ±0.1pF | GRM0115C1ER70BE11# | | | | ±0.1pF | GRM0115C1E2R7BE01# |
| | | | | | | | | ±0.25pF | GRM0115C1E2R7CE01# |
| | | 0.80pF | ±0.05pF | GRM0115C1ER80WE11# | | | 2.8pF | ±0.05pF | GRM0115C1E2R8WE01# |
| | | | ±0.1pF | GRM0115C1ER80BE11# | | | | ±0.1pF | GRM0115C1E2R8BE01# |
| | | | | | | | | ±0.25pF | GRM0115C1E2R8CE01# |
| | | 0.90pF | ±0.05pF | GRM0115C1ER90WE11# | | | 2.9pF | ±0.05pF | GRM0115C1E2R9WE01# |
| | | | ±0.1pF | GRM0115C1ER90BE11# | | | | ±0.1pF | GRM0115C1E2R9BE01# |
| | | | | | | | | ±0.25pF | GRM0115C1E2R9CE01# |
| | | 1.0pF | ±0.05pF | GRM0115C1E1R0WE11# | | | 3.0pF | ±0.05pF | GRM0115C1E3R0WE01# |
| | | | ±0.1pF | GRM0115C1E1R0BE11# | | | | ±0.1pF | GRM0115C1E3R0BE01# |
| | | | ±0.25pF | GRM0115C1E1R0CE11# | | | | ±0.25pF | GRM0115C1E3R0CE01# |
| | | 1.1pF | ±0.05pF | GRM0115C1E1R1WE11# | | | 3.1pF | ±0.05pF | GRM0115C1E3R1WE01# |
| | | | ±0.1pF | GRM0115C1E1R1BE11# | | | | ±0.1pF | GRM0115C1E3R1BE01# |
| | | | ±0.25pF | GRM0115C1E1R1CE11# | | | | ±0.25pF | GRM0115C1E3R1CE01# |
| | | 1.2pF | ±0.05pF | GRM0115C1E1R2WE11# | | | 3.2pF | ±0.05pF | GRM0115C1E3R2WE01# |
| | | | ±0.1pF | GRM0115C1E1R2BE11# | | | | ±0.1pF | GRM0115C1E3R2BE01# |
| | | | ±0.25pF | GRM0115C1E1R2CE11# | | | | ±0.25pF | GRM0115C1E3R2CE01# |
| | | 1.3pF | ±0.05pF | GRM0115C1E1R3WE11# | | | 3.3pF | ±0.05pF | GRM0115C1E3R3WE01# |
| | | | ±0.1pF | GRM0115C1E1R3BE11# | | | | ±0.1pF | GRM0115C1E3R3BE01# |
| | | | ±0.25pF | GRM0115C1E1R3CE11# | | | | ±0.25pF | GRM0115C1E3R3CE01# |
| | | 1.4pF | ±0.05pF | GRM0115C1E1R4WE11# | | | 3.4pF | ±0.05pF | GRM0115C1E3R4WE01# |
| | | | ±0.1pF | GRM0115C1E1R4BE11# | | | | ±0.1pF | GRM0115C1E3R4BE01# |
| | | | ±0.25pF | GRM0115C1E1R4CE11# | | | | ±0.25pF | GRM0115C1E3R4CE01# |
| | | 1.5pF | ±0.05pF | GRM0115C1E1R5WE11# | | | 3.5pF | ±0.05pF | GRM0115C1E3R5WE01# |
| | | | ±0.1pF | GRM0115C1E1R5BE11# | | | | ±0.1pF | GRM0115C1E3R5BE01# |
| | | | ±0.25pF | GRM0115C1E1R5CE11# | | | | ±0.25pF | GRM0115C1E3R5CE01# |
| | | 1.6pF | ±0.05pF | GRM0115C1E1R6WE11# | | | 3.6pF | ±0.05pF | GRM0115C1E3R6WE01# |
| | | | ±0.1pF | GRM0115C1E1R6BE11# | | | | ±0.1pF | GRM0115C1E3R6BE01# |
| | | | ±0.25pF | GRM0115C1E1R6CE11# | | | | ±0.25pF | GRM0115C1E3R6CE01# |
| | | 1.7pF | ±0.05pF | GRM0115C1E1R7WE11# | | | 3.7pF | ±0.05pF | GRM0115C1E3R7WE01# |
| | | | ±0.1pF | GRM0115C1E1R7BE11# | | | | ±0.1pF | GRM0115C1E3R7BE01# |
| | | | ±0.25pF | GRM0115C1E1R7CE11# | | | | ±0.25pF | GRM0115C1E3R7CE01# |
| 1.8pF | ±0.05pF | GRM0115C1E1R8WE11# | 3.8pF | ±0.05pF | GRM0115C1E3R8WE01# | | | | |
| | ±0.1pF | GRM0115C1E1R8BE11# | | ±0.1pF | GRM0115C1E3R8BE01# | | | | |
| | ±0.25pF | GRM0115C1E1R8CE11# | | ±0.25pF | GRM0115C1E3R8CE01# | | | | |
| 1.9pF | ±0.05pF | GRM0115C1E1R9WE11# | 3.9pF | ±0.05pF | GRM0115C1E3R9WE01# | | | | |
| | ±0.1pF | GRM0115C1E1R9BE11# | | ±0.1pF | GRM0115C1E3R9BE01# | | | | |
| | ±0.25pF | GRM0115C1E1R9CE11# | | ±0.25pF | GRM0115C1E3R9CE01# | | | | |
| 2.0pF | ±0.05pF | GRM0115C1E2R0WE11# | | | | | | | |
| | ±0.1pF | GRM0115C1E2R0BE11# | | | | | | | |
| | ±0.25pF | GRM0115C1E2R0CE11# | | | | | | | |
| 2.1pF | ±0.05pF | GRM0115C1E2R1WE11# | | | | | | | |
| | ±0.1pF | GRM0115C1E2R1BE11# | | | | | | | |
| | ±0.25pF | GRM0115C1E2R1CE11# | | | | | | | |

- GRM
- GR3
- GRJ
- GR4
- GJM
- GQM
- GA2
- GA3 GB
- GA3 GD
- GA3 GF
- LLL
- LLA
- LLM
- LLR
- NFM
- GJ4
- ZRA
- ZRB
- KRM
- KR3
- GMA
- GMD
- ⚠Caution /Notice

Part number # indicates the package specification code.

GRM Series Temperature Compensating Type Part Number List

(→ 0.25×0.125mm)

| Rated Voltage | TC Code | Cap. | Tol. | Part Number | Rated Voltage | TC Code | Cap. | Tol. | Part Number | |
|---------------|--------------------|--------------------|--------------------|--------------------|---------------|---------|---------|--------------------|--------------------|--------------------|
| 25Vdc | COG | 4.0pF | ±0.05pF | GRM0115C1E4R0WE01# | 25Vdc | COG | 5.6pF | ±0.1pF | GRM0115C1E5R6BE01# | |
| | | | ±0.1pF | GRM0115C1E4R0BE01# | | | | ±0.25pF | GRM0115C1E5R6CE01# | |
| | | | ±0.25pF | GRM0115C1E4R0CE01# | | | | ±0.5pF | GRM0115C1E5R6DE01# | |
| | | 4.1pF | ±0.05pF | GRM0115C1E4R1WE01# | | | 5.7pF | ±0.05pF | GRM0115C1E5R7WE01# | |
| | | | ±0.1pF | GRM0115C1E4R1BE01# | | | | ±0.1pF | GRM0115C1E5R7BE01# | |
| | | | ±0.25pF | GRM0115C1E4R1CE01# | | | | ±0.25pF | GRM0115C1E5R7CE01# | |
| | | 4.2pF | ±0.05pF | GRM0115C1E4R2WE01# | | | 5.8pF | ±0.5pF | GRM0115C1E5R7DE01# | |
| | | | ±0.1pF | GRM0115C1E4R2BE01# | | | | 6.0pF | ±0.05pF | GRM0115C1E6R0WE01# |
| | | | ±0.25pF | GRM0115C1E4R2CE01# | | | | | ±0.1pF | GRM0115C1E6R0BE01# |
| | | 4.3pF | ±0.05pF | GRM0115C1E4R3WE01# | | | ±0.25pF | | GRM0115C1E6R0CE01# | |
| | | | ±0.1pF | GRM0115C1E4R3BE01# | | | ±0.5pF | GRM0115C1E6R0DE01# | | |
| | | | ±0.25pF | GRM0115C1E4R3CE01# | | | 6.1pF | ±0.05pF | GRM0115C1E6R1WE01# | |
| | | 4.4pF | ±0.05pF | GRM0115C1E4R4WE01# | | | | ±0.1pF | GRM0115C1E6R1BE01# | |
| | | | ±0.1pF | GRM0115C1E4R4BE01# | | | | ±0.25pF | GRM0115C1E6R1CE01# | |
| | | | ±0.25pF | GRM0115C1E4R4CE01# | | | ±0.5pF | GRM0115C1E6R1DE01# | | |
| | | 4.5pF | ±0.05pF | GRM0115C1E4R5WE01# | | | 6.2pF | ±0.05pF | GRM0115C1E6R2WE01# | |
| | | | ±0.1pF | GRM0115C1E4R5BE01# | | | | ±0.1pF | GRM0115C1E6R2BE01# | |
| | | | ±0.25pF | GRM0115C1E4R5CE01# | | | | ±0.25pF | GRM0115C1E6R2CE01# | |
| | | 4.6pF | ±0.05pF | GRM0115C1E4R6WE01# | | | ±0.5pF | GRM0115C1E6R2DE01# | | |
| | | | ±0.1pF | GRM0115C1E4R6BE01# | | | 6.3pF | ±0.05pF | GRM0115C1E6R3WE01# | |
| | | | ±0.25pF | GRM0115C1E4R6CE01# | | | | ±0.1pF | GRM0115C1E6R3BE01# | |
| | | ±0.5pF | GRM0115C1E5R0WE01# | ±0.25pF | | | | GRM0115C1E6R3CE01# | | |
| | | 4.7pF | ±0.05pF | GRM0115C1E4R7WE01# | | | ±0.5pF | GRM0115C1E6R3DE01# | | |
| | | | ±0.1pF | GRM0115C1E4R7BE01# | | | 6.4pF | ±0.05pF | GRM0115C1E6R4WE01# | |
| | | | ±0.25pF | GRM0115C1E4R7CE01# | | | | ±0.1pF | GRM0115C1E6R4BE01# | |
| | | ±0.5pF | GRM0115C1E5R1WE01# | ±0.25pF | | | | GRM0115C1E6R4CE01# | | |
| | | 4.8pF | ±0.05pF | GRM0115C1E4R8WE01# | | | ±0.5pF | GRM0115C1E6R4DE01# | | |
| | | | ±0.1pF | GRM0115C1E4R8BE01# | | | 6.5pF | ±0.05pF | GRM0115C1E6R5WE01# | |
| | | | ±0.25pF | GRM0115C1E4R8CE01# | | | | ±0.1pF | GRM0115C1E6R5BE01# | |
| | | ±0.5pF | GRM0115C1E5R1DE01# | ±0.25pF | | | | GRM0115C1E6R5CE01# | | |
| | | 4.9pF | ±0.05pF | GRM0115C1E4R9WE01# | | | ±0.5pF | GRM0115C1E6R5DE01# | | |
| | | | ±0.1pF | GRM0115C1E4R9BE01# | | | 6.6pF | ±0.05pF | GRM0115C1E6R6WE01# | |
| | | | ±0.25pF | GRM0115C1E4R9CE01# | | | | ±0.1pF | GRM0115C1E6R6BE01# | |
| | | ±0.5pF | GRM0115C1E5R2WE01# | ±0.25pF | | | | GRM0115C1E6R6CE01# | | |
| | | 5.0pF | ±0.05pF | GRM0115C1E5R0WE01# | | | ±0.5pF | GRM0115C1E6R6DE01# | | |
| | | | ±0.1pF | GRM0115C1E5R0BE01# | | | 6.7pF | ±0.05pF | GRM0115C1E6R7WE01# | |
| | | | ±0.25pF | GRM0115C1E5R0CE01# | | | | ±0.1pF | GRM0115C1E6R7BE01# | |
| | | ±0.5pF | GRM0115C1E5R1CE01# | ±0.25pF | | | | GRM0115C1E6R7CE01# | | |
| | | 5.1pF | ±0.05pF | GRM0115C1E5R1WE01# | | | ±0.5pF | GRM0115C1E6R7DE01# | | |
| | | | ±0.1pF | GRM0115C1E5R1BE01# | | | 6.8pF | ±0.05pF | GRM0115C1E6R8WE01# | |
| | | | ±0.25pF | GRM0115C1E5R1CE01# | | | | ±0.1pF | GRM0115C1E6R8BE01# | |
| | | ±0.5pF | GRM0115C1E5R2WE01# | ±0.25pF | | | | GRM0115C1E6R8CE01# | | |
| | | 5.2pF | ±0.05pF | GRM0115C1E5R2WE01# | | | ±0.5pF | GRM0115C1E6R8DE01# | | |
| | | | ±0.1pF | GRM0115C1E5R2BE01# | | | 6.9pF | ±0.05pF | GRM0115C1E6R9WE01# | |
| | | | ±0.25pF | GRM0115C1E5R2CE01# | | | | ±0.1pF | GRM0115C1E6R9BE01# | |
| | | ±0.5pF | GRM0115C1E5R2DE01# | ±0.25pF | | | | GRM0115C1E6R9CE01# | | |
| | | 5.3pF | ±0.05pF | GRM0115C1E5R3WE01# | | | | | | |
| | | | ±0.1pF | GRM0115C1E5R3BE01# | | | | | | |
| | | | ±0.25pF | GRM0115C1E5R3CE01# | | | | | | |
| | | 5.4pF | ±0.05pF | GRM0115C1E5R4WE01# | | | | | | |
| | | | ±0.1pF | GRM0115C1E5R4BE01# | | | | | | |
| | | | ±0.25pF | GRM0115C1E5R4CE01# | | | | | | |
| | | 5.5pF | ±0.05pF | GRM0115C1E5R5WE01# | | | | | | |
| | | | ±0.1pF | GRM0115C1E5R5BE01# | | | | | | |
| ±0.25pF | GRM0115C1E5R5CE01# | | | | | | | | | |
| 5.6pF | ±0.05pF | GRM0115C1E5R6WE01# | | | | | | | | |
| | ±0.1pF | GRM0115C1E5R6BE01# | | | | | | | | |
| | ±0.25pF | GRM0115C1E5R6CE01# | | | | | | | | |

Part number # indicates the package specification code.

GRM
 GR3
 GRJ
 GR4
 GJM
 GQM
 GA2
 GA3 GB
 GA3 GD
 GA3 GF
 LLL
 LLA
 LLM
 LLR
 NFM
 GJ4
 ZRA
 ZRB
 KRM
 KR3
 GMA
 GMD
 △Caution / Notice

GRM Series Temperature Compensating Type Part Number List

(→ 0.25×0.125mm)

| Rated Voltage | TC Code | Cap. | Tol. | Part Number | Rated Voltage | TC Code | Cap. | Tol. | Part Number |
|---------------|---------|--------|--------------------|--------------------|---------------|---------|--------------------|---------|--------------------|
| 25Vdc | COG | 6.9pF | ±0.5pF | GRM0115C1E6R9DE01# | 25Vdc | COG | 8.3pF | ±0.1pF | GRM0115C1E8R3BE01# |
| | | | ±0.05pF | GRM0115C1E7R0WE01# | | | | ±0.25pF | GRM0115C1E8R3CE01# |
| | | | ±0.1pF | GRM0115C1E7R0BE01# | | | | ±0.5pF | GRM0115C1E8R3DE01# |
| | | | ±0.25pF | GRM0115C1E7R0CE01# | | | | 8.4pF | ±0.05pF |
| | | ±0.5pF | GRM0115C1E7R0DE01# | ±0.1pF | | | GRM0115C1E8R4BE01# | | |
| | | 7.1pF | ±0.05pF | GRM0115C1E7R1WE01# | | | ±0.25pF | | GRM0115C1E8R4CE01# |
| | | | ±0.1pF | GRM0115C1E7R1BE01# | | | ±0.5pF | | GRM0115C1E8R4DE01# |
| | | | ±0.25pF | GRM0115C1E7R1CE01# | | | 8.5pF | ±0.05pF | GRM0115C1E8R5WE01# |
| | | | ±0.5pF | GRM0115C1E7R1DE01# | | | | ±0.1pF | GRM0115C1E8R5BE01# |
| | | 7.2pF | ±0.05pF | GRM0115C1E7R2WE01# | | | | ±0.25pF | GRM0115C1E8R5CE01# |
| | | | ±0.1pF | GRM0115C1E7R2BE01# | | | | ±0.5pF | GRM0115C1E8R5DE01# |
| | | | ±0.25pF | GRM0115C1E7R2CE01# | | | 8.6pF | ±0.05pF | GRM0115C1E8R6WE01# |
| | | | ±0.5pF | GRM0115C1E7R2DE01# | | | | ±0.1pF | GRM0115C1E8R6BE01# |
| | | 7.3pF | ±0.05pF | GRM0115C1E7R3WE01# | | | | ±0.25pF | GRM0115C1E8R6CE01# |
| | | | ±0.1pF | GRM0115C1E7R3BE01# | | | | ±0.5pF | GRM0115C1E8R6DE01# |
| | | | ±0.25pF | GRM0115C1E7R3CE01# | | | 8.7pF | ±0.05pF | GRM0115C1E8R7WE01# |
| | | | ±0.5pF | GRM0115C1E7R3DE01# | | | | ±0.1pF | GRM0115C1E8R7BE01# |
| | | 7.4pF | ±0.05pF | GRM0115C1E7R4WE01# | | | | ±0.25pF | GRM0115C1E8R7CE01# |
| | | | ±0.1pF | GRM0115C1E7R4BE01# | | | | ±0.5pF | GRM0115C1E8R7DE01# |
| | | | ±0.25pF | GRM0115C1E7R4CE01# | | | 8.8pF | ±0.05pF | GRM0115C1E8R8WE01# |
| | | | ±0.5pF | GRM0115C1E7R4DE01# | | | | ±0.1pF | GRM0115C1E8R8BE01# |
| | | 7.5pF | ±0.05pF | GRM0115C1E7R5WE01# | | | | ±0.25pF | GRM0115C1E8R8CE01# |
| | | | ±0.1pF | GRM0115C1E7R5BE01# | | | | ±0.5pF | GRM0115C1E8R8DE01# |
| | | | ±0.25pF | GRM0115C1E7R5CE01# | | | 8.9pF | ±0.05pF | GRM0115C1E8R9WE01# |
| | | | ±0.5pF | GRM0115C1E7R5DE01# | | | | ±0.1pF | GRM0115C1E8R9BE01# |
| | | 7.6pF | ±0.05pF | GRM0115C1E7R6WE01# | | | | ±0.25pF | GRM0115C1E8R9CE01# |
| | | | ±0.1pF | GRM0115C1E7R6BE01# | | | | ±0.5pF | GRM0115C1E8R9DE01# |
| | | | ±0.25pF | GRM0115C1E7R6CE01# | | | 9.0pF | ±0.05pF | GRM0115C1E9R0WE01# |
| | | | ±0.5pF | GRM0115C1E7R6DE01# | | | | ±0.1pF | GRM0115C1E9R0BE01# |
| | | 7.7pF | ±0.05pF | GRM0115C1E7R7WE01# | | | | ±0.25pF | GRM0115C1E9R0CE01# |
| | | | ±0.1pF | GRM0115C1E7R7BE01# | | | | ±0.5pF | GRM0115C1E9R0DE01# |
| | | | ±0.25pF | GRM0115C1E7R7CE01# | | | 9.1pF | ±0.05pF | GRM0115C1E9R1WE01# |
| | | | ±0.5pF | GRM0115C1E7R7DE01# | | | | ±0.1pF | GRM0115C1E9R1BE01# |
| | | 7.8pF | ±0.05pF | GRM0115C1E7R8WE01# | | | | ±0.25pF | GRM0115C1E9R1CE01# |
| | | | ±0.1pF | GRM0115C1E7R8BE01# | | | | ±0.5pF | GRM0115C1E9R1DE01# |
| | | | ±0.25pF | GRM0115C1E7R8CE01# | | | 9.2pF | ±0.05pF | GRM0115C1E9R2WE01# |
| | | | ±0.5pF | GRM0115C1E7R8DE01# | | | | ±0.1pF | GRM0115C1E9R2BE01# |
| | | 7.9pF | ±0.05pF | GRM0115C1E7R9WE01# | | | | ±0.25pF | GRM0115C1E9R2CE01# |
| | | | ±0.1pF | GRM0115C1E7R9BE01# | | | | ±0.5pF | GRM0115C1E9R2DE01# |
| | | | ±0.25pF | GRM0115C1E7R9CE01# | | | 9.3pF | ±0.05pF | GRM0115C1E9R3WE01# |
| | | | ±0.5pF | GRM0115C1E7R9DE01# | | | | ±0.1pF | GRM0115C1E9R3BE01# |
| | | 8.0pF | ±0.05pF | GRM0115C1E8R0WE01# | | | | ±0.25pF | GRM0115C1E9R3CE01# |
| | | | ±0.1pF | GRM0115C1E8R0BE01# | | | | ±0.5pF | GRM0115C1E9R3DE01# |
| | | | ±0.25pF | GRM0115C1E8R0CE01# | | | 9.4pF | ±0.05pF | GRM0115C1E9R4WE01# |
| | | | ±0.5pF | GRM0115C1E8R0DE01# | | | | ±0.1pF | GRM0115C1E9R4BE01# |
| | | 8.1pF | ±0.05pF | GRM0115C1E8R1WE01# | | | | ±0.25pF | GRM0115C1E9R4CE01# |
| | | | ±0.1pF | GRM0115C1E8R1BE01# | | | | ±0.5pF | GRM0115C1E9R4DE01# |
| | | | ±0.25pF | GRM0115C1E8R1CE01# | | | 9.5pF | ±0.05pF | GRM0115C1E9R5WE01# |
| | | | ±0.5pF | GRM0115C1E8R1DE01# | | | | ±0.1pF | GRM0115C1E9R5BE01# |
| | | 8.2pF | ±0.05pF | GRM0115C1E8R2WE01# | | | | ±0.25pF | GRM0115C1E9R5CE01# |
| | | | ±0.1pF | GRM0115C1E8R2BE01# | | | | ±0.5pF | GRM0115C1E9R5DE01# |
| | | | ±0.25pF | GRM0115C1E8R2CE01# | | | 9.6pF | ±0.05pF | GRM0115C1E9R6WE01# |
| | | | ±0.5pF | GRM0115C1E8R2DE01# | | | | ±0.1pF | GRM0115C1E9R6BE01# |
| | | 8.3pF | ±0.05pF | GRM0115C1E8R3WE01# | | | | ±0.25pF | GRM0115C1E9R6CE01# |

- GRM
- GR3
- GRJ
- GR4
- GJM
- GQM
- GA2
- GA3 GB
- GA3 GD
- GA3 GF
- LLL
- LLA
- LLM
- LLR
- NFM
- GJ4
- ZRA
- ZRB
- KRM
- KR3
- GMA
- GMD
- ⚠Caution /Notice

Part number # indicates the package specification code.

GRM Series Temperature Compensating Type Part Number List

(→ 0.25×0.125mm)

| Rated Voltage | TC Code | Cap. | Tol. | Part Number | Rated Voltage | TC Code | Cap. | Tol. | Part Number | | |
|---------------|---------|--------|--------------------|--------------------|---------------|--------------------|--------------------|--------------------|--------------------|--------------------|--------------------|
| 25Vdc | COG | 9.6pF | ±0.5pF | GRM0115C1E9R6DE01# | 25Vdc | COG | 68pF | ±5% | GRM0115C1E680JE01# | | |
| | | | ±0.05pF | GRM0115C1E9R7WE01# | | | | 75pF | ±2% | GRM0115C1E750GE01# | |
| | | | ±0.1pF | GRM0115C1E9R7BE01# | | | ±5% | | GRM0115C1E750JE01# | | |
| | | | ±0.25pF | GRM0115C1E9R7CE01# | | | 82pF | ±2% | GRM0115C1E820GE01# | | |
| | | ±0.5pF | GRM0115C1E9R7DE01# | ±5% | | | | GRM0115C1E820JE01# | | | |
| | | 9.8pF | ±0.05pF | GRM0115C1E9R8WE01# | | | 91pF | ±2% | GRM0115C1E910GE01# | | |
| | | | ±0.1pF | GRM0115C1E9R8BE01# | | | | ±5% | GRM0115C1E910JE01# | | |
| | | | ±0.25pF | GRM0115C1E9R8CE01# | | | 100pF | ±2% | GRM0115C1E101GE01# | | |
| | | | ±0.5pF | GRM0115C1E9R8DE01# | | | | ±5% | GRM0115C1E101JE01# | | |
| | | 9.9pF | ±0.05pF | GRM0115C1E9R9WE01# | | | 16Vdc | COG | 0.20pF | ±0.05pF | GRM0115C1CR20WE11# |
| | | | ±0.1pF | GRM0115C1E9R9BE01# | | | | | | ±0.1pF | GRM0115C1CR20BE11# |
| | | | ±0.25pF | GRM0115C1E9R9CE01# | | | | | 0.30pF | ±0.05pF | GRM0115C1CR30WE11# |
| | | | ±0.5pF | GRM0115C1E9R9DE01# | ±0.1pF | GRM0115C1CR30BE11# | | | | | |
| | | 10pF | ±2% | GRM0115C1E100GE01# | 0.40pF | ±0.05pF | | | GRM0115C1CR40WE11# | | |
| | | | ±5% | GRM0115C1E100JE01# | | ±0.1pF | | | GRM0115C1CR40BE11# | | |
| | | 11pF | ±2% | GRM0115C1E110GE01# | 0.50pF | ±0.05pF | | | GRM0115C1CR50WE11# | | |
| | | | ±5% | GRM0115C1E110JE01# | | ±0.1pF | | | GRM0115C1CR50BE11# | | |
| | | 12pF | ±2% | GRM0115C1E120GE01# | 0.60pF | ±0.05pF | | | GRM0115C1CR60WE11# | | |
| | | | ±5% | GRM0115C1E120JE01# | | ±0.1pF | | | GRM0115C1CR60BE11# | | |
| | | 13pF | ±2% | GRM0115C1E130GE01# | 0.70pF | ±0.05pF | | | GRM0115C1CR70WE11# | | |
| | | | ±5% | GRM0115C1E130JE01# | | ±0.1pF | | | GRM0115C1CR70BE11# | | |
| | | 15pF | ±2% | GRM0115C1E150GE01# | 0.80pF | ±0.05pF | GRM0115C1CR80WE11# | | | | |
| | | | ±5% | GRM0115C1E150JE01# | | ±0.1pF | GRM0115C1CR80BE11# | | | | |
| | | 16pF | ±2% | GRM0115C1E160GE01# | 0.90pF | ±0.05pF | GRM0115C1CR90WE11# | | | | |
| | | | ±5% | GRM0115C1E160JE01# | | ±0.1pF | GRM0115C1CR90BE11# | | | | |
| | | 18pF | ±2% | GRM0115C1E180GE01# | 1.0pF | ±0.05pF | GRM0115C1CR0WE11# | | | | |
| | | | ±5% | GRM0115C1E180JE01# | | ±0.1pF | GRM0115C1CR0BE11# | | | | |
| | | 20pF | ±2% | GRM0115C1E200GE01# | | ±0.25pF | GRM0115C1CR0CE11# | | | | |
| | | | ±5% | GRM0115C1E200JE01# | 1.1pF | ±0.05pF | GRM0115C1CR1WE11# | | | | |
| | | 22pF | ±2% | GRM0115C1E220GE01# | | ±0.1pF | GRM0115C1CR1BE11# | | | | |
| | | | ±5% | GRM0115C1E220JE01# | | ±0.25pF | GRM0115C1CR1CE11# | | | | |
| | | 24pF | ±2% | GRM0115C1E240GE01# | 1.2pF | ±0.05pF | GRM0115C1CR2WE11# | | | | |
| | | | ±5% | GRM0115C1E240JE01# | | ±0.1pF | GRM0115C1CR2BE11# | | | | |
| | | 27pF | ±2% | GRM0115C1E270GE01# | | ±0.25pF | GRM0115C1CR2CE11# | | | | |
| | | | ±5% | GRM0115C1E270JE01# | 1.3pF | ±0.05pF | GRM0115C1CR3WE11# | | | | |
| | | 30pF | ±2% | GRM0115C1E300GE01# | | ±0.1pF | GRM0115C1CR3BE11# | | | | |
| | | | ±5% | GRM0115C1E300JE01# | | ±0.25pF | GRM0115C1CR3CE11# | | | | |
| | | 33pF | ±2% | GRM0115C1E330GE01# | 1.4pF | ±0.05pF | GRM0115C1CR4WE11# | | | | |
| | | | ±5% | GRM0115C1E330JE01# | | ±0.1pF | GRM0115C1CR4BE11# | | | | |
| | | 36pF | ±2% | GRM0115C1E360GE01# | | ±0.25pF | GRM0115C1CR4CE11# | | | | |
| | | | ±5% | GRM0115C1E360JE01# | 1.5pF | ±0.05pF | GRM0115C1CR5WE11# | | | | |
| | | 39pF | ±2% | GRM0115C1E390GE01# | | ±0.1pF | GRM0115C1CR5BE11# | | | | |
| | | | ±5% | GRM0115C1E390JE01# | | ±0.25pF | GRM0115C1CR5CE11# | | | | |
| | | 43pF | ±2% | GRM0115C1E430GE01# | 1.6pF | ±0.05pF | GRM0115C1CR6WE11# | | | | |
| | | | ±5% | GRM0115C1E430JE01# | | ±0.1pF | GRM0115C1CR6BE11# | | | | |
| | | 47pF | ±2% | GRM0115C1E470GE01# | | ±0.25pF | GRM0115C1CR6CE11# | | | | |
| | | | ±5% | GRM0115C1E470JE01# | 1.7pF | ±0.05pF | GRM0115C1CR7WE11# | | | | |
| | | 51pF | ±2% | GRM0115C1E510GE01# | | ±0.1pF | GRM0115C1CR7BE11# | | | | |
| | | | ±5% | GRM0115C1E510JE01# | | ±0.25pF | GRM0115C1CR7CE11# | | | | |
| | | 56pF | ±2% | GRM0115C1E560GE01# | 1.8pF | ±0.05pF | GRM0115C1CR8WE11# | | | | |
| | | | ±5% | GRM0115C1E560JE01# | | ±0.1pF | GRM0115C1CR8BE11# | | | | |
| | | 62pF | ±2% | GRM0115C1E620GE01# | | ±0.25pF | GRM0115C1CR8CE11# | | | | |
| | | | ±5% | GRM0115C1E620JE01# | 1.9pF | ±0.05pF | GRM0115C1CR9WE11# | | | | |
| | | ±2% | GRM0115C1E680GE01# | ±0.1pF | | GRM0115C1CR9BE11# | | | | | |

Part number # indicates the package specification code.

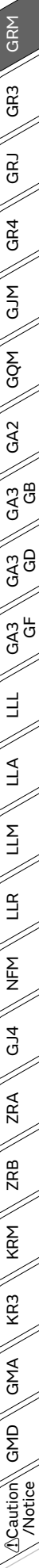
GRM
 GR3
 GRJ
 GR4
 GJM
 GQM
 GA2
 GA3 GB
 GA3 GD
 GA3 GF
 LLL
 LLA
 LLM
 LLR
 NFM
 GJ4
 ZRA
 ZRB
 KRM
 KR3
 GMA
 GMD
 ⚠Caution /Notice

GRM Series Temperature Compensating Type Part Number List

(→ 0.25×0.125mm)

| Rated Voltage | TC Code | Cap. | Tol. | Part Number | Rated Voltage | TC Code | Cap. | Tol. | Part Number | | |
|---------------|--------------------|--------------------|---------|--------------------|--------------------|---------|---------|--------------------|--------------------|---------|--------------------|
| 16Vdc | COG | 1.9pF | ±0.25pF | GRM0115C1C1R9CE11# | 16Vdc | COG | 3.7pF | ±0.25pF | GRM0115C1C3R7CE01# | | |
| | | | 2.0pF | ±0.05pF | | | | GRM0115C1C2R0WE11# | 3.8pF | ±0.05pF | GRM0115C1C3R8WE01# |
| | | | | ±0.1pF | | | | GRM0115C1C2R0BE11# | | ±0.1pF | GRM0115C1C3R8BE01# |
| | | ±0.25pF | | GRM0115C1C2R0CE11# | | | ±0.25pF | GRM0115C1C3R8CE01# | | | |
| | | 2.1pF | ±0.05pF | GRM0115C1C2R1WE11# | | | 3.9pF | ±0.05pF | GRM0115C1C3R9WE01# | | |
| | | | ±0.1pF | GRM0115C1C2R1BE11# | | | | ±0.1pF | GRM0115C1C3R9BE01# | | |
| | | | ±0.25pF | GRM0115C1C2R1CE11# | | | | ±0.25pF | GRM0115C1C3R9CE01# | | |
| | | 2.2pF | ±0.05pF | GRM0115C1C2R2WE11# | | | 4.0pF | ±0.05pF | GRM0115C1C4R0WE01# | | |
| | | | ±0.1pF | GRM0115C1C2R2BE11# | | | | ±0.1pF | GRM0115C1C4R0BE01# | | |
| | | | ±0.25pF | GRM0115C1C2R2CE11# | | | | ±0.25pF | GRM0115C1C4R0CE01# | | |
| | | 2.3pF | ±0.05pF | GRM0115C1C2R3WE11# | | | 4.1pF | ±0.05pF | GRM0115C1C4R1WE01# | | |
| | | | ±0.1pF | GRM0115C1C2R3BE11# | | | | ±0.1pF | GRM0115C1C4R1BE01# | | |
| | | | ±0.25pF | GRM0115C1C2R3CE11# | | | | ±0.25pF | GRM0115C1C4R1CE01# | | |
| | | 2.4pF | ±0.05pF | GRM0115C1C2R4WE01# | | | 4.2pF | ±0.05pF | GRM0115C1C4R2WE01# | | |
| | | | ±0.1pF | GRM0115C1C2R4BE01# | | | | ±0.1pF | GRM0115C1C4R2BE01# | | |
| | | | ±0.25pF | GRM0115C1C2R4CE01# | | | | ±0.25pF | GRM0115C1C4R2CE01# | | |
| | | 2.5pF | ±0.05pF | GRM0115C1C2R5WE01# | | | 4.3pF | ±0.05pF | GRM0115C1C4R3WE01# | | |
| | | | ±0.1pF | GRM0115C1C2R5BE01# | | | | ±0.1pF | GRM0115C1C4R3BE01# | | |
| | | | ±0.25pF | GRM0115C1C2R5CE01# | | | | ±0.25pF | GRM0115C1C4R3CE01# | | |
| | | 2.6pF | ±0.05pF | GRM0115C1C2R6WE01# | | | 4.4pF | ±0.05pF | GRM0115C1C4R4WE01# | | |
| | | | ±0.1pF | GRM0115C1C2R6BE01# | | | | ±0.1pF | GRM0115C1C4R4BE01# | | |
| | | | ±0.25pF | GRM0115C1C2R6CE01# | | | | ±0.25pF | GRM0115C1C4R4CE01# | | |
| | | 2.7pF | ±0.05pF | GRM0115C1C2R7WE01# | | | 4.5pF | ±0.05pF | GRM0115C1C4R5WE01# | | |
| | | | ±0.1pF | GRM0115C1C2R7BE01# | | | | ±0.1pF | GRM0115C1C4R5BE01# | | |
| | | | ±0.25pF | GRM0115C1C2R7CE01# | | | | ±0.25pF | GRM0115C1C4R5CE01# | | |
| | | 2.8pF | ±0.05pF | GRM0115C1C2R8WE01# | | | 4.6pF | ±0.05pF | GRM0115C1C4R6WE01# | | |
| | | | ±0.1pF | GRM0115C1C2R8BE01# | | | | ±0.1pF | GRM0115C1C4R6BE01# | | |
| | | | ±0.25pF | GRM0115C1C2R8CE01# | | | | ±0.25pF | GRM0115C1C4R6CE01# | | |
| | | 2.9pF | ±0.05pF | GRM0115C1C2R9WE01# | | | 4.7pF | ±0.05pF | GRM0115C1C4R7WE01# | | |
| | | | ±0.1pF | GRM0115C1C2R9BE01# | | | | ±0.1pF | GRM0115C1C4R7BE01# | | |
| | | | ±0.25pF | GRM0115C1C2R9CE01# | | | | ±0.25pF | GRM0115C1C4R7CE01# | | |
| | | 3.0pF | ±0.05pF | GRM0115C1C3R0WE01# | | | 4.8pF | ±0.05pF | GRM0115C1C4R8WE01# | | |
| | | | ±0.1pF | GRM0115C1C3R0BE01# | | | | ±0.1pF | GRM0115C1C4R8BE01# | | |
| | | | ±0.25pF | GRM0115C1C3R0CE01# | | | | ±0.25pF | GRM0115C1C4R8CE01# | | |
| | | 3.1pF | ±0.05pF | GRM0115C1C3R1WE01# | | | 4.9pF | ±0.05pF | GRM0115C1C4R9WE01# | | |
| | | | ±0.1pF | GRM0115C1C3R1BE01# | | | | ±0.1pF | GRM0115C1C4R9BE01# | | |
| | | | ±0.25pF | GRM0115C1C3R1CE01# | | | | ±0.25pF | GRM0115C1C4R9CE01# | | |
| | | 3.2pF | ±0.05pF | GRM0115C1C3R2WE01# | | | 5.0pF | ±0.05pF | GRM0115C1C5R0WE01# | | |
| | | | ±0.1pF | GRM0115C1C3R2BE01# | | | | ±0.1pF | GRM0115C1C5R0BE01# | | |
| | | | ±0.25pF | GRM0115C1C3R2CE01# | | | | ±0.25pF | GRM0115C1C5R0CE01# | | |
| | | 3.3pF | ±0.05pF | GRM0115C1C3R3WE01# | | | 5.1pF | ±0.05pF | GRM0115C1C5R1WE01# | | |
| | | | ±0.1pF | GRM0115C1C3R3BE01# | | | | ±0.1pF | GRM0115C1C5R1BE01# | | |
| ±0.25pF | GRM0115C1C3R3CE01# | | ±0.25pF | GRM0115C1C5R1CE01# | | | | | | | |
| 3.4pF | ±0.05pF | GRM0115C1C3R4WE01# | 5.2pF | ±0.05pF | GRM0115C1C5R2WE01# | | | | | | |
| | ±0.1pF | GRM0115C1C3R4BE01# | | ±0.1pF | GRM0115C1C5R2BE01# | | | | | | |
| | ±0.25pF | GRM0115C1C3R4CE01# | | ±0.25pF | GRM0115C1C5R2CE01# | | | | | | |
| 3.5pF | ±0.05pF | GRM0115C1C3R5WE01# | 5.3pF | ±0.05pF | GRM0115C1C5R3WE01# | | | | | | |
| | ±0.1pF | GRM0115C1C3R5BE01# | | ±0.1pF | GRM0115C1C5R3BE01# | | | | | | |
| | ±0.25pF | GRM0115C1C3R5CE01# | | ±0.25pF | GRM0115C1C5R3CE01# | | | | | | |
| 3.6pF | ±0.05pF | GRM0115C1C3R6WE01# | 5.4pF | ±0.05pF | GRM0115C1C5R4WE01# | | | | | | |
| | ±0.1pF | GRM0115C1C3R6BE01# | | ±0.1pF | GRM0115C1C5R4BE01# | | | | | | |
| | ±0.25pF | GRM0115C1C3R6CE01# | | ±0.25pF | GRM0115C1C5R4CE01# | | | | | | |
| 3.7pF | ±0.05pF | GRM0115C1C3R7WE01# | | | | | | | | | |
| | ±0.1pF | GRM0115C1C3R7BE01# | | | | | | | | | |

Part number # indicates the package specification code.



GRM Series Temperature Compensating Type Part Number List

(→ 0.25×0.125mm)

| Rated Voltage | TC Code | Cap. | Tol. | Part Number | Rated Voltage | TC Code | Cap. | Tol. | Part Number |
|---------------|---------|--------|--------------------|--------------------|---------------|---------|---------|--------------------|--------------------|
| 16Vdc | COG | 5.4pF | ±0.25pF | GRM0115C1C5R4CE01# | 16Vdc | COG | 6.8pF | ±0.05pF | GRM0115C1C6R8WE01# |
| | | | ±0.5pF | GRM0115C1C5R4DE01# | | | | ±0.1pF | GRM0115C1C6R8BE01# |
| | | 5.5pF | ±0.05pF | GRM0115C1C5R5WE01# | | | ±0.25pF | GRM0115C1C6R8CE01# | |
| | | | ±0.1pF | GRM0115C1C5R5BE01# | | | ±0.5pF | GRM0115C1C6R8DE01# | |
| | | | ±0.25pF | GRM0115C1C5R5CE01# | | | 6.9pF | ±0.05pF | GRM0115C1C6R9WE01# |
| | | | ±0.5pF | GRM0115C1C5R5DE01# | | | | ±0.1pF | GRM0115C1C6R9BE01# |
| | | 5.6pF | ±0.05pF | GRM0115C1C5R6WE01# | | | | ±0.25pF | GRM0115C1C6R9CE01# |
| | | | ±0.1pF | GRM0115C1C5R6BE01# | | | ±0.5pF | GRM0115C1C6R9DE01# | |
| | | | ±0.25pF | GRM0115C1C5R6CE01# | | | 7.0pF | ±0.05pF | GRM0115C1C7R0WE01# |
| | | ±0.5pF | GRM0115C1C5R6DE01# | ±0.1pF | | | | GRM0115C1C7R0BE01# | |
| | | 5.7pF | ±0.05pF | GRM0115C1C5R7WE01# | | | | ±0.25pF | GRM0115C1C7R0CE01# |
| | | | ±0.1pF | GRM0115C1C5R7BE01# | | | ±0.5pF | GRM0115C1C7R0DE01# | |
| | | | ±0.25pF | GRM0115C1C5R7CE01# | | | 7.1pF | ±0.05pF | GRM0115C1C7R1WE01# |
| | | | ±0.5pF | GRM0115C1C5R7DE01# | | | | ±0.1pF | GRM0115C1C7R1BE01# |
| | | 5.8pF | ±0.05pF | GRM0115C1C5R8WE01# | | | | ±0.25pF | GRM0115C1C7R1CE01# |
| | | | ±0.1pF | GRM0115C1C5R8BE01# | | | ±0.5pF | GRM0115C1C7R1DE01# | |
| | | | ±0.25pF | GRM0115C1C5R8CE01# | | | 7.2pF | ±0.05pF | GRM0115C1C7R2WE01# |
| | | | ±0.5pF | GRM0115C1C5R8DE01# | | | | ±0.1pF | GRM0115C1C7R2BE01# |
| | | 5.9pF | ±0.05pF | GRM0115C1C5R9WE01# | | | | ±0.25pF | GRM0115C1C7R2CE01# |
| | | | ±0.1pF | GRM0115C1C5R9BE01# | | | ±0.5pF | GRM0115C1C7R2DE01# | |
| | | | ±0.25pF | GRM0115C1C5R9CE01# | | | 7.3pF | ±0.05pF | GRM0115C1C7R3WE01# |
| | | | ±0.5pF | GRM0115C1C5R9DE01# | | | | ±0.1pF | GRM0115C1C7R3BE01# |
| | | 6.0pF | ±0.05pF | GRM0115C1C6R0WE01# | | | | ±0.25pF | GRM0115C1C7R3CE01# |
| | | | ±0.1pF | GRM0115C1C6R0BE01# | | | ±0.5pF | GRM0115C1C7R3DE01# | |
| | | | ±0.25pF | GRM0115C1C6R0CE01# | | | 7.4pF | ±0.05pF | GRM0115C1C7R4WE01# |
| | | | ±0.5pF | GRM0115C1C6R0DE01# | | | | ±0.1pF | GRM0115C1C7R4BE01# |
| | | 6.1pF | ±0.05pF | GRM0115C1C6R1WE01# | | | | ±0.25pF | GRM0115C1C7R4CE01# |
| | | | ±0.1pF | GRM0115C1C6R1BE01# | | | ±0.5pF | GRM0115C1C7R4DE01# | |
| | | | ±0.25pF | GRM0115C1C6R1CE01# | | | 7.5pF | ±0.05pF | GRM0115C1C7R5WE01# |
| | | | ±0.5pF | GRM0115C1C6R1DE01# | | | | ±0.1pF | GRM0115C1C7R5BE01# |
| | | 6.2pF | ±0.05pF | GRM0115C1C6R2WE01# | | | | ±0.25pF | GRM0115C1C7R5CE01# |
| | | | ±0.1pF | GRM0115C1C6R2BE01# | | | ±0.5pF | GRM0115C1C7R5DE01# | |
| | | | ±0.25pF | GRM0115C1C6R2CE01# | | | 7.6pF | ±0.05pF | GRM0115C1C7R6WE01# |
| | | | ±0.5pF | GRM0115C1C6R2DE01# | | | | ±0.1pF | GRM0115C1C7R6BE01# |
| | | 6.3pF | ±0.05pF | GRM0115C1C6R3WE01# | | | | ±0.25pF | GRM0115C1C7R6CE01# |
| | | | ±0.1pF | GRM0115C1C6R3BE01# | | | ±0.5pF | GRM0115C1C7R6DE01# | |
| | | | ±0.25pF | GRM0115C1C6R3CE01# | | | 7.7pF | ±0.05pF | GRM0115C1C7R7WE01# |
| | | | ±0.5pF | GRM0115C1C6R3DE01# | | | | ±0.1pF | GRM0115C1C7R7BE01# |
| | | 6.4pF | ±0.05pF | GRM0115C1C6R4WE01# | | | | ±0.25pF | GRM0115C1C7R7CE01# |
| | | | ±0.1pF | GRM0115C1C6R4BE01# | | | ±0.5pF | GRM0115C1C7R7DE01# | |
| | | | ±0.25pF | GRM0115C1C6R4CE01# | | | 7.8pF | ±0.05pF | GRM0115C1C7R8WE01# |
| | | | ±0.5pF | GRM0115C1C6R4DE01# | | | | ±0.1pF | GRM0115C1C7R8BE01# |
| | | 6.5pF | ±0.05pF | GRM0115C1C6R5WE01# | | | | ±0.25pF | GRM0115C1C7R8CE01# |
| | | | ±0.1pF | GRM0115C1C6R5BE01# | | | ±0.5pF | GRM0115C1C7R8DE01# | |
| | | | ±0.25pF | GRM0115C1C6R5CE01# | | | 7.9pF | ±0.05pF | GRM0115C1C7R9WE01# |
| | | | ±0.5pF | GRM0115C1C6R5DE01# | | | | ±0.1pF | GRM0115C1C7R9BE01# |
| | | 6.6pF | ±0.05pF | GRM0115C1C6R6WE01# | | | | ±0.25pF | GRM0115C1C7R9CE01# |
| | | | ±0.1pF | GRM0115C1C6R6BE01# | | | ±0.5pF | GRM0115C1C7R9DE01# | |
| | | | ±0.25pF | GRM0115C1C6R6CE01# | | | 8.0pF | ±0.05pF | GRM0115C1C8R0WE01# |
| | | | ±0.5pF | GRM0115C1C6R6DE01# | | | | ±0.1pF | GRM0115C1C8R0BE01# |
| | | 6.7pF | ±0.05pF | GRM0115C1C6R7WE01# | | | | ±0.25pF | GRM0115C1C8R0CE01# |
| | | | ±0.1pF | GRM0115C1C6R7BE01# | | | ±0.5pF | GRM0115C1C8R0DE01# | |
| | | | ±0.25pF | GRM0115C1C6R7CE01# | | | 8.1pF | ±0.05pF | GRM0115C1C8R1WE01# |
| | | | ±0.5pF | GRM0115C1C6R7DE01# | | | | ±0.1pF | GRM0115C1C8R1BE01# |

- GRM
- GR3
- GRJ
- GR4
- GJM
- GQM
- GQ2
- GA3 GB
- GA3 GD
- GA3 GF
- LLL
- LLA
- LLM
- LLR
- NFM
- GJ4
- ZRA
- ZRB
- KRM
- KR3
- GMA
- GMD
- △Caution /Notice

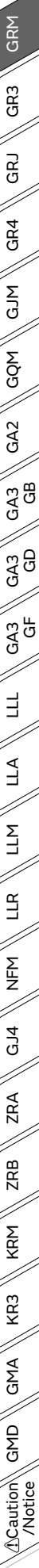
Part number # indicates the package specification code.

GRM Series Temperature Compensating Type Part Number List

(→ 0.25×0.125mm)

| Rated Voltage | TC Code | Cap. | Tol. | Part Number | Rated Voltage | TC Code | Cap. | Tol. | Part Number |
|---------------|--------------------|--------------------|--------------------|--------------------|--------------------|---------|---------|--------------------|--------------------|
| 16Vdc | COG | 8.1pF | ±0.25pF | GRM0115C1C8R1CE01# | 16Vdc | COG | 9.5pF | ±0.05pF | GRM0115C1C9R5WE01# |
| | | | ±0.5pF | GRM0115C1C8R1DE01# | | | | ±0.1pF | GRM0115C1C9R5BE01# |
| | | 8.2pF | ±0.05pF | GRM0115C1C8R2WE01# | | | ±0.25pF | GRM0115C1C9R5CE01# | |
| | | | ±0.1pF | GRM0115C1C8R2BE01# | | | ±0.5pF | GRM0115C1C9R5DE01# | |
| | | | ±0.25pF | GRM0115C1C8R2CE01# | | | 9.6pF | ±0.05pF | GRM0115C1C9R6WE01# |
| | | | ±0.5pF | GRM0115C1C8R2DE01# | | | | ±0.1pF | GRM0115C1C9R6BE01# |
| | | 8.3pF | ±0.05pF | GRM0115C1C8R3WE01# | | | | ±0.25pF | GRM0115C1C9R6CE01# |
| | | | ±0.1pF | GRM0115C1C8R3BE01# | | | ±0.5pF | GRM0115C1C9R6DE01# | |
| | | | ±0.25pF | GRM0115C1C8R3CE01# | | | 9.7pF | ±0.05pF | GRM0115C1C9R7WE01# |
| | | ±0.5pF | GRM0115C1C8R3DE01# | ±0.1pF | | | | GRM0115C1C9R7BE01# | |
| | | 8.4pF | ±0.05pF | GRM0115C1C8R4WE01# | | | | ±0.25pF | GRM0115C1C9R7CE01# |
| | | | ±0.1pF | GRM0115C1C8R4BE01# | | | ±0.5pF | GRM0115C1C9R7DE01# | |
| | | | ±0.25pF | GRM0115C1C8R4CE01# | | | 9.8pF | ±0.05pF | GRM0115C1C9R8WE01# |
| | | | ±0.5pF | GRM0115C1C8R4DE01# | | | | ±0.1pF | GRM0115C1C9R8BE01# |
| | | 8.5pF | ±0.05pF | GRM0115C1C8R5WE01# | | | | ±0.25pF | GRM0115C1C9R8CE01# |
| | | | ±0.1pF | GRM0115C1C8R5BE01# | | | ±0.5pF | GRM0115C1C9R8DE01# | |
| | | | ±0.25pF | GRM0115C1C8R5CE01# | | | 9.9pF | ±0.05pF | GRM0115C1C9R9WE01# |
| | | | ±0.5pF | GRM0115C1C8R5DE01# | | | | ±0.1pF | GRM0115C1C9R9BE01# |
| | | 8.6pF | ±0.05pF | GRM0115C1C8R6WE01# | | | | ±0.25pF | GRM0115C1C9R9CE01# |
| | | | ±0.1pF | GRM0115C1C8R6BE01# | | | ±0.5pF | GRM0115C1C9R9DE01# | |
| | | | ±0.25pF | GRM0115C1C8R6CE01# | | | 10pF | ±2% | GRM0115C1C100GE01# |
| | | | ±0.5pF | GRM0115C1C8R6DE01# | | | | ±5% | GRM0115C1C100JE01# |
| | | 8.7pF | ±0.05pF | GRM0115C1C8R7WE01# | | | 11pF | ±2% | GRM0115C1C110GE01# |
| | | | ±0.1pF | GRM0115C1C8R7BE01# | | | | ±5% | GRM0115C1C110JE01# |
| | | | ±0.25pF | GRM0115C1C8R7CE01# | | | 12pF | ±2% | GRM0115C1C120GE01# |
| | | | ±0.5pF | GRM0115C1C8R7DE01# | | | | ±5% | GRM0115C1C120JE01# |
| | | 8.8pF | ±0.05pF | GRM0115C1C8R8WE01# | | | 13pF | ±2% | GRM0115C1C130GE01# |
| | | | ±0.1pF | GRM0115C1C8R8BE01# | | | | ±5% | GRM0115C1C130JE01# |
| | | | ±0.25pF | GRM0115C1C8R8CE01# | | | 15pF | ±2% | GRM0115C1C150GE01# |
| | | | ±0.5pF | GRM0115C1C8R8DE01# | | | | ±5% | GRM0115C1C150JE01# |
| | | 8.9pF | ±0.05pF | GRM0115C1C8R9WE01# | | | 16pF | ±2% | GRM0115C1C160GE01# |
| | | | ±0.1pF | GRM0115C1C8R9BE01# | | | | ±5% | GRM0115C1C160JE01# |
| | | | ±0.25pF | GRM0115C1C8R9CE01# | | | 18pF | ±2% | GRM0115C1C180GE01# |
| | | | ±0.5pF | GRM0115C1C8R9DE01# | | | | ±5% | GRM0115C1C180JE01# |
| | | 9.0pF | ±0.05pF | GRM0115C1C9R0WE01# | | | 20pF | ±2% | GRM0115C1C200GE01# |
| | | | ±0.1pF | GRM0115C1C9R0BE01# | | | | ±5% | GRM0115C1C200JE01# |
| | | | ±0.25pF | GRM0115C1C9R0CE01# | | | 22pF | ±2% | GRM0115C1C220GE01# |
| | | | ±0.5pF | GRM0115C1C9R0DE01# | | | | ±5% | GRM0115C1C220JE01# |
| | | 9.1pF | ±0.05pF | GRM0115C1C9R1WE01# | | | 24pF | ±2% | GRM0115C1C240GE01# |
| | | | ±0.1pF | GRM0115C1C9R1BE01# | | | | ±5% | GRM0115C1C240JE01# |
| | | | ±0.25pF | GRM0115C1C9R1CE01# | | | 27pF | ±2% | GRM0115C1C270GE01# |
| | | | ±0.5pF | GRM0115C1C9R1DE01# | | | | ±5% | GRM0115C1C270JE01# |
| | | 9.2pF | ±0.05pF | GRM0115C1C9R2WE01# | | | 30pF | ±2% | GRM0115C1C300GE01# |
| | | | ±0.1pF | GRM0115C1C9R2BE01# | | | | ±5% | GRM0115C1C300JE01# |
| | | | ±0.25pF | GRM0115C1C9R2CE01# | | | 33pF | ±2% | GRM0115C1C330GE01# |
| | | | ±0.5pF | GRM0115C1C9R2DE01# | | | | ±5% | GRM0115C1C330JE01# |
| | | 9.3pF | ±0.05pF | GRM0115C1C9R3WE01# | | | 36pF | ±2% | GRM0115C1C360GE01# |
| | | | ±0.1pF | GRM0115C1C9R3BE01# | | | | ±5% | GRM0115C1C360JE01# |
| ±0.25pF | GRM0115C1C9R3CE01# | | 39pF | ±2% | GRM0115C1C390GE01# | | | | |
| ±0.5pF | GRM0115C1C9R3DE01# | | | ±5% | GRM0115C1C390JE01# | | | | |
| 9.4pF | ±0.05pF | GRM0115C1C9R4WE01# | 43pF | ±2% | GRM0115C1C430GE01# | | | | |
| | ±0.1pF | GRM0115C1C9R4BE01# | | ±5% | GRM0115C1C430JE01# | | | | |
| | ±0.25pF | GRM0115C1C9R4CE01# | 47pF | ±2% | GRM0115C1C470GE01# | | | | |
| | ±0.5pF | GRM0115C1C9R4DE01# | | ±5% | GRM0115C1C470JE01# | | | | |

Part number # indicates the package specification code.



GRM Series Temperature Compensating Type Part Number List

(→ 0.25×0.125mm)

| Rated Voltage | TC Code | Cap. | Tol. | Part Number |
|---------------|---------|-------|------|--------------------|
| 16Vdc | COG | 51pF | ±2% | GRM0115C1C510GE01# |
| | | | ±5% | GRM0115C1C510JE01# |
| | | 56pF | ±2% | GRM0115C1C560GE01# |
| | | | ±5% | GRM0115C1C560JE01# |
| | | 62pF | ±2% | GRM0115C1C620GE01# |
| | | | ±5% | GRM0115C1C620JE01# |
| | | 68pF | ±2% | GRM0115C1C680GE01# |
| | | | ±5% | GRM0115C1C680JE01# |
| | | 75pF | ±2% | GRM0115C1C750GE01# |
| | | | ±5% | GRM0115C1C750JE01# |
| | | 82pF | ±2% | GRM0115C1C820GE01# |
| | | | ±5% | GRM0115C1C820JE01# |
| | | 91pF | ±2% | GRM0115C1C910GE01# |
| | | | ±5% | GRM0115C1C910JE01# |
| | | 100pF | ±2% | GRM0115C1C101GE01# |
| | | | ±5% | GRM0115C1C101JE01# |

| Rated Voltage | TC Code | Cap. | Tol. | Part Number |
|---------------|--------------------|-------|---------|--------------------|
| 50Vdc | COG | 1.5pF | ±0.25pF | GRM0225C1H1R5CA03# |
| | | | | |
| | | 1.6pF | ±0.05pF | GRM0225C1H1R6WA03# |
| | | | ±0.1pF | GRM0225C1H1R6BA03# |
| | | | ±0.25pF | GRM0225C1H1R6CA03# |
| | | 1.7pF | ±0.05pF | GRM0225C1H1R7WA03# |
| | | | ±0.1pF | GRM0225C1H1R7BA03# |
| | | | ±0.25pF | GRM0225C1H1R7CA03# |
| | | 1.8pF | ±0.05pF | GRM0225C1H1R8WA03# |
| | | | ±0.1pF | GRM0225C1H1R8BA03# |
| | | | ±0.25pF | GRM0225C1H1R8CA03# |
| | | 1.9pF | ±0.05pF | GRM0225C1H1R9WA03# |
| | | | ±0.1pF | GRM0225C1H1R9BA03# |
| | | | ±0.25pF | GRM0225C1H1R9CA03# |
| | | 2.0pF | ±0.05pF | GRM0225C1H2R0WA03# |
| | | | ±0.1pF | GRM0225C1H2R0BA03# |
| | | | ±0.25pF | GRM0225C1H2R0CA03# |
| | | 2.1pF | ±0.05pF | GRM0225C1H2R1WA03# |
| | | | ±0.1pF | GRM0225C1H2R1BA03# |
| | | | ±0.25pF | GRM0225C1H2R1CA03# |
| | | 2.2pF | ±0.05pF | GRM0225C1H2R2WA03# |
| | | | ±0.1pF | GRM0225C1H2R2BA03# |
| | | | ±0.25pF | GRM0225C1H2R2CA03# |
| | | 2.3pF | ±0.05pF | GRM0225C1H2R3WA03# |
| | | | ±0.1pF | GRM0225C1H2R3BA03# |
| | | | ±0.25pF | GRM0225C1H2R3CA03# |
| | | 2.4pF | ±0.05pF | GRM0225C1H2R4WA03# |
| | | | ±0.1pF | GRM0225C1H2R4BA03# |
| | | | ±0.25pF | GRM0225C1H2R4CA03# |
| | | 2.5pF | ±0.05pF | GRM0225C1H2R5WA03# |
| | | | ±0.1pF | GRM0225C1H2R5BA03# |
| | | | ±0.25pF | GRM0225C1H2R5CA03# |
| | | 2.6pF | ±0.05pF | GRM0225C1H2R6WA03# |
| | | | ±0.1pF | GRM0225C1H2R6BA03# |
| | | | ±0.25pF | GRM0225C1H2R6CA03# |
| | | 2.7pF | ±0.05pF | GRM0225C1H2R7WA03# |
| | | | ±0.1pF | GRM0225C1H2R7BA03# |
| | | | ±0.25pF | GRM0225C1H2R7CA03# |
| | | 2.8pF | ±0.05pF | GRM0225C1H2R8WA03# |
| | | | ±0.1pF | GRM0225C1H2R8BA03# |
| | | | ±0.25pF | GRM0225C1H2R8CA03# |
| | | 2.9pF | ±0.05pF | GRM0225C1H2R9WA03# |
| | | | ±0.1pF | GRM0225C1H2R9BA03# |
| | | | ±0.25pF | GRM0225C1H2R9CA03# |
| | | 3.0pF | ±0.05pF | GRM0225C1H3R0WA03# |
| | | | ±0.1pF | GRM0225C1H3R0BA03# |
| | | | ±0.25pF | GRM0225C1H3R0CA03# |
| | | 3.1pF | ±0.05pF | GRM0225C1H3R1WA03# |
| | | | ±0.1pF | GRM0225C1H3R1BA03# |
| | | | ±0.25pF | GRM0225C1H3R1CA03# |
| | | 3.2pF | ±0.05pF | GRM0225C1H3R2WA03# |
| | | | ±0.1pF | GRM0225C1H3R2BA03# |
| | | | ±0.25pF | GRM0225C1H3R2CA03# |
| | | 3.3pF | ±0.05pF | GRM0225C1H3R3WA03# |
| ±0.1pF | GRM0225C1H3R3BA03# | | | |

0.4×0.2mm

| Rated Voltage | TC Code | Cap. | Tol. | Part Number |
|---------------|---------|--------|---------|--------------------|
| 50Vdc | COG | 0.20pF | ±0.05pF | GRM0225C1HR20WA03# |
| | | | ±0.1pF | GRM0225C1HR20BA03# |
| | | 0.30pF | ±0.05pF | GRM0225C1HR30WA03# |
| | | | ±0.1pF | GRM0225C1HR30BA03# |
| | | 0.40pF | ±0.05pF | GRM0225C1HR40WA03# |
| | | | ±0.1pF | GRM0225C1HR40BA03# |
| | | 0.50pF | ±0.05pF | GRM0225C1HR50WA03# |
| | | | ±0.1pF | GRM0225C1HR50BA03# |
| | | 0.60pF | ±0.05pF | GRM0225C1HR60WA03# |
| | | | ±0.1pF | GRM0225C1HR60BA03# |
| | | 0.70pF | ±0.05pF | GRM0225C1HR70WA03# |
| | | | ±0.1pF | GRM0225C1HR70BA03# |
| | | 0.80pF | ±0.05pF | GRM0225C1HR80WA03# |
| | | | ±0.1pF | GRM0225C1HR80BA03# |
| | | 0.90pF | ±0.05pF | GRM0225C1HR90WA03# |
| | | | ±0.1pF | GRM0225C1HR90BA03# |
| | | 1.0pF | ±0.05pF | GRM0225C1H1R0WA03# |
| | | | ±0.1pF | GRM0225C1H1R0BA03# |
| | | | ±0.25pF | GRM0225C1H1R0CA03# |
| | | 1.1pF | ±0.05pF | GRM0225C1H1R1WA03# |
| | | | ±0.1pF | GRM0225C1H1R1BA03# |
| | | | ±0.25pF | GRM0225C1H1R1CA03# |
| | | 1.2pF | ±0.05pF | GRM0225C1H1R2WA03# |
| | | | ±0.1pF | GRM0225C1H1R2BA03# |
| | | | ±0.25pF | GRM0225C1H1R2CA03# |
| | | 1.3pF | ±0.05pF | GRM0225C1H1R3WA03# |
| | | | ±0.1pF | GRM0225C1H1R3BA03# |
| | | | ±0.25pF | GRM0225C1H1R3CA03# |
| | | 1.4pF | ±0.05pF | GRM0225C1H1R4WA03# |
| | | | ±0.1pF | GRM0225C1H1R4BA03# |
| | | | ±0.25pF | GRM0225C1H1R4CA03# |
| | | 1.5pF | ±0.05pF | GRM0225C1H1R5WA03# |
| | | | ±0.1pF | GRM0225C1H1R5BA03# |

Part number # indicates the package specification code.

GRM
 GR3
 GRJ
 GR4
 GJM
 GQM
 GA2
 GA3 GB
 GA3 GD
 GA3 GF
 LLL
 LLA
 LLM
 LLR
 NFM
 GJ4
 ZRA
 ZRB
 KRM
 KR3
 GMA
 GMD
 △Caution / Notice

GRM Series Temperature Compensating Type Part Number List

(→ 0.4×0.2mm)

| Rated Voltage | TC Code | Cap. | Tol. | Part Number | Rated Voltage | TC Code | Cap. | Tol. | Part Number | | | | | | | | | |
|---------------|---------|---------|--------------------|--------------------|---------------|---------|--------------------|--------------------|--------------------|--------------------|--------------------|--|--|--|--|--|--|--|
| 50Vdc | COG | 3.3pF | ±0.25pF | GRM0225C1H3R3CA03# | 50Vdc | COG | 5.1pF | ±0.25pF | GRM0225C1H5R1CA03# | | | | | | | | | |
| | | | ±0.05pF | GRM0225C1H3R4WA03# | | | | ±0.5pF | GRM0225C1H5R1DA03# | | | | | | | | | |
| | | | ±0.1pF | GRM0225C1H3R4BA03# | | | | 5.2pF | ±0.05pF | GRM0225C1H5R2WA03# | | | | | | | | |
| | | ±0.25pF | GRM0225C1H3R4CA03# | ±0.1pF | | | GRM0225C1H5R2BA03# | | | | | | | | | | | |
| | | 3.5pF | ±0.05pF | GRM0225C1H3R5WA03# | | | ±0.25pF | | GRM0225C1H5R2CA03# | | | | | | | | | |
| | | | ±0.1pF | GRM0225C1H3R5BA03# | | | ±0.5pF | GRM0225C1H5R2DA03# | | | | | | | | | | |
| | | | ±0.25pF | GRM0225C1H3R5CA03# | | | 5.3pF | ±0.05pF | GRM0225C1H5R3WA03# | | | | | | | | | |
| | | 3.6pF | ±0.05pF | GRM0225C1H3R6WA03# | | | | ±0.1pF | GRM0225C1H5R3BA03# | | | | | | | | | |
| | | | ±0.1pF | GRM0225C1H3R6BA03# | | | | ±0.25pF | GRM0225C1H5R3CA03# | | | | | | | | | |
| | | | ±0.25pF | GRM0225C1H3R6CA03# | | | ±0.5pF | GRM0225C1H5R3DA03# | | | | | | | | | | |
| | | 3.7pF | ±0.05pF | GRM0225C1H3R7WA03# | | | 5.4pF | ±0.05pF | GRM0225C1H5R4WA03# | | | | | | | | | |
| | | | ±0.1pF | GRM0225C1H3R7BA03# | | | | ±0.1pF | GRM0225C1H5R4BA03# | | | | | | | | | |
| | | | ±0.25pF | GRM0225C1H3R7CA03# | | | | ±0.25pF | GRM0225C1H5R4CA03# | | | | | | | | | |
| | | 3.8pF | ±0.05pF | GRM0225C1H3R8WA03# | | | ±0.5pF | GRM0225C1H5R4DA03# | 5.5pF | ±0.05pF | GRM0225C1H5R5WA03# | | | | | | | |
| | | | ±0.1pF | GRM0225C1H3R8BA03# | | | ±0.1pF | GRM0225C1H5R5BA03# | | ±0.1pF | GRM0225C1H5R5BA03# | | | | | | | |
| | | | ±0.25pF | GRM0225C1H3R8CA03# | | | ±0.25pF | GRM0225C1H5R5CA03# | | ±0.25pF | GRM0225C1H5R5CA03# | | | | | | | |
| | | 3.9pF | ±0.05pF | GRM0225C1H3R9WA03# | | | ±0.5pF | GRM0225C1H5R5DA03# | 5.6pF | ±0.05pF | GRM0225C1H5R6WA03# | | | | | | | |
| | | | ±0.1pF | GRM0225C1H3R9BA03# | | | ±0.1pF | GRM0225C1H5R6BA03# | | ±0.1pF | GRM0225C1H5R6BA03# | | | | | | | |
| | | | ±0.25pF | GRM0225C1H3R9CA03# | | | ±0.25pF | GRM0225C1H5R6CA03# | | ±0.25pF | GRM0225C1H5R6CA03# | | | | | | | |
| | | 4.0pF | ±0.05pF | GRM0225C1H4R0WA03# | | | ±0.5pF | GRM0225C1H5R6DA03# | 5.7pF | ±0.05pF | GRM0225C1H5R7WA03# | | | | | | | |
| | | | ±0.1pF | GRM0225C1H4R0BA03# | | | ±0.1pF | GRM0225C1H5R7BA03# | | ±0.1pF | GRM0225C1H5R7BA03# | | | | | | | |
| | | | ±0.25pF | GRM0225C1H4R0CA03# | | | ±0.25pF | GRM0225C1H5R7CA03# | | ±0.25pF | GRM0225C1H5R7CA03# | | | | | | | |
| | | 4.1pF | ±0.05pF | GRM0225C1H4R1WA03# | | | ±0.5pF | GRM0225C1H5R7DA03# | 5.8pF | ±0.05pF | GRM0225C1H5R8WA03# | | | | | | | |
| | | | ±0.1pF | GRM0225C1H4R1BA03# | | | ±0.1pF | GRM0225C1H5R8BA03# | | ±0.1pF | GRM0225C1H5R8BA03# | | | | | | | |
| | | | ±0.25pF | GRM0225C1H4R1CA03# | | | ±0.25pF | GRM0225C1H5R8CA03# | | ±0.25pF | GRM0225C1H5R8CA03# | | | | | | | |
| | | 4.2pF | ±0.05pF | GRM0225C1H4R2WA03# | | | ±0.5pF | GRM0225C1H5R8DA03# | 5.9pF | ±0.05pF | GRM0225C1H5R9WA03# | | | | | | | |
| | | | ±0.1pF | GRM0225C1H4R2BA03# | | | ±0.1pF | GRM0225C1H5R9BA03# | | ±0.1pF | GRM0225C1H5R9BA03# | | | | | | | |
| | | | ±0.25pF | GRM0225C1H4R2CA03# | | | ±0.25pF | GRM0225C1H5R9CA03# | | ±0.25pF | GRM0225C1H5R9CA03# | | | | | | | |
| | | 4.3pF | ±0.05pF | GRM0225C1H4R3WA03# | | | ±0.5pF | GRM0225C1H5R9DA03# | 6.0pF | ±0.05pF | GRM0225C1H6R0WA03# | | | | | | | |
| | | | ±0.1pF | GRM0225C1H4R3BA03# | | | ±0.1pF | GRM0225C1H6R0BA03# | | ±0.1pF | GRM0225C1H6R0BA03# | | | | | | | |
| | | | ±0.25pF | GRM0225C1H4R3CA03# | | | ±0.25pF | GRM0225C1H6R0CA03# | | ±0.25pF | GRM0225C1H6R0CA03# | | | | | | | |
| | | 4.4pF | ±0.05pF | GRM0225C1H4R4WA03# | | | ±0.5pF | GRM0225C1H6R0DA03# | 6.1pF | ±0.05pF | GRM0225C1H6R1WA03# | | | | | | | |
| | | | ±0.1pF | GRM0225C1H4R4BA03# | | | ±0.1pF | GRM0225C1H6R1BA03# | | ±0.1pF | GRM0225C1H6R1BA03# | | | | | | | |
| | | | ±0.25pF | GRM0225C1H4R4CA03# | | | ±0.25pF | GRM0225C1H6R1CA03# | | ±0.25pF | GRM0225C1H6R1CA03# | | | | | | | |
| | | 4.5pF | ±0.05pF | GRM0225C1H4R5WA03# | | | ±0.5pF | GRM0225C1H6R1DA03# | 6.2pF | ±0.05pF | GRM0225C1H6R2WA03# | | | | | | | |
| | | | ±0.1pF | GRM0225C1H4R5BA03# | | | ±0.1pF | GRM0225C1H6R2BA03# | | ±0.1pF | GRM0225C1H6R2BA03# | | | | | | | |
| | | | ±0.25pF | GRM0225C1H4R5CA03# | | | ±0.25pF | GRM0225C1H6R2CA03# | | ±0.25pF | GRM0225C1H6R2CA03# | | | | | | | |
| | | 4.6pF | ±0.05pF | GRM0225C1H4R6WA03# | | | ±0.5pF | GRM0225C1H6R2DA03# | 6.3pF | ±0.05pF | GRM0225C1H6R3WA03# | | | | | | | |
| | | | ±0.1pF | GRM0225C1H4R6BA03# | | | ±0.1pF | GRM0225C1H6R3BA03# | | ±0.1pF | GRM0225C1H6R3BA03# | | | | | | | |
| | | | ±0.25pF | GRM0225C1H4R6CA03# | | | ±0.25pF | GRM0225C1H6R3CA03# | | ±0.25pF | GRM0225C1H6R3CA03# | | | | | | | |
| | | 4.7pF | ±0.05pF | GRM0225C1H4R7WA03# | | | ±0.5pF | GRM0225C1H6R3DA03# | 6.4pF | ±0.05pF | GRM0225C1H6R4WA03# | | | | | | | |
| | | | ±0.1pF | GRM0225C1H4R7BA03# | | | ±0.1pF | GRM0225C1H6R4BA03# | | ±0.1pF | GRM0225C1H6R4BA03# | | | | | | | |
| | | | ±0.25pF | GRM0225C1H4R7CA03# | | | ±0.25pF | GRM0225C1H6R4CA03# | | ±0.25pF | GRM0225C1H6R4CA03# | | | | | | | |
| | | 4.8pF | ±0.05pF | GRM0225C1H4R8WA03# | | | ±0.5pF | GRM0225C1H6R4DA03# | | | | | | | | | | |
| | | | ±0.1pF | GRM0225C1H4R8BA03# | | | | | | | | | | | | | | |
| | | | ±0.25pF | GRM0225C1H4R8CA03# | | | | | | | | | | | | | | |
| | | 4.9pF | ±0.05pF | GRM0225C1H4R9WA03# | | | | | | | | | | | | | | |
| | | | ±0.1pF | GRM0225C1H4R9BA03# | | | | | | | | | | | | | | |
| | | | ±0.25pF | GRM0225C1H4R9CA03# | | | | | | | | | | | | | | |
| | | 5.0pF | ±0.05pF | GRM0225C1H5R0WA03# | | | | | | | | | | | | | | |
| | | | ±0.1pF | GRM0225C1H5R0BA03# | | | | | | | | | | | | | | |
| | | | ±0.25pF | GRM0225C1H5R0CA03# | | | | | | | | | | | | | | |
| | | 5.1pF | ±0.05pF | GRM0225C1H5R1WA03# | | | | | | | | | | | | | | |
| | | | ±0.1pF | GRM0225C1H5R1BA03# | | | | | | | | | | | | | | |

- GRM
- GR3
- GRJ
- GR4
- GJM
- GQM
- GA2
- GA3 GB
- GA3 GD
- GA3 GF
- LLL
- LLA
- LLM
- LLR
- NFM
- GJ4
- ZRA
- ZRB
- KRM
- KR3
- GMA
- GMD
- ⚠Caution /Notice

Part number # indicates the package specification code.

GRM Series Temperature Compensating Type Part Number List

(→ 0.4×0.2mm)

| Rated Voltage | TC Code | Cap. | Tol. | Part Number | Rated Voltage | TC Code | Cap. | Tol. | Part Number | |
|---------------|---------|-------|---------|--------------------|---------------|---------|---------|---------|--------------------|--------------------|
| 50Vdc | COG | 6.5pF | ±0.05pF | GRM0225C1H6R5WA03# | 50Vdc | COG | 7.8pF | ±0.25pF | GRM0225C1H7R8CA03# | |
| | | | ±0.1pF | GRM0225C1H6R5BA03# | | | | ±0.5pF | GRM0225C1H7R8DA03# | |
| | | | ±0.25pF | GRM0225C1H6R5CA03# | | | | 7.9pF | ±0.05pF | GRM0225C1H7R9WA03# |
| | | | ±0.5pF | GRM0225C1H6R5DA03# | | | | | ±0.1pF | GRM0225C1H7R9BA03# |
| | | 6.6pF | ±0.05pF | GRM0225C1H6R6WA03# | | | ±0.25pF | | GRM0225C1H7R9CA03# | |
| | | | ±0.1pF | GRM0225C1H6R6BA03# | | | ±0.5pF | | GRM0225C1H7R9DA03# | |
| | | | ±0.25pF | GRM0225C1H6R6CA03# | | | 8.0pF | ±0.05pF | GRM0225C1H8R0WA03# | |
| | | | ±0.5pF | GRM0225C1H6R6DA03# | | | | ±0.1pF | GRM0225C1H8R0BA03# | |
| | | 6.7pF | ±0.05pF | GRM0225C1H6R7WA03# | | | | ±0.25pF | GRM0225C1H8R0CA03# | |
| | | | ±0.1pF | GRM0225C1H6R7BA03# | | | | ±0.5pF | GRM0225C1H8R0DA03# | |
| | | | ±0.25pF | GRM0225C1H6R7CA03# | | | 8.1pF | ±0.05pF | GRM0225C1H8R1WA03# | |
| | | | ±0.5pF | GRM0225C1H6R7DA03# | | | | ±0.1pF | GRM0225C1H8R1BA03# | |
| | | 6.8pF | ±0.05pF | GRM0225C1H6R8WA03# | | | | ±0.25pF | GRM0225C1H8R1CA03# | |
| | | | ±0.1pF | GRM0225C1H6R8BA03# | | | | ±0.5pF | GRM0225C1H8R1DA03# | |
| | | | ±0.25pF | GRM0225C1H6R8CA03# | | | 8.2pF | ±0.05pF | GRM0225C1H8R2WA03# | |
| | | | ±0.5pF | GRM0225C1H6R8DA03# | | | | ±0.1pF | GRM0225C1H8R2BA03# | |
| | | 6.9pF | ±0.05pF | GRM0225C1H6R9WA03# | | | | ±0.25pF | GRM0225C1H8R2CA03# | |
| | | | ±0.1pF | GRM0225C1H6R9BA03# | | | | ±0.5pF | GRM0225C1H8R2DA03# | |
| | | | ±0.25pF | GRM0225C1H6R9CA03# | | | 8.3pF | ±0.05pF | GRM0225C1H8R3WA03# | |
| | | | ±0.5pF | GRM0225C1H6R9DA03# | | | | ±0.1pF | GRM0225C1H8R3BA03# | |
| | | 7.0pF | ±0.05pF | GRM0225C1H7R0WA03# | | | | ±0.25pF | GRM0225C1H8R3CA03# | |
| | | | ±0.1pF | GRM0225C1H7R0BA03# | | | | ±0.5pF | GRM0225C1H8R3DA03# | |
| | | | ±0.25pF | GRM0225C1H7R0CA03# | | | 8.4pF | ±0.05pF | GRM0225C1H8R4WA03# | |
| | | | ±0.5pF | GRM0225C1H7R0DA03# | | | | ±0.1pF | GRM0225C1H8R4BA03# | |
| | | 7.1pF | ±0.05pF | GRM0225C1H7R1WA03# | | | | ±0.25pF | GRM0225C1H8R4CA03# | |
| | | | ±0.1pF | GRM0225C1H7R1BA03# | | | | ±0.5pF | GRM0225C1H8R4DA03# | |
| | | | ±0.25pF | GRM0225C1H7R1CA03# | | | 8.5pF | ±0.05pF | GRM0225C1H8R5WA03# | |
| | | | ±0.5pF | GRM0225C1H7R1DA03# | | | | ±0.1pF | GRM0225C1H8R5BA03# | |
| | | 7.2pF | ±0.05pF | GRM0225C1H7R2WA03# | | | | ±0.25pF | GRM0225C1H8R5CA03# | |
| | | | ±0.1pF | GRM0225C1H7R2BA03# | | | | ±0.5pF | GRM0225C1H8R5DA03# | |
| | | | ±0.25pF | GRM0225C1H7R2CA03# | | | 8.6pF | ±0.05pF | GRM0225C1H8R6WA03# | |
| | | | ±0.5pF | GRM0225C1H7R2DA03# | | | | ±0.1pF | GRM0225C1H8R6BA03# | |
| | | 7.3pF | ±0.05pF | GRM0225C1H7R3WA03# | | | | ±0.25pF | GRM0225C1H8R6CA03# | |
| | | | ±0.1pF | GRM0225C1H7R3BA03# | | | | ±0.5pF | GRM0225C1H8R6DA03# | |
| | | | ±0.25pF | GRM0225C1H7R3CA03# | | | 8.7pF | ±0.05pF | GRM0225C1H8R7WA03# | |
| | | | ±0.5pF | GRM0225C1H7R3DA03# | | | | ±0.1pF | GRM0225C1H8R7BA03# | |
| | | 7.4pF | ±0.05pF | GRM0225C1H7R4WA03# | | | | ±0.25pF | GRM0225C1H8R7CA03# | |
| | | | ±0.1pF | GRM0225C1H7R4BA03# | | | | ±0.5pF | GRM0225C1H8R7DA03# | |
| | | | ±0.25pF | GRM0225C1H7R4CA03# | | | 8.8pF | ±0.05pF | GRM0225C1H8R8WA03# | |
| | | | ±0.5pF | GRM0225C1H7R4DA03# | | | | ±0.1pF | GRM0225C1H8R8BA03# | |
| | | 7.5pF | ±0.05pF | GRM0225C1H7R5WA03# | | | | ±0.25pF | GRM0225C1H8R8CA03# | |
| | | | ±0.1pF | GRM0225C1H7R5BA03# | | | | ±0.5pF | GRM0225C1H8R8DA03# | |
| | | | ±0.25pF | GRM0225C1H7R5CA03# | | | 8.9pF | ±0.05pF | GRM0225C1H8R9WA03# | |
| | | | ±0.5pF | GRM0225C1H7R5DA03# | | | | ±0.1pF | GRM0225C1H8R9BA03# | |
| | | 7.6pF | ±0.05pF | GRM0225C1H7R6WA03# | | | | ±0.25pF | GRM0225C1H8R9CA03# | |
| | | | ±0.1pF | GRM0225C1H7R6BA03# | | | | ±0.5pF | GRM0225C1H8R9DA03# | |
| | | | ±0.25pF | GRM0225C1H7R6CA03# | | | 9.0pF | ±0.05pF | GRM0225C1H9R0WA03# | |
| | | | ±0.5pF | GRM0225C1H7R6DA03# | | | | ±0.1pF | GRM0225C1H9R0BA03# | |
| | | 7.7pF | ±0.05pF | GRM0225C1H7R7WA03# | | | | ±0.25pF | GRM0225C1H9R0CA03# | |
| | | | ±0.1pF | GRM0225C1H7R7BA03# | | | | ±0.5pF | GRM0225C1H9R0DA03# | |
| | | | ±0.25pF | GRM0225C1H7R7CA03# | | | 9.1pF | ±0.05pF | GRM0225C1H9R1WA03# | |
| | | | ±0.5pF | GRM0225C1H7R7DA03# | | | | ±0.1pF | GRM0225C1H9R1BA03# | |
| | | 7.8pF | ±0.05pF | GRM0225C1H7R8WA03# | | | | ±0.25pF | GRM0225C1H9R1CA03# | |
| | | | ±0.1pF | GRM0225C1H7R8BA03# | | | | ±0.5pF | GRM0225C1H9R1DA03# | |

- GRM
- GR3
- GRJ
- GR4
- GJM
- GQM
- GA2
- GA3 GB
- GA3 GD
- GA3 GF
- LLL
- LLA
- LLM
- LLR
- NFM
- GJ4
- ZRA
- ZRB
- KRM
- KR3
- GMA
- GMD
- ⚠Caution /Notice

Part number # indicates the package specification code.

GRM Series Temperature Compensating Type Part Number List

(→ 0.4×0.2mm)

| Rated Voltage | TC Code | Cap. | Tol. | Part Number | Rated Voltage | TC Code | Cap. | Tol. | Part Number | |
|---------------|---------|--------------------|---------|--------------------|--------------------|---------|-------|---------|--------------------|--------------------|
| 50Vdc | COG | 9.2pF | ±0.05pF | GRM0225C1H9R2WA03# | 50Vdc | COG | 30pF | ±2% | GRM0225C1H300GA02# | |
| | | | ±0.1pF | GRM0225C1H9R2BA03# | | | | ±5% | GRM0225C1H300JA02# | |
| | | | ±0.25pF | GRM0225C1H9R2CA03# | | | 33pF | ±2% | GRM0225C1H330GA02# | |
| | | | ±0.5pF | GRM0225C1H9R2DA03# | | | | ±5% | GRM0225C1H330JA02# | |
| | | 9.3pF | ±0.05pF | GRM0225C1H9R3WA03# | | | 36pF | ±2% | GRM0225C1H360GA02# | |
| | | | ±0.1pF | GRM0225C1H9R3BA03# | | | | ±5% | GRM0225C1H360JA02# | |
| | | | ±0.25pF | GRM0225C1H9R3CA03# | | | 39pF | ±2% | GRM0225C1H390GA02# | |
| | | | ±0.5pF | GRM0225C1H9R3DA03# | | | | ±5% | GRM0225C1H390JA02# | |
| | | 9.4pF | ±0.05pF | GRM0225C1H9R4WA03# | | | 43pF | ±2% | GRM0225C1H430GA02# | |
| | | | ±0.1pF | GRM0225C1H9R4BA03# | | | | ±5% | GRM0225C1H430JA02# | |
| | | | ±0.25pF | GRM0225C1H9R4CA03# | | | 47pF | ±2% | GRM0225C1H470GA02# | |
| | | | ±0.5pF | GRM0225C1H9R4DA03# | | | | ±5% | GRM0225C1H470JA02# | |
| | | 9.5pF | ±0.05pF | GRM0225C1H9R5WA03# | | | 51pF | ±2% | GRM0225C1H510GA02# | |
| | | | ±0.1pF | GRM0225C1H9R5BA03# | | | | ±5% | GRM0225C1H510JA02# | |
| | | | ±0.25pF | GRM0225C1H9R5CA03# | | | 56pF | ±2% | GRM0225C1H560GA02# | |
| | | | ±0.5pF | GRM0225C1H9R5DA03# | | | | ±5% | GRM0225C1H560JA02# | |
| | | 9.6pF | ±0.05pF | GRM0225C1H9R6WA03# | | | 62pF | ±2% | GRM0225C1H620GA02# | |
| | | | ±0.1pF | GRM0225C1H9R6BA03# | | | | ±5% | GRM0225C1H620JA02# | |
| | | | ±0.25pF | GRM0225C1H9R6CA03# | | | 68pF | ±2% | GRM0225C1H680GA02# | |
| | | | ±0.5pF | GRM0225C1H9R6DA03# | | | | ±5% | GRM0225C1H680JA02# | |
| | | 9.7pF | ±0.05pF | GRM0225C1H9R7WA03# | | | 75pF | ±2% | GRM0225C1H750GA02# | |
| | | | ±0.1pF | GRM0225C1H9R7BA03# | | | | ±5% | GRM0225C1H750JA02# | |
| | | | ±0.25pF | GRM0225C1H9R7CA03# | | | 82pF | ±2% | GRM0225C1H820GA02# | |
| | | | ±0.5pF | GRM0225C1H9R7DA03# | | | | ±5% | GRM0225C1H820JA02# | |
| | | 9.8pF | ±0.05pF | GRM0225C1H9R8WA03# | | | 91pF | ±2% | GRM0225C1H910GA02# | |
| | | | ±0.1pF | GRM0225C1H9R8BA03# | | | | ±5% | GRM0225C1H910JA02# | |
| | | | ±0.25pF | GRM0225C1H9R8CA03# | | | 100pF | ±2% | GRM0225C1H101GA02# | |
| | | | ±0.5pF | GRM0225C1H9R8DA03# | | | | ±5% | GRM0225C1H101JA02# | |
| | | 9.9pF | ±0.05pF | GRM0225C1H9R9WA03# | | | CH | 4.0pF | ±0.05pF | GRM0222C1H4R0WA03# |
| | | | ±0.1pF | GRM0225C1H9R9BA03# | | | | | ±0.1pF | GRM0222C1H4R0BA03# |
| | | | ±0.25pF | GRM0225C1H9R9CA03# | | | | | ±0.25pF | GRM0222C1H4R0CA03# |
| | | | ±0.5pF | GRM0225C1H9R9DA03# | | | | 4.1pF | ±0.05pF | GRM0222C1H4R1WA03# |
| | | 10pF | ±2% | GRM0225C1H100GA03# | | | | | ±0.1pF | GRM0222C1H4R1BA03# |
| | | | ±5% | GRM0225C1H100JA03# | | | | | ±0.25pF | GRM0222C1H4R1CA03# |
| | | 11pF | ±2% | GRM0225C1H110GA03# | | | | 4.2pF | ±0.05pF | GRM0222C1H4R2WA03# |
| | | | ±5% | GRM0225C1H110JA03# | | | | | ±0.1pF | GRM0222C1H4R2BA03# |
| | | 12pF | ±2% | GRM0225C1H120GA03# | | | | ±0.25pF | GRM0222C1H4R2CA03# | |
| | | | ±5% | GRM0225C1H120JA03# | | | | 4.3pF | ±0.05pF | GRM0222C1H4R3WA03# |
| | | 13pF | ±2% | GRM0225C1H130GA03# | | | | | ±0.1pF | GRM0222C1H4R3BA03# |
| | | | ±5% | GRM0225C1H130JA03# | | | | | ±0.25pF | GRM0222C1H4R3CA03# |
| | | 15pF | ±2% | GRM0225C1H150GA03# | | | | 4.4pF | ±0.05pF | GRM0222C1H4R4WA03# |
| | | | ±5% | GRM0225C1H150JA03# | | | | | ±0.1pF | GRM0222C1H4R4BA03# |
| | | 16pF | ±2% | GRM0225C1H160GA03# | | | | ±0.25pF | GRM0222C1H4R4CA03# | |
| | | | ±5% | GRM0225C1H160JA03# | | | | 4.5pF | ±0.05pF | GRM0222C1H4R5WA03# |
| | | 18pF | ±2% | GRM0225C1H180GA02# | | | | | ±0.1pF | GRM0222C1H4R5BA03# |
| | | | ±5% | GRM0225C1H180JA02# | | | | | ±0.25pF | GRM0222C1H4R5CA03# |
| | | 20pF | ±2% | GRM0225C1H200GA02# | | | | 4.6pF | ±0.05pF | GRM0222C1H4R6WA03# |
| | | | ±5% | GRM0225C1H200JA02# | | | | | ±0.1pF | GRM0222C1H4R6BA03# |
| | | 22pF | ±2% | GRM0225C1H220GA02# | | | | ±0.25pF | GRM0222C1H4R6CA03# | |
| | | | ±5% | GRM0225C1H220JA02# | | | | 4.7pF | ±0.05pF | GRM0222C1H4R7WA03# |
| | | 24pF | ±2% | GRM0225C1H240GA02# | | | | | ±0.1pF | GRM0222C1H4R7BA03# |
| | | | ±5% | GRM0225C1H240JA02# | | | | | ±0.25pF | GRM0222C1H4R7CA03# |
| 27pF | ±2% | GRM0225C1H270GA02# | 4.8pF | ±0.05pF | GRM0222C1H4R8WA03# | | | | | |
| | ±5% | GRM0225C1H270JA02# | | ±0.1pF | GRM0222C1H4R8BA03# | | | | | |

Part number # indicates the package specification code.

GRM
 GR3
 GRJ
 GR4
 GJM
 GQM
 GA2
 GA3 GB
 GA3 GD
 GA3 GF
 LLL
 LLA
 LLM
 LLR
 NFM
 GJ4
 ZRA
 ZRB
 KRM
 KR3
 GMA
 GMD
 ⚠Caution /Notice

GRM Series Temperature Compensating Type Part Number List

(→ 0.4×0.2mm)

| Rated Voltage | TC Code | Cap. | Tol. | Part Number | Rated Voltage | TC Code | Cap. | Tol. | Part Number | |
|---------------|--------------------|---------|--------------------|--------------------|---------------|---------|--------------------|---------|--------------------|--------------------|
| 50Vdc | CH | 4.8pF | ±0.25pF | GRM0222C1H4R8CA03# | 50Vdc | CH | 6.2pF | ±0.5pF | GRM0222C1H6R2DA03# | |
| | | | ±0.05pF | GRM0222C1H4R9WA03# | | | | 6.3pF | ±0.05pF | GRM0222C1H6R3WA03# |
| | | | ±0.1pF | GRM0222C1H4R9BA03# | | | | | ±0.1pF | GRM0222C1H6R3BA03# |
| | | ±0.25pF | GRM0222C1H4R9CA03# | ±0.25pF | | | GRM0222C1H6R3CA03# | | | |
| | | 5.0pF | ±0.05pF | GRM0222C1H5R0WA03# | | | 6.4pF | ±0.05pF | GRM0222C1H6R4WA03# | |
| | | | ±0.1pF | GRM0222C1H5R0BA03# | | | | ±0.1pF | GRM0222C1H6R4BA03# | |
| | | | ±0.25pF | GRM0222C1H5R0CA03# | | | | ±0.25pF | GRM0222C1H6R4CA03# | |
| | | 5.1pF | ±0.05pF | GRM0222C1H5R1WA03# | | | 6.5pF | ±0.05pF | GRM0222C1H6R5WA03# | |
| | | | ±0.1pF | GRM0222C1H5R1BA03# | | | | ±0.1pF | GRM0222C1H6R5BA03# | |
| | | | ±0.25pF | GRM0222C1H5R1CA03# | | | | ±0.25pF | GRM0222C1H6R5CA03# | |
| | | | ±0.5pF | GRM0222C1H5R1DA03# | | | | ±0.5pF | GRM0222C1H6R5DA03# | |
| | | 5.2pF | ±0.05pF | GRM0222C1H5R2WA03# | | | 6.6pF | ±0.05pF | GRM0222C1H6R6WA03# | |
| | | | ±0.1pF | GRM0222C1H5R2BA03# | | | | ±0.1pF | GRM0222C1H6R6BA03# | |
| | | | ±0.25pF | GRM0222C1H5R2CA03# | | | | ±0.25pF | GRM0222C1H6R6CA03# | |
| | | | ±0.5pF | GRM0222C1H5R2DA03# | | | | ±0.5pF | GRM0222C1H6R6DA03# | |
| | | 5.3pF | ±0.05pF | GRM0222C1H5R3WA03# | | | 6.7pF | ±0.05pF | GRM0222C1H6R7WA03# | |
| | | | ±0.1pF | GRM0222C1H5R3BA03# | | | | ±0.1pF | GRM0222C1H6R7BA03# | |
| | | | ±0.25pF | GRM0222C1H5R3CA03# | | | | ±0.25pF | GRM0222C1H6R7CA03# | |
| | | | ±0.5pF | GRM0222C1H5R3DA03# | | | | ±0.5pF | GRM0222C1H6R7DA03# | |
| | | 5.4pF | ±0.05pF | GRM0222C1H5R4WA03# | | | 6.8pF | ±0.05pF | GRM0222C1H6R8WA03# | |
| | | | ±0.1pF | GRM0222C1H5R4BA03# | | | | ±0.1pF | GRM0222C1H6R8BA03# | |
| | | | ±0.25pF | GRM0222C1H5R4CA03# | | | | ±0.25pF | GRM0222C1H6R8CA03# | |
| | | | ±0.5pF | GRM0222C1H5R4DA03# | | | | ±0.5pF | GRM0222C1H6R8DA03# | |
| | | 5.5pF | ±0.05pF | GRM0222C1H5R5WA03# | | | 6.9pF | ±0.05pF | GRM0222C1H6R9WA03# | |
| | | | ±0.1pF | GRM0222C1H5R5BA03# | | | | ±0.1pF | GRM0222C1H6R9BA03# | |
| | | | ±0.25pF | GRM0222C1H5R5CA03# | | | | ±0.25pF | GRM0222C1H6R9CA03# | |
| | | | ±0.5pF | GRM0222C1H5R5DA03# | | | | ±0.5pF | GRM0222C1H6R9DA03# | |
| | | 5.6pF | ±0.05pF | GRM0222C1H5R6WA03# | | | 7.0pF | ±0.05pF | GRM0222C1H7R0WA03# | |
| | | | ±0.1pF | GRM0222C1H5R6BA03# | | | | ±0.1pF | GRM0222C1H7R0BA03# | |
| | | | ±0.25pF | GRM0222C1H5R6CA03# | | | | ±0.25pF | GRM0222C1H7R0CA03# | |
| | | | ±0.5pF | GRM0222C1H5R6DA03# | | | | ±0.5pF | GRM0222C1H7R0DA03# | |
| | | 5.7pF | ±0.05pF | GRM0222C1H5R7WA03# | | | 7.1pF | ±0.05pF | GRM0222C1H7R1WA03# | |
| | | | ±0.1pF | GRM0222C1H5R7BA03# | | | | ±0.1pF | GRM0222C1H7R1BA03# | |
| | | | ±0.25pF | GRM0222C1H5R7CA03# | | | | ±0.25pF | GRM0222C1H7R1CA03# | |
| | | | ±0.5pF | GRM0222C1H5R7DA03# | | | | ±0.5pF | GRM0222C1H7R1DA03# | |
| | | 5.8pF | ±0.05pF | GRM0222C1H5R8WA03# | | | 7.2pF | ±0.05pF | GRM0222C1H7R2WA03# | |
| | | | ±0.1pF | GRM0222C1H5R8BA03# | | | | ±0.1pF | GRM0222C1H7R2BA03# | |
| | | | ±0.25pF | GRM0222C1H5R8CA03# | | | | ±0.25pF | GRM0222C1H7R2CA03# | |
| | | | ±0.5pF | GRM0222C1H5R8DA03# | | | | ±0.5pF | GRM0222C1H7R2DA03# | |
| | | 5.9pF | ±0.05pF | GRM0222C1H5R9WA03# | | | 7.3pF | ±0.05pF | GRM0222C1H7R3WA03# | |
| | | | ±0.1pF | GRM0222C1H5R9BA03# | | | | ±0.1pF | GRM0222C1H7R3BA03# | |
| | | | ±0.25pF | GRM0222C1H5R9CA03# | | | | ±0.25pF | GRM0222C1H7R3CA03# | |
| | | | ±0.5pF | GRM0222C1H5R9DA03# | | | | ±0.5pF | GRM0222C1H7R3DA03# | |
| | | 6.0pF | ±0.05pF | GRM0222C1H6R0WA03# | | | 7.4pF | ±0.05pF | GRM0222C1H7R4WA03# | |
| | | | ±0.1pF | GRM0222C1H6R0BA03# | | | | ±0.1pF | GRM0222C1H7R4BA03# | |
| | | | ±0.25pF | GRM0222C1H6R0CA03# | | | | ±0.25pF | GRM0222C1H7R4CA03# | |
| | | | ±0.5pF | GRM0222C1H6R0DA03# | | | | ±0.5pF | GRM0222C1H7R4DA03# | |
| | | 6.1pF | ±0.05pF | GRM0222C1H6R1WA03# | | | 7.5pF | ±0.05pF | GRM0222C1H7R5WA03# | |
| | | | ±0.1pF | GRM0222C1H6R1BA03# | | | | ±0.1pF | GRM0222C1H7R5BA03# | |
| | | | ±0.25pF | GRM0222C1H6R1CA03# | | | | ±0.25pF | GRM0222C1H7R5CA03# | |
| | | | ±0.5pF | GRM0222C1H6R1DA03# | | | | ±0.5pF | GRM0222C1H7R5DA03# | |
| | | 6.2pF | ±0.05pF | GRM0222C1H6R2WA03# | | | 7.6pF | ±0.05pF | GRM0222C1H7R6WA03# | |
| ±0.1pF | GRM0222C1H6R2BA03# | | | | | | | | | |
| ±0.25pF | GRM0222C1H6R2CA03# | | | | | | | | | |

Part number # indicates the package specification code.

GRM
 GR3
 GRJ
 GR4
 GJM
 GQM
 GA2
 GA3 GB
 GA3 GD
 GA3 GF
 LLL
 LLA
 LLM
 LLR
 NFM
 GJ4
 ZRA
 ZRB
 KRM
 KR3
 GMA
 GMD
 ⚠Caution /Notice

GRM Series Temperature Compensating Type Part Number List

(→ 0.4×0.2mm)

| Rated Voltage | TC Code | Cap. | Tol. | Part Number | Rated Voltage | TC Code | Cap. | Tol. | Part Number | |
|---------------|---------|--------|--------------------|--------------------|---------------|---------|---------|--------------------|--------------------|--------------------|
| 50Vdc | CH | 7.6pF | ±0.1pF | GRM0222C1H7R6BA03# | 50Vdc | CH | 8.9pF | ±0.5pF | GRM0222C1H8R9DA03# | |
| | | | ±0.25pF | GRM0222C1H7R6CA03# | | | | 9.0pF | ±0.05pF | GRM0222C1H9R0WA03# |
| | | | ±0.5pF | GRM0222C1H7R6DA03# | | | | | ±0.1pF | GRM0222C1H9R0BA03# |
| | | 7.7pF | ±0.05pF | GRM0222C1H7R7WA03# | | | ±0.25pF | | GRM0222C1H9R0CA03# | |
| | | | ±0.1pF | GRM0222C1H7R7BA03# | | | ±0.5pF | GRM0222C1H9R0DA03# | | |
| | | | ±0.25pF | GRM0222C1H7R7CA03# | | | 9.1pF | ±0.05pF | GRM0222C1H9R1WA03# | |
| | | ±0.5pF | GRM0222C1H7R7DA03# | ±0.1pF | | | | GRM0222C1H9R1BA03# | | |
| | | 7.8pF | ±0.05pF | GRM0222C1H7R8WA03# | | | | ±0.25pF | GRM0222C1H9R1CA03# | |
| | | | ±0.1pF | GRM0222C1H7R8BA03# | | | ±0.5pF | GRM0222C1H9R1DA03# | | |
| | | | ±0.25pF | GRM0222C1H7R8CA03# | | | 9.2pF | ±0.05pF | GRM0222C1H9R2WA03# | |
| | | ±0.5pF | GRM0222C1H7R8DA03# | ±0.1pF | | | | GRM0222C1H9R2BA03# | | |
| | | 7.9pF | ±0.05pF | GRM0222C1H7R9WA03# | | | | ±0.25pF | GRM0222C1H9R2CA03# | |
| | | | ±0.1pF | GRM0222C1H7R9BA03# | | | ±0.5pF | GRM0222C1H9R2DA03# | | |
| | | | ±0.25pF | GRM0222C1H7R9CA03# | | | 9.3pF | ±0.05pF | GRM0222C1H9R3WA03# | |
| | | ±0.5pF | GRM0222C1H7R9DA03# | ±0.1pF | | | | GRM0222C1H9R3BA03# | | |
| | | 8.0pF | ±0.05pF | GRM0222C1H8R0WA03# | | | | ±0.25pF | GRM0222C1H9R3CA03# | |
| | | | ±0.1pF | GRM0222C1H8R0BA03# | | | ±0.5pF | GRM0222C1H9R3DA03# | | |
| | | | ±0.25pF | GRM0222C1H8R0CA03# | | | 9.4pF | ±0.05pF | GRM0222C1H9R4WA03# | |
| | | ±0.5pF | GRM0222C1H8R0DA03# | ±0.1pF | | | | GRM0222C1H9R4BA03# | | |
| | | 8.1pF | ±0.05pF | GRM0222C1H8R1WA03# | | | | ±0.25pF | GRM0222C1H9R4CA03# | |
| | | | ±0.1pF | GRM0222C1H8R1BA03# | | | ±0.5pF | GRM0222C1H9R4DA03# | | |
| | | | ±0.25pF | GRM0222C1H8R1CA03# | | | 9.5pF | ±0.05pF | GRM0222C1H9R5WA03# | |
| | | ±0.5pF | GRM0222C1H8R1DA03# | ±0.1pF | | | | GRM0222C1H9R5BA03# | | |
| | | 8.2pF | ±0.05pF | GRM0222C1H8R2WA03# | | | | ±0.25pF | GRM0222C1H9R5CA03# | |
| | | | ±0.1pF | GRM0222C1H8R2BA03# | | | ±0.5pF | GRM0222C1H9R5DA03# | | |
| | | | ±0.25pF | GRM0222C1H8R2CA03# | | | 9.6pF | ±0.05pF | GRM0222C1H9R6WA03# | |
| | | ±0.5pF | GRM0222C1H8R2DA03# | ±0.1pF | | | | GRM0222C1H9R6BA03# | | |
| | | 8.3pF | ±0.05pF | GRM0222C1H8R3WA03# | | | | ±0.25pF | GRM0222C1H9R6CA03# | |
| | | | ±0.1pF | GRM0222C1H8R3BA03# | | | ±0.5pF | GRM0222C1H9R6DA03# | | |
| | | | ±0.25pF | GRM0222C1H8R3CA03# | | | 9.7pF | ±0.05pF | GRM0222C1H9R7WA03# | |
| | | ±0.5pF | GRM0222C1H8R3DA03# | ±0.1pF | | | | GRM0222C1H9R7BA03# | | |
| | | 8.4pF | ±0.05pF | GRM0222C1H8R4WA03# | | | | ±0.25pF | GRM0222C1H9R7CA03# | |
| | | | ±0.1pF | GRM0222C1H8R4BA03# | | | ±0.5pF | GRM0222C1H9R7DA03# | | |
| | | | ±0.25pF | GRM0222C1H8R4CA03# | | | 9.8pF | ±0.05pF | GRM0222C1H9R8WA03# | |
| | | ±0.5pF | GRM0222C1H8R4DA03# | ±0.1pF | | | | GRM0222C1H9R8BA03# | | |
| | | 8.5pF | ±0.05pF | GRM0222C1H8R5WA03# | | | | ±0.25pF | GRM0222C1H9R8CA03# | |
| | | | ±0.1pF | GRM0222C1H8R5BA03# | | | ±0.5pF | GRM0222C1H9R8DA03# | | |
| | | | ±0.25pF | GRM0222C1H8R5CA03# | | | 9.9pF | ±0.05pF | GRM0222C1H9R9WA03# | |
| | | ±0.5pF | GRM0222C1H8R5DA03# | ±0.1pF | | | | GRM0222C1H9R9BA03# | | |
| | | 8.6pF | ±0.05pF | GRM0222C1H8R6WA03# | | | | ±0.25pF | GRM0222C1H9R9CA03# | |
| | | | ±0.1pF | GRM0222C1H8R6BA03# | | | ±0.5pF | GRM0222C1H9R9DA03# | | |
| | | | ±0.25pF | GRM0222C1H8R6CA03# | | | 10pF | ±2% | GRM0222C1H100GA03# | |
| | | ±0.5pF | GRM0222C1H8R6DA03# | ±5% | | | | GRM0222C1H100JA03# | | |
| | | 8.7pF | ±0.05pF | GRM0222C1H8R7WA03# | | | | 11pF | ±2% | GRM0222C1H110GA03# |
| | | | ±0.1pF | GRM0222C1H8R7BA03# | | | ±5% | | GRM0222C1H110JA03# | |
| | | | ±0.25pF | GRM0222C1H8R7CA03# | | | 12pF | | ±2% | GRM0222C1H120GA03# |
| | | ±0.5pF | GRM0222C1H8R7DA03# | ±5% | | | | GRM0222C1H120JA03# | | |
| | | 8.8pF | ±0.05pF | GRM0222C1H8R8WA03# | | | | 13pF | ±2% | GRM0222C1H130GA03# |
| | | | ±0.1pF | GRM0222C1H8R8BA03# | | | ±5% | | GRM0222C1H130JA03# | |
| | | | ±0.25pF | GRM0222C1H8R8CA03# | | | 15pF | | ±2% | GRM0222C1H150GA03# |
| | | ±0.5pF | GRM0222C1H8R8DA03# | ±5% | | | | GRM0222C1H150JA03# | | |
| | | 8.9pF | ±0.05pF | GRM0222C1H8R9WA03# | | | | 16pF | ±2% | GRM0222C1H160GA03# |
| | | | ±0.1pF | GRM0222C1H8R9BA03# | | | ±5% | | GRM0222C1H160JA03# | |
| | | | ±0.25pF | GRM0222C1H8R9CA03# | | | 18pF | | ±2% | GRM0222C1H180GA02# |

Part number # indicates the package specification code.

- GRM
- GR3
- GRJ
- GR4
- GJM
- GQM
- GA2
- GA3 GB
- GA3 GD
- GA3 GF
- LLL
- LLA
- LLM
- LLR
- NFM
- GJ4
- ZRA
- ZRB
- KRM
- KR3
- GMA
- GMD
- △Caution /Notice

GRM Series Temperature Compensating Type Part Number List

(→ 0.4×0.2mm)

| Rated Voltage | TC Code | Cap. | Tol. | Part Number | Rated Voltage | TC Code | Cap. | Tol. | Part Number | | | | |
|---------------|--------------------|-------|--------------------|--------------------|---------------|--------------------|--------------------|--------------------|--------------------|--------------------|---------|--------------------|--------------------|
| 50Vdc | CH | 18pF | ±5% | GRM0222C1H180JA02# | 50Vdc | CJ | 2.6pF | ±0.25pF | GRM0223C1H2R6CA03# | | | | |
| | | | ±2% | GRM0222C1H200GA02# | | | | 2.7pF | ±0.05pF | GRM0223C1H2R7WA03# | | | |
| | | ±5% | GRM0222C1H200JA02# | ±0.1pF | | | GRM0223C1H2R7BA03# | | | | | | |
| | | 22pF | ±2% | GRM0222C1H220GA02# | | | ±0.25pF | GRM0223C1H2R7CA03# | | | | | |
| | | | ±5% | GRM0222C1H220JA02# | | | 2.8pF | ±0.05pF | GRM0223C1H2R8WA03# | | | | |
| | | 24pF | ±2% | GRM0222C1H240GA02# | | | | ±0.1pF | GRM0223C1H2R8BA03# | | | | |
| | | | ±5% | GRM0222C1H240JA02# | | | | ±0.25pF | GRM0223C1H2R8CA03# | | | | |
| | | 27pF | ±2% | GRM0222C1H270GA02# | | | 2.9pF | ±0.05pF | GRM0223C1H2R9WA03# | | | | |
| | | | ±5% | GRM0222C1H270JA02# | | | | ±0.1pF | GRM0223C1H2R9BA03# | | | | |
| | | 30pF | ±2% | GRM0222C1H300GA02# | | | ±0.25pF | GRM0223C1H2R9CA03# | | | | | |
| | | | ±5% | GRM0222C1H300JA02# | | | 3.0pF | ±0.05pF | GRM0223C1H3R0WA03# | | | | |
| | | 33pF | ±2% | GRM0222C1H330GA02# | | | | ±0.1pF | GRM0223C1H3R0BA03# | | | | |
| | | | ±5% | GRM0222C1H330JA02# | | | | ±0.25pF | GRM0223C1H3R0CA03# | | | | |
| | | 36pF | ±2% | GRM0222C1H360GA02# | | | 3.1pF | ±0.05pF | GRM0223C1H3R1WA03# | | | | |
| | | | ±5% | GRM0222C1H360JA02# | | | | ±0.1pF | GRM0223C1H3R1BA03# | | | | |
| | | 39pF | ±2% | GRM0222C1H390GA02# | | | | ±0.25pF | GRM0223C1H3R1CA03# | | | | |
| | | | ±5% | GRM0222C1H390JA02# | | | 3.2pF | ±0.05pF | GRM0223C1H3R2WA03# | | | | |
| | | 43pF | ±2% | GRM0222C1H430GA02# | | | | ±0.1pF | GRM0223C1H3R2BA03# | | | | |
| | | | ±5% | GRM0222C1H430JA02# | | | | ±0.25pF | GRM0223C1H3R2CA03# | | | | |
| | | 47pF | ±2% | GRM0222C1H470GA02# | | | 3.3pF | ±0.05pF | GRM0223C1H3R3WA03# | | | | |
| | | | ±5% | GRM0222C1H470JA02# | | | | ±0.1pF | GRM0223C1H3R3BA03# | | | | |
| | | 51pF | ±2% | GRM0222C1H510GA02# | | | | ±0.25pF | GRM0223C1H3R3CA03# | | | | |
| | | | ±5% | GRM0222C1H510JA02# | | | 3.4pF | ±0.05pF | GRM0223C1H3R4WA03# | | | | |
| | | 56pF | ±2% | GRM0222C1H560GA02# | | | | ±0.1pF | GRM0223C1H3R4BA03# | | | | |
| | | | ±5% | GRM0222C1H560JA02# | | | | ±0.25pF | GRM0223C1H3R4CA03# | | | | |
| | | 62pF | ±2% | GRM0222C1H620GA02# | | | 3.5pF | ±0.05pF | GRM0223C1H3R5WA03# | | | | |
| | | | ±5% | GRM0222C1H620JA02# | | | | ±0.1pF | GRM0223C1H3R5BA03# | | | | |
| | | 68pF | ±2% | GRM0222C1H680GA02# | | | | ±0.25pF | GRM0223C1H3R5CA03# | | | | |
| | | | ±5% | GRM0222C1H680JA02# | | | 3.6pF | ±0.05pF | GRM0223C1H3R6WA03# | | | | |
| | | 75pF | ±2% | GRM0222C1H750GA02# | | | | ±0.1pF | GRM0223C1H3R6BA03# | | | | |
| | | | ±5% | GRM0222C1H750JA02# | | | | ±0.25pF | GRM0223C1H3R6CA03# | | | | |
| | | 82pF | ±2% | GRM0222C1H820GA02# | | | 3.7pF | ±0.05pF | GRM0223C1H3R7WA03# | | | | |
| | | | ±5% | GRM0222C1H820JA02# | | | | ±0.1pF | GRM0223C1H3R7BA03# | | | | |
| | | 91pF | ±2% | GRM0222C1H910GA02# | | | | ±0.25pF | GRM0223C1H3R7CA03# | | | | |
| | | | ±5% | GRM0222C1H910JA02# | | | 3.8pF | ±0.05pF | GRM0223C1H3R8WA03# | | | | |
| | | 100pF | ±2% | GRM0222C1H101GA02# | | | | ±0.1pF | GRM0223C1H3R8BA03# | | | | |
| | | | ±5% | GRM0222C1H101JA02# | | | | ±0.25pF | GRM0223C1H3R8CA03# | | | | |
| | | 50Vdc | CJ | 2.1pF | | | ±0.05pF | GRM0223C1H2R1WA03# | 50Vdc | CK | 0.20pF | ±0.05pF | GRM0224C1HR20WA03# |
| | | | | | | | ±0.1pF | GRM0223C1H2R1BA03# | | | | 0.30pF | ±0.1pF |
| | | | | | | | ±0.25pF | GRM0223C1H2R1CA03# | | | ±0.05pF | | GRM0224C1HR30WA03# |
| | | | | 2.2pF | | | ±0.05pF | GRM0223C1H2R2WA03# | | | ±0.1pF | GRM0224C1HR30BA03# | |
| | | | | | | | ±0.1pF | GRM0223C1H2R2BA03# | | | 0.40pF | ±0.05pF | GRM0224C1HR40WA03# |
| ±0.25pF | GRM0223C1H2R2CA03# | | | | ±0.1pF | GRM0224C1HR40BA03# | | | | | | | |
| 2.3pF | ±0.05pF | | | GRM0223C1H2R3WA03# | 0.50pF | ±0.05pF | GRM0224C1HR50WA03# | | | | | | |
| | ±0.1pF | | | GRM0223C1H2R3BA03# | | ±0.1pF | GRM0224C1HR50BA03# | | | | | | |
| | ±0.25pF | | | GRM0223C1H2R3CA03# | | 0.60pF | ±0.05pF | GRM0224C1HR60WA03# | | | | | |
| 2.4pF | ±0.05pF | | | GRM0223C1H2R4WA03# | ±0.1pF | | GRM0224C1HR60BA03# | | | | | | |
| | ±0.1pF | | | GRM0223C1H2R4BA03# | 0.70pF | | ±0.05pF | GRM0224C1HR70WA03# | | | | | |
| | ±0.25pF | | | GRM0223C1H2R4CA03# | | ±0.1pF | GRM0224C1HR70BA03# | | | | | | |
| 2.5pF | ±0.05pF | | | GRM0223C1H2R5WA03# | 0.80pF | ±0.05pF | GRM0224C1HR80WA03# | | | | | | |
| | ±0.1pF | | | GRM0223C1H2R5BA03# | | ±0.1pF | GRM0224C1HR80BA03# | | | | | | |
| | ±0.25pF | | | GRM0223C1H2R5CA03# | | | | | | | | | |
| 2.6pF | ±0.05pF | | | GRM0223C1H2R6WA03# | | | | | | | | | |
| | ±0.1pF | | | GRM0223C1H2R6BA03# | | | | | | | | | |

- GRM
- GR3
- GRJ
- GR4
- GJM
- GQM
- GA2
- GA3 GB
- GA3 GD
- GA3 GF
- LLL
- LLA
- LLM
- LLR
- NFM
- GJ4
- ZRA
- ZRB
- KRM
- KR3
- GMA
- GMD
- ⚠Caution /Notice

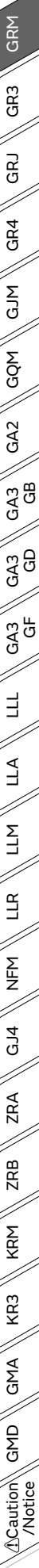
Part number # indicates the package specification code.

GRM Series Temperature Compensating Type Part Number List

(→ 0.4×0.2mm)

| Rated Voltage | TC Code | Cap. | Tol. | Part Number | Rated Voltage | TC Code | Cap. | Tol. | Part Number | | | | |
|---------------|--------------------|--------|---------|--------------------|---------------|--------------------|---------|--------------------|--------------------|--------------------|--------|--------------------|--------------------|
| 50Vdc | CK | 0.90pF | ±0.05pF | GRM0224C1HR90WA03# | 25Vdc | COG | 1.0pF | ±0.1pF | GRM0225C1E1R0BA03# | | | | |
| | | | ±0.1pF | GRM0224C1HR90BA03# | | | | ±0.25pF | GRM0225C1E1R0CA03# | | | | |
| | | 1.0pF | ±0.05pF | GRM0224C1H1R0WA03# | | | 1.1pF | ±0.05pF | GRM0225C1E1R1WA03# | | | | |
| | | | ±0.1pF | GRM0224C1H1R0BA03# | | | | ±0.1pF | GRM0225C1E1R1BA03# | | | | |
| | | | ±0.25pF | GRM0224C1H1R0CA03# | | | | ±0.25pF | GRM0225C1E1R1CA03# | | | | |
| | | 1.1pF | ±0.05pF | GRM0224C1H1R1WA03# | | | 1.2pF | ±0.05pF | GRM0225C1E1R2WA03# | | | | |
| | | | ±0.1pF | GRM0224C1H1R1BA03# | | | | ±0.1pF | GRM0225C1E1R2BA03# | | | | |
| | | | ±0.25pF | GRM0224C1H1R1CA03# | | | | ±0.25pF | GRM0225C1E1R2CA03# | | | | |
| | | 1.2pF | ±0.05pF | GRM0224C1H1R2WA03# | | | 1.3pF | ±0.05pF | GRM0225C1E1R3WA03# | | | | |
| | | | ±0.1pF | GRM0224C1H1R2BA03# | | | | ±0.1pF | GRM0225C1E1R3BA03# | | | | |
| | | | ±0.25pF | GRM0224C1H1R2CA03# | | | | ±0.25pF | GRM0225C1E1R3CA03# | | | | |
| | | 1.3pF | ±0.05pF | GRM0224C1H1R3WA03# | | | 1.4pF | ±0.05pF | GRM0225C1E1R4WA03# | | | | |
| | | | ±0.1pF | GRM0224C1H1R3BA03# | | | | ±0.1pF | GRM0225C1E1R4BA03# | | | | |
| | | | ±0.25pF | GRM0224C1H1R3CA03# | | | | ±0.25pF | GRM0225C1E1R4CA03# | | | | |
| | | 1.4pF | ±0.05pF | GRM0224C1H1R4WA03# | | | 1.5pF | ±0.05pF | GRM0225C1E1R5WA03# | | | | |
| | | | ±0.1pF | GRM0224C1H1R4BA03# | | | | ±0.1pF | GRM0225C1E1R5BA03# | | | | |
| | | | ±0.25pF | GRM0224C1H1R4CA03# | | | | ±0.25pF | GRM0225C1E1R5CA03# | | | | |
| | | 1.5pF | ±0.05pF | GRM0224C1H1R5WA03# | | | 1.6pF | ±0.05pF | GRM0225C1E1R6WA03# | | | | |
| | | | ±0.1pF | GRM0224C1H1R5BA03# | | | | ±0.1pF | GRM0225C1E1R6BA03# | | | | |
| | | | ±0.25pF | GRM0224C1H1R5CA03# | | | | ±0.25pF | GRM0225C1E1R6CA03# | | | | |
| | | 1.6pF | ±0.05pF | GRM0224C1H1R6WA03# | | | 1.7pF | ±0.05pF | GRM0225C1E1R7WA03# | | | | |
| | | | ±0.1pF | GRM0224C1H1R6BA03# | | | | ±0.1pF | GRM0225C1E1R7BA03# | | | | |
| | | | ±0.25pF | GRM0224C1H1R6CA03# | | | | ±0.25pF | GRM0225C1E1R7CA03# | | | | |
| | | 1.7pF | ±0.05pF | GRM0224C1H1R7WA03# | | | 1.8pF | ±0.05pF | GRM0225C1E1R8WA03# | | | | |
| | | | ±0.1pF | GRM0224C1H1R7BA03# | | | | ±0.1pF | GRM0225C1E1R8BA03# | | | | |
| | | | ±0.25pF | GRM0224C1H1R7CA03# | | | | ±0.25pF | GRM0225C1E1R8CA03# | | | | |
| | | 1.8pF | ±0.05pF | GRM0224C1H1R8WA03# | | | 1.9pF | ±0.05pF | GRM0225C1E1R9WA03# | | | | |
| | | | ±0.1pF | GRM0224C1H1R8BA03# | | | | ±0.1pF | GRM0225C1E1R9BA03# | | | | |
| | | | ±0.25pF | GRM0224C1H1R8CA03# | | | | ±0.25pF | GRM0225C1E1R9CA03# | | | | |
| | | 1.9pF | ±0.05pF | GRM0224C1H1R9WA03# | | | 2.0pF | ±0.05pF | GRM0225C1E2R0WA03# | | | | |
| | | | ±0.1pF | GRM0224C1H1R9BA03# | | | | ±0.1pF | GRM0225C1E2R0BA03# | | | | |
| | | | ±0.25pF | GRM0224C1H1R9CA03# | | | | ±0.25pF | GRM0225C1E2R0CA03# | | | | |
| | | 2.0pF | ±0.05pF | GRM0224C1H2R0WA03# | | | 2.1pF | ±0.05pF | GRM0225C1E2R1WA03# | | | | |
| | | | ±0.1pF | GRM0224C1H2R0BA03# | | | | ±0.1pF | GRM0225C1E2R1BA03# | | | | |
| | | | ±0.25pF | GRM0224C1H2R0CA03# | | | | ±0.25pF | GRM0225C1E2R1CA03# | | | | |
| | | 35Vdc | COG | 100pF | | | ±2% | GRM0225CVA101GA02# | 2.2pF | ±0.05pF | ±0.1pF | GRM0225C1E2R2WA03# | |
| | | | | | | | ±5% | GRM0225CVA101JA02# | | | ±0.1pF | GRM0225C1E2R2BA03# | |
| | | 25Vdc | COG | 0.20pF | | | ±0.05pF | GRM0225C1ER20WA03# | ±0.25pF | GRM0225C1E2R2CA03# | 2.3pF | ±0.05pF | GRM0225C1E2R3WA03# |
| | | | | | | | ±0.1pF | GRM0225C1ER20BA03# | | | | ±0.1pF | GRM0225C1E2R3BA03# |
| | | | | 0.30pF | | | ±0.05pF | GRM0225C1ER30WA03# | ±0.25pF | GRM0225C1E2R3CA03# | 2.4pF | ±0.05pF | GRM0225C1E2R4WA03# |
| | | | | | | | ±0.1pF | GRM0225C1ER30BA03# | | | | ±0.1pF | GRM0225C1E2R4BA03# |
| | | | | 0.40pF | | | ±0.05pF | GRM0225C1ER40WA03# | ±0.25pF | GRM0225C1E2R4CA03# | 2.5pF | ±0.05pF | GRM0225C1E2R5WA03# |
| | | | | | | | ±0.1pF | GRM0225C1ER40BA03# | | | | ±0.1pF | GRM0225C1E2R5BA03# |
| | | | | 0.50pF | | | ±0.05pF | GRM0225C1ER50WA03# | ±0.25pF | GRM0225C1E2R5CA03# | 2.6pF | ±0.05pF | GRM0225C1E2R6WA03# |
| | | | | | | | ±0.1pF | GRM0225C1ER50BA03# | | | | ±0.1pF | GRM0225C1E2R6BA03# |
| | | | | 0.60pF | | | ±0.05pF | GRM0225C1ER60WA03# | ±0.25pF | GRM0225C1E2R6CA03# | 2.7pF | ±0.05pF | GRM0225C1E2R7WA03# |
| | | | | | | | ±0.1pF | GRM0225C1ER60BA03# | | | | ±0.1pF | GRM0225C1E2R7BA03# |
| | | | | 0.70pF | | | ±0.05pF | GRM0225C1ER70WA03# | ±0.25pF | GRM0225C1E2R7CA03# | 2.8pF | ±0.05pF | GRM0225C1E2R8WA03# |
| ±0.1pF | GRM0225C1ER70BA03# | | | | ±0.1pF | GRM0225C1E2R8BA03# | | | | | | | |
| 0.80pF | ±0.05pF | | | GRM0225C1ER80WA03# | ±0.25pF | GRM0225C1E2R8CA03# | | ±0.05pF | GRM0225C1E2R9WA03# | | | | |
| | ±0.1pF | | | GRM0225C1ER80BA03# | | | | ±0.1pF | GRM0225C1E2R9BA03# | | | | |
| 0.90pF | ±0.05pF | | | GRM0225C1ER90WA03# | ±0.25pF | GRM0225C1E2R9CA03# | | ±0.05pF | GRM0225C1E2R0WA03# | | | | |
| | ±0.1pF | | | GRM0225C1ER90BA03# | | | | ±0.1pF | GRM0225C1E2R0BA03# | | | | |
| 1.0pF | ±0.05pF | | | GRM0225C1E1R0WA03# | ±0.25pF | GRM0225C1E2R0CA03# | | ±0.05pF | GRM0225C1E2R1WA03# | | | | |
| | ±0.1pF | | | GRM0225C1E1R0BA03# | | | | ±0.1pF | GRM0225C1E2R1BA03# | | | | |

Part number # indicates the package specification code.



GRM Series Temperature Compensating Type Part Number List

(→ 0.4×0.2mm)

| Rated Voltage | TC Code | Cap. | Tol. | Part Number | Rated Voltage | TC Code | Cap. | Tol. | Part Number |
|---------------|---------|-------|---------|--------------------|---------------|---------|-------|---------|--------------------|
| 25Vdc | COG | 2.8pF | ±0.1pF | GRM0225C1E2R8BA03# | 25Vdc | COG | 4.6pF | ±0.1pF | GRM0225C1E4R6BA03# |
| | | | ±0.25pF | GRM0225C1E2R8CA03# | | | | ±0.25pF | GRM0225C1E4R6CA03# |
| | | 2.9pF | ±0.05pF | GRM0225C1E2R9WA03# | | | 4.7pF | ±0.05pF | GRM0225C1E4R7WA03# |
| | | | ±0.1pF | GRM0225C1E2R9BA03# | | | | ±0.1pF | GRM0225C1E4R7BA03# |
| | | | ±0.25pF | GRM0225C1E2R9CA03# | | | | ±0.25pF | GRM0225C1E4R7CA03# |
| | | 3.0pF | ±0.05pF | GRM0225C1E3R0WA03# | | | 4.8pF | ±0.05pF | GRM0225C1E4R8WA03# |
| | | | ±0.1pF | GRM0225C1E3R0BA03# | | | | ±0.1pF | GRM0225C1E4R8BA03# |
| | | | ±0.25pF | GRM0225C1E3R0CA03# | | | | ±0.25pF | GRM0225C1E4R8CA03# |
| | | 3.1pF | ±0.05pF | GRM0225C1E3R1WA03# | | | 4.9pF | ±0.05pF | GRM0225C1E4R9WA03# |
| | | | ±0.1pF | GRM0225C1E3R1BA03# | | | | ±0.1pF | GRM0225C1E4R9BA03# |
| | | | ±0.25pF | GRM0225C1E3R1CA03# | | | | ±0.25pF | GRM0225C1E4R9CA03# |
| | | 3.2pF | ±0.05pF | GRM0225C1E3R2WA03# | | | 5.0pF | ±0.05pF | GRM0225C1E5R0WA03# |
| | | | ±0.1pF | GRM0225C1E3R2BA03# | | | | ±0.1pF | GRM0225C1E5R0BA03# |
| | | | ±0.25pF | GRM0225C1E3R2CA03# | | | | ±0.25pF | GRM0225C1E5R0CA03# |
| | | 3.3pF | ±0.05pF | GRM0225C1E3R3WA03# | | | 5.1pF | ±0.05pF | GRM0225C1E5R1WA03# |
| | | | ±0.1pF | GRM0225C1E3R3BA03# | | | | ±0.1pF | GRM0225C1E5R1BA03# |
| | | | ±0.25pF | GRM0225C1E3R3CA03# | | | | ±0.25pF | GRM0225C1E5R1CA03# |
| | | 3.4pF | ±0.05pF | GRM0225C1E3R4WA03# | | | 5.2pF | ±0.05pF | GRM0225C1E5R2WA03# |
| | | | ±0.1pF | GRM0225C1E3R4BA03# | | | | ±0.1pF | GRM0225C1E5R2BA03# |
| | | | ±0.25pF | GRM0225C1E3R4CA03# | | | | ±0.25pF | GRM0225C1E5R2CA03# |
| | | 3.5pF | ±0.05pF | GRM0225C1E3R5WA03# | | | 5.3pF | ±0.05pF | GRM0225C1E5R3WA03# |
| | | | ±0.1pF | GRM0225C1E3R5BA03# | | | | ±0.1pF | GRM0225C1E5R3BA03# |
| | | | ±0.25pF | GRM0225C1E3R5CA03# | | | | ±0.25pF | GRM0225C1E5R3CA03# |
| | | 3.6pF | ±0.05pF | GRM0225C1E3R6WA03# | | | 5.4pF | ±0.05pF | GRM0225C1E5R4WA03# |
| | | | ±0.1pF | GRM0225C1E3R6BA03# | | | | ±0.1pF | GRM0225C1E5R4BA03# |
| | | | ±0.25pF | GRM0225C1E3R6CA03# | | | | ±0.25pF | GRM0225C1E5R4CA03# |
| | | 3.7pF | ±0.05pF | GRM0225C1E3R7WA03# | | | 5.5pF | ±0.05pF | GRM0225C1E5R5WA03# |
| | | | ±0.1pF | GRM0225C1E3R7BA03# | | | | ±0.1pF | GRM0225C1E5R5BA03# |
| | | | ±0.25pF | GRM0225C1E3R7CA03# | | | | ±0.25pF | GRM0225C1E5R5CA03# |
| | | 3.8pF | ±0.05pF | GRM0225C1E3R8WA03# | | | 5.6pF | ±0.05pF | GRM0225C1E5R6WA03# |
| | | | ±0.1pF | GRM0225C1E3R8BA03# | | | | ±0.1pF | GRM0225C1E5R6BA03# |
| | | | ±0.25pF | GRM0225C1E3R8CA03# | | | | ±0.25pF | GRM0225C1E5R6CA03# |
| | | 3.9pF | ±0.05pF | GRM0225C1E3R9WA03# | | | 5.7pF | ±0.05pF | GRM0225C1E5R7WA03# |
| | | | ±0.1pF | GRM0225C1E3R9BA03# | | | | ±0.1pF | GRM0225C1E5R7BA03# |
| | | | ±0.25pF | GRM0225C1E3R9CA03# | | | | ±0.25pF | GRM0225C1E5R7CA03# |
| | | 4.0pF | ±0.05pF | GRM0225C1E4R0WA03# | | | 5.8pF | ±0.05pF | GRM0225C1E5R8WA03# |
| | | | ±0.1pF | GRM0225C1E4R0BA03# | | | | ±0.1pF | GRM0225C1E5R8BA03# |
| | | | ±0.25pF | GRM0225C1E4R0CA03# | | | | ±0.25pF | GRM0225C1E5R8CA03# |
| | | 4.1pF | ±0.05pF | GRM0225C1E4R1WA03# | | | 5.9pF | ±0.05pF | GRM0225C1E5R9WA03# |
| | | | ±0.1pF | GRM0225C1E4R1BA03# | | | | ±0.1pF | GRM0225C1E5R9BA03# |
| | | | ±0.25pF | GRM0225C1E4R1CA03# | | | | ±0.25pF | GRM0225C1E5R9CA03# |
| | | 4.2pF | ±0.05pF | GRM0225C1E4R2WA03# | | | 6.0pF | ±0.05pF | GRM0225C1E6R0WA03# |
| | | | ±0.1pF | GRM0225C1E4R2BA03# | | | | ±0.1pF | GRM0225C1E6R0BA03# |
| | | | ±0.25pF | GRM0225C1E4R2CA03# | | | | ±0.25pF | GRM0225C1E6R0CA03# |
| | | 4.3pF | ±0.05pF | GRM0225C1E4R3WA03# | | | | ±0.5pF | GRM0225C1E6R0DA03# |
| | | | ±0.1pF | GRM0225C1E4R3BA03# | | | | | |
| | | | ±0.25pF | GRM0225C1E4R3CA03# | | | | | |
| | | 4.4pF | ±0.05pF | GRM0225C1E4R4WA03# | | | | | |
| | | | ±0.1pF | GRM0225C1E4R4BA03# | | | | | |
| | | | ±0.25pF | GRM0225C1E4R4CA03# | | | | | |
| | | 4.5pF | ±0.05pF | GRM0225C1E4R5WA03# | | | | | |
| | | | ±0.1pF | GRM0225C1E4R5BA03# | | | | | |
| | | | ±0.25pF | GRM0225C1E4R5CA03# | | | | | |
| | | 4.6pF | ±0.05pF | GRM0225C1E4R6WA03# | | | | | |

- GRM
- GR3
- GRJ
- GR4
- GJM
- GQM
- GA2
- GA3 GB
- GA3 GD
- GA3 GF
- LLL
- LLA
- LLM
- LLR
- NFM
- GJ4
- ZRA
- ZRB
- KRM
- KR3
- GMA
- GMD
- △Caution / Notice

Part number # indicates the package specification code.

GRM Series Temperature Compensating Type Part Number List

(→ 0.4×0.2mm)

| Rated Voltage | TC Code | Cap. | Tol. | Part Number | Rated Voltage | TC Code | Cap. | Tol. | Part Number | |
|---------------|---------|-------|---------|--------------------|---------------|---------|---------|---------|--------------------|--------------------|
| 25Vdc | COG | 6.1pF | ±0.05pF | GRM0225C1E6R1WA03# | 25Vdc | COG | 7.4pF | ±0.25pF | GRM0225C1E7R4CA03# | |
| | | | ±0.1pF | GRM0225C1E6R1BA03# | | | | ±0.5pF | GRM0225C1E7R4DA03# | |
| | | | ±0.25pF | GRM0225C1E6R1CA03# | | | | 7.5pF | ±0.05pF | GRM0225C1E7R5WA03# |
| | | | ±0.5pF | GRM0225C1E6R1DA03# | | | | | ±0.1pF | GRM0225C1E7R5BA03# |
| | | 6.2pF | ±0.05pF | GRM0225C1E6R2WA03# | | | ±0.25pF | | GRM0225C1E7R5CA03# | |
| | | | ±0.1pF | GRM0225C1E6R2BA03# | | | ±0.5pF | | GRM0225C1E7R5DA03# | |
| | | | ±0.25pF | GRM0225C1E6R2CA03# | | | 7.6pF | ±0.05pF | GRM0225C1E7R6WA03# | |
| | | | ±0.5pF | GRM0225C1E6R2DA03# | | | | ±0.1pF | GRM0225C1E7R6BA03# | |
| | | 6.3pF | ±0.05pF | GRM0225C1E6R3WA03# | | | | ±0.25pF | GRM0225C1E7R6CA03# | |
| | | | ±0.1pF | GRM0225C1E6R3BA03# | | | | ±0.5pF | GRM0225C1E7R6DA03# | |
| | | | ±0.25pF | GRM0225C1E6R3CA03# | | | 7.7pF | ±0.05pF | GRM0225C1E7R7WA03# | |
| | | | ±0.5pF | GRM0225C1E6R3DA03# | | | | ±0.1pF | GRM0225C1E7R7BA03# | |
| | | 6.4pF | ±0.05pF | GRM0225C1E6R4WA03# | | | | ±0.25pF | GRM0225C1E7R7CA03# | |
| | | | ±0.1pF | GRM0225C1E6R4BA03# | | | | ±0.5pF | GRM0225C1E7R7DA03# | |
| | | | ±0.25pF | GRM0225C1E6R4CA03# | | | 7.8pF | ±0.05pF | GRM0225C1E7R8WA03# | |
| | | | ±0.5pF | GRM0225C1E6R4DA03# | | | | ±0.1pF | GRM0225C1E7R8BA03# | |
| | | 6.5pF | ±0.05pF | GRM0225C1E6R5WA03# | | | | ±0.25pF | GRM0225C1E7R8CA03# | |
| | | | ±0.1pF | GRM0225C1E6R5BA03# | | | | ±0.5pF | GRM0225C1E7R8DA03# | |
| | | | ±0.25pF | GRM0225C1E6R5CA03# | | | 7.9pF | ±0.05pF | GRM0225C1E7R9WA03# | |
| | | | ±0.5pF | GRM0225C1E6R5DA03# | | | | ±0.1pF | GRM0225C1E7R9BA03# | |
| | | 6.6pF | ±0.05pF | GRM0225C1E6R6WA03# | | | | ±0.25pF | GRM0225C1E7R9CA03# | |
| | | | ±0.1pF | GRM0225C1E6R6BA03# | | | | ±0.5pF | GRM0225C1E7R9DA03# | |
| | | | ±0.25pF | GRM0225C1E6R6CA03# | | | 8.0pF | ±0.05pF | GRM0225C1E8R0WA03# | |
| | | | ±0.5pF | GRM0225C1E6R6DA03# | | | | ±0.1pF | GRM0225C1E8R0BA03# | |
| | | 6.7pF | ±0.05pF | GRM0225C1E6R7WA03# | | | | ±0.25pF | GRM0225C1E8R0CA03# | |
| | | | ±0.1pF | GRM0225C1E6R7BA03# | | | | ±0.5pF | GRM0225C1E8R0DA03# | |
| | | | ±0.25pF | GRM0225C1E6R7CA03# | | | 8.1pF | ±0.05pF | GRM0225C1E8R1WA03# | |
| | | | ±0.5pF | GRM0225C1E6R7DA03# | | | | ±0.1pF | GRM0225C1E8R1BA03# | |
| | | 6.8pF | ±0.05pF | GRM0225C1E6R8WA03# | | | | ±0.25pF | GRM0225C1E8R1CA03# | |
| | | | ±0.1pF | GRM0225C1E6R8BA03# | | | | ±0.5pF | GRM0225C1E8R1DA03# | |
| | | | ±0.25pF | GRM0225C1E6R8CA03# | | | 8.2pF | ±0.05pF | GRM0225C1E8R2WA03# | |
| | | | ±0.5pF | GRM0225C1E6R8DA03# | | | | ±0.1pF | GRM0225C1E8R2BA03# | |
| | | 6.9pF | ±0.05pF | GRM0225C1E6R9WA03# | | | | ±0.25pF | GRM0225C1E8R2CA03# | |
| | | | ±0.1pF | GRM0225C1E6R9BA03# | | | | ±0.5pF | GRM0225C1E8R2DA03# | |
| | | | ±0.25pF | GRM0225C1E6R9CA03# | | | 8.3pF | ±0.05pF | GRM0225C1E8R3WA03# | |
| | | | ±0.5pF | GRM0225C1E6R9DA03# | | | | ±0.1pF | GRM0225C1E8R3BA03# | |
| | | 7.0pF | ±0.05pF | GRM0225C1E7R0WA03# | | | | ±0.25pF | GRM0225C1E8R3CA03# | |
| | | | ±0.1pF | GRM0225C1E7R0BA03# | | | | ±0.5pF | GRM0225C1E8R3DA03# | |
| | | | ±0.25pF | GRM0225C1E7R0CA03# | | | 8.4pF | ±0.05pF | GRM0225C1E8R4WA03# | |
| | | | ±0.5pF | GRM0225C1E7R0DA03# | | | | ±0.1pF | GRM0225C1E8R4BA03# | |
| | | 7.1pF | ±0.05pF | GRM0225C1E7R1WA03# | | | | ±0.25pF | GRM0225C1E8R4CA03# | |
| | | | ±0.1pF | GRM0225C1E7R1BA03# | | | | ±0.5pF | GRM0225C1E8R4DA03# | |
| | | | ±0.25pF | GRM0225C1E7R1CA03# | | | 8.5pF | ±0.05pF | GRM0225C1E8R5WA03# | |
| | | | ±0.5pF | GRM0225C1E7R1DA03# | | | | ±0.1pF | GRM0225C1E8R5BA03# | |
| | | 7.2pF | ±0.05pF | GRM0225C1E7R2WA03# | | | | ±0.25pF | GRM0225C1E8R5CA03# | |
| | | | ±0.1pF | GRM0225C1E7R2BA03# | | | | ±0.5pF | GRM0225C1E8R5DA03# | |
| | | | ±0.25pF | GRM0225C1E7R2CA03# | | | 8.6pF | ±0.05pF | GRM0225C1E8R6WA03# | |
| | | | ±0.5pF | GRM0225C1E7R2DA03# | | | | ±0.1pF | GRM0225C1E8R6BA03# | |
| | | 7.3pF | ±0.05pF | GRM0225C1E7R3WA03# | | | | ±0.25pF | GRM0225C1E8R6CA03# | |
| | | | ±0.1pF | GRM0225C1E7R3BA03# | | | | ±0.5pF | GRM0225C1E8R6DA03# | |
| | | | ±0.25pF | GRM0225C1E7R3CA03# | | | 8.7pF | ±0.05pF | GRM0225C1E8R7WA03# | |
| | | | ±0.5pF | GRM0225C1E7R3DA03# | | | | ±0.1pF | GRM0225C1E8R7BA03# | |
| | | 7.4pF | ±0.05pF | GRM0225C1E7R4WA03# | | | | ±0.25pF | GRM0225C1E8R7CA03# | |
| | | | ±0.1pF | GRM0225C1E7R4BA03# | | | | ±0.5pF | GRM0225C1E8R7DA03# | |

- GRM
- GR3
- GRJ
- GR4
- GJM
- GQM
- GA2
- GA3 GB
- GA3 GD
- GA3 GF
- LLL
- LLA
- LLM
- LLR
- NFM
- GJ4
- ZRA
- ZRB
- KRM
- KR3
- GMA
- GMD
- △Caution /Notice

Part number # indicates the package specification code.

GRM Series Temperature Compensating Type Part Number List

(→ 0.4×0.2mm)

| Rated Voltage | TC Code | Cap. | Tol. | Part Number | Rated Voltage | TC Code | Cap. | Tol. | Part Number |
|---------------|---------|--------------------|---------|--------------------|--------------------|---------|-------|------|--------------------|
| 25Vdc | COG | 8.8pF | ±0.05pF | GRM0225C1E8R8WA03# | 25Vdc | COG | 13pF | ±2% | GRM0225C1E130GA03# |
| | | | ±0.1pF | GRM0225C1E8R8BA03# | | | | ±5% | GRM0225C1E130JA03# |
| | | | ±0.25pF | GRM0225C1E8R8CA03# | | | 15pF | ±2% | GRM0225C1E150GA03# |
| | | | ±0.5pF | GRM0225C1E8R8DA03# | | | | ±5% | GRM0225C1E150JA03# |
| | | 8.9pF | ±0.05pF | GRM0225C1E8R9WA03# | | | 16pF | ±2% | GRM0225C1E160GA03# |
| | | | ±0.1pF | GRM0225C1E8R9BA03# | | | | ±5% | GRM0225C1E160JA03# |
| | | | ±0.25pF | GRM0225C1E8R9CA03# | | | 18pF | ±2% | GRM0225C1E180GA02# |
| | | | ±0.5pF | GRM0225C1E8R9DA03# | | | | ±5% | GRM0225C1E180JA02# |
| | | 9.0pF | ±0.05pF | GRM0225C1E9R0WA03# | | | 20pF | ±2% | GRM0225C1E200GA02# |
| | | | ±0.1pF | GRM0225C1E9R0BA03# | | | | ±5% | GRM0225C1E200JA02# |
| | | | ±0.25pF | GRM0225C1E9R0CA03# | | | 22pF | ±2% | GRM0225C1E220GA02# |
| | | | ±0.5pF | GRM0225C1E9R0DA03# | | | | ±5% | GRM0225C1E220JA02# |
| | | 9.1pF | ±0.05pF | GRM0225C1E9R1WA03# | | | 24pF | ±2% | GRM0225C1E240GA02# |
| | | | ±0.1pF | GRM0225C1E9R1BA03# | | | | ±5% | GRM0225C1E240JA02# |
| | | | ±0.25pF | GRM0225C1E9R1CA03# | | | 27pF | ±2% | GRM0225C1E270GA02# |
| | | | ±0.5pF | GRM0225C1E9R1DA03# | | | | ±5% | GRM0225C1E270JA02# |
| | | 9.2pF | ±0.05pF | GRM0225C1E9R2WA03# | | | 30pF | ±2% | GRM0225C1E300GA02# |
| | | | ±0.1pF | GRM0225C1E9R2BA03# | | | | ±5% | GRM0225C1E300JA02# |
| | | | ±0.25pF | GRM0225C1E9R2CA03# | | | 33pF | ±2% | GRM0225C1E330GA02# |
| | | | ±0.5pF | GRM0225C1E9R2DA03# | | | | ±5% | GRM0225C1E330JA02# |
| | | 9.3pF | ±0.05pF | GRM0225C1E9R3WA03# | | | 36pF | ±2% | GRM0225C1E360GA02# |
| | | | ±0.1pF | GRM0225C1E9R3BA03# | | | | ±5% | GRM0225C1E360JA02# |
| | | | ±0.25pF | GRM0225C1E9R3CA03# | | | 39pF | ±2% | GRM0225C1E390GA02# |
| | | | ±0.5pF | GRM0225C1E9R3DA03# | | | | ±5% | GRM0225C1E390JA02# |
| | | 9.4pF | ±0.05pF | GRM0225C1E9R4WA03# | | | 43pF | ±2% | GRM0225C1E430GA02# |
| | | | ±0.1pF | GRM0225C1E9R4BA03# | | | | ±5% | GRM0225C1E430JA02# |
| | | | ±0.25pF | GRM0225C1E9R4CA03# | | | 47pF | ±2% | GRM0225C1E470GA02# |
| | | | ±0.5pF | GRM0225C1E9R4DA03# | | | | ±5% | GRM0225C1E470JA02# |
| | | 9.5pF | ±0.05pF | GRM0225C1E9R5WA03# | | | 51pF | ±2% | GRM0225C1E510GA02# |
| | | | ±0.1pF | GRM0225C1E9R5BA03# | | | | ±5% | GRM0225C1E510JA02# |
| | | | ±0.25pF | GRM0225C1E9R5CA03# | | | 56pF | ±2% | GRM0225C1E560GA02# |
| | | | ±0.5pF | GRM0225C1E9R5DA03# | | | | ±5% | GRM0225C1E560JA02# |
| | | 9.6pF | ±0.05pF | GRM0225C1E9R6WA03# | | | 62pF | ±2% | GRM0225C1E620GA02# |
| | | | ±0.1pF | GRM0225C1E9R6BA03# | | | | ±5% | GRM0225C1E620JA02# |
| | | | ±0.25pF | GRM0225C1E9R6CA03# | | | 68pF | ±2% | GRM0225C1E680GA02# |
| | | | ±0.5pF | GRM0225C1E9R6DA03# | | | | ±5% | GRM0225C1E680JA02# |
| | | 9.7pF | ±0.05pF | GRM0225C1E9R7WA03# | | | 75pF | ±2% | GRM0225C1E750GA02# |
| | | | ±0.1pF | GRM0225C1E9R7BA03# | | | | ±5% | GRM0225C1E750JA02# |
| | | | ±0.25pF | GRM0225C1E9R7CA03# | | | 82pF | ±2% | GRM0225C1E820GA02# |
| | | | ±0.5pF | GRM0225C1E9R7DA03# | | | | ±5% | GRM0225C1E820JA02# |
| | | 9.8pF | ±0.05pF | GRM0225C1E9R8WA03# | | | 91pF | ±2% | GRM0225C1E910GA02# |
| | | | ±0.1pF | GRM0225C1E9R8BA03# | | | | ±5% | GRM0225C1E910JA02# |
| | | | ±0.25pF | GRM0225C1E9R8CA03# | | | 100pF | ±2% | GRM0225C1E101GA02# |
| | | | ±0.5pF | GRM0225C1E9R8DA03# | | | | ±5% | GRM0225C1E101JA02# |
| | | 9.9pF | ±0.05pF | GRM0225C1E9R9WA03# | | | 110pF | ±2% | GRM0225C1E111GA02# |
| | | | ±0.1pF | GRM0225C1E9R9BA03# | | | | ±5% | GRM0225C1E111JA02# |
| | | | ±0.25pF | GRM0225C1E9R9CA03# | | | 120pF | ±2% | GRM0225C1E121GA02# |
| | | | ±0.5pF | GRM0225C1E9R9DA03# | | | | ±5% | GRM0225C1E121JA02# |
| | | 10pF | ±2% | GRM0225C1E100GA03# | | | 150pF | ±2% | GRM0225C1E151GA02# |
| | | | ±5% | GRM0225C1E100JA03# | | | | ±5% | GRM0225C1E151JA02# |
| | | 11pF | ±2% | GRM0225C1E110GA03# | | | 180pF | ±2% | GRM0225C1E181GA02# |
| | | | ±5% | GRM0225C1E110JA03# | | | | ±5% | GRM0225C1E181JA02# |
| 12pF | ±2% | GRM0225C1E120GA03# | 220pF | ±2% | GRM0225C1E221GA02# | | | | |
| | ±5% | GRM0225C1E120JA03# | | ±5% | GRM0225C1E221JA02# | | | | |

Part number # indicates the package specification code.

GRM
 GR3
 GRJ
 GR4
 GJM
 GQM
 GA2
 GA3 GB
 GA3 GD
 GA3 GF
 LLL
 LLA
 LLM
 LLR
 NFM
 GJ4
 ZRA
 ZRB
 KRM
 KR3
 GMA
 GMD
 ⚠Caution /Notice

GRM Series Temperature Compensating Type Part Number List

(→ 0.4×0.2mm)

| Rated Voltage | TC Code | Cap. | Tol. | Part Number | Rated Voltage | TC Code | Cap. | Tol. | Part Number | |
|---------------|---------|---------|--------------------|--------------------|---------------|---------|--------------------|--------------------|--------------------|--------------------|
| 25Vdc | CH | 4.0pF | ±0.05pF | GRM0222C1E4R0WA03# | 25Vdc | CH | 5.6pF | ±0.1pF | GRM0222C1E5R6BA03# | |
| | | | ±0.1pF | GRM0222C1E4R0BA03# | | | | ±0.25pF | GRM0222C1E5R6CA03# | |
| | | | ±0.25pF | GRM0222C1E4R0CA03# | | | | ±0.5pF | GRM0222C1E5R6DA03# | |
| | | 4.1pF | ±0.05pF | GRM0222C1E4R1WA03# | | | 5.7pF | ±0.05pF | GRM0222C1E5R7WA03# | |
| | | | ±0.1pF | GRM0222C1E4R1BA03# | | | | ±0.1pF | GRM0222C1E5R7BA03# | |
| | | | ±0.25pF | GRM0222C1E4R1CA03# | | | | ±0.25pF | GRM0222C1E5R7CA03# | |
| | | 4.2pF | ±0.05pF | GRM0222C1E4R2WA03# | | | 5.8pF | ±0.5pF | GRM0222C1E5R7DA03# | |
| | | | ±0.1pF | GRM0222C1E4R2BA03# | | | | ±0.05pF | GRM0222C1E5R8WA03# | |
| | | | ±0.25pF | GRM0222C1E4R2CA03# | | | | | ±0.1pF | GRM0222C1E5R8BA03# |
| | | 4.3pF | ±0.05pF | GRM0222C1E4R3WA03# | | | ±0.25pF | | GRM0222C1E5R8CA03# | |
| | | | ±0.1pF | GRM0222C1E4R3BA03# | | | | ±0.5pF | GRM0222C1E5R8DA03# | |
| | | | ±0.25pF | GRM0222C1E4R3CA03# | | | | 5.9pF | ±0.05pF | GRM0222C1E5R9WA03# |
| | | 4.4pF | ±0.05pF | GRM0222C1E4R4WA03# | | | ±0.1pF | | GRM0222C1E5R9BA03# | |
| | | | ±0.1pF | GRM0222C1E4R4BA03# | | | | | ±0.25pF | GRM0222C1E5R9CA03# |
| | | | ±0.25pF | GRM0222C1E4R4CA03# | | | | ±0.5pF | GRM0222C1E5R9DA03# | |
| | | 4.5pF | ±0.05pF | GRM0222C1E4R5WA03# | | | 6.0pF | ±0.05pF | GRM0222C1E6R0WA03# | |
| | | | ±0.1pF | GRM0222C1E4R5BA03# | | | | ±0.1pF | GRM0222C1E6R0BA03# | |
| | | | ±0.25pF | GRM0222C1E4R5CA03# | | | | ±0.25pF | GRM0222C1E6R0CA03# | |
| | | 4.6pF | ±0.05pF | GRM0222C1E4R6WA03# | | | ±0.5pF | GRM0222C1E6R0DA03# | | |
| | | | ±0.1pF | GRM0222C1E4R6BA03# | | | | 6.1pF | ±0.05pF | GRM0222C1E6R1WA03# |
| | | | ±0.25pF | GRM0222C1E4R6CA03# | | | | | ±0.1pF | GRM0222C1E6R1BA03# |
| | | 4.7pF | ±0.05pF | GRM0222C1E4R7WA03# | | | ±0.25pF | | GRM0222C1E6R1CA03# | |
| | | | ±0.1pF | GRM0222C1E4R7BA03# | | | | ±0.5pF | GRM0222C1E6R1DA03# | |
| | | | ±0.25pF | GRM0222C1E4R7CA03# | | | | 6.2pF | ±0.05pF | GRM0222C1E6R2WA03# |
| | | 4.8pF | ±0.05pF | GRM0222C1E4R8WA03# | | | ±0.1pF | | GRM0222C1E6R2BA03# | |
| | | | ±0.1pF | GRM0222C1E4R8BA03# | | | | | ±0.25pF | GRM0222C1E6R2CA03# |
| | | | ±0.25pF | GRM0222C1E4R8CA03# | | | | ±0.5pF | GRM0222C1E6R2DA03# | |
| | | 4.9pF | ±0.05pF | GRM0222C1E4R9WA03# | | | 6.3pF | ±0.05pF | GRM0222C1E6R3WA03# | |
| | | | ±0.1pF | GRM0222C1E4R9BA03# | | | | ±0.1pF | GRM0222C1E6R3BA03# | |
| | | | ±0.25pF | GRM0222C1E4R9CA03# | | | | ±0.25pF | GRM0222C1E6R3CA03# | |
| | | 5.0pF | ±0.05pF | GRM0222C1E5R0WA03# | | | ±0.5pF | GRM0222C1E6R3DA03# | | |
| | | | ±0.1pF | GRM0222C1E5R0BA03# | | | | 6.4pF | ±0.05pF | GRM0222C1E6R4WA03# |
| | | | ±0.25pF | GRM0222C1E5R0CA03# | | | | | ±0.1pF | GRM0222C1E6R4BA03# |
| | | 5.1pF | ±0.05pF | GRM0222C1E5R1WA03# | | | ±0.25pF | | GRM0222C1E6R4CA03# | |
| | | | ±0.1pF | GRM0222C1E5R1BA03# | | | | ±0.5pF | GRM0222C1E6R4DA03# | |
| | | | ±0.25pF | GRM0222C1E5R1CA03# | | | | 6.5pF | ±0.05pF | GRM0222C1E6R5WA03# |
| | | ±0.5pF | GRM0222C1E5R1DA03# | ±0.1pF | | | GRM0222C1E6R5BA03# | | | |
| | | 5.2pF | ±0.05pF | GRM0222C1E5R2WA03# | | | ±0.25pF | | GRM0222C1E6R5CA03# | |
| | | | ±0.1pF | GRM0222C1E5R2BA03# | | | | ±0.5pF | GRM0222C1E6R5DA03# | |
| | | | ±0.25pF | GRM0222C1E5R2CA03# | | | | 6.6pF | ±0.05pF | GRM0222C1E6R6WA03# |
| | | ±0.5pF | GRM0222C1E5R2DA03# | ±0.1pF | | | GRM0222C1E6R6BA03# | | | |
| | | 5.3pF | ±0.05pF | GRM0222C1E5R3WA03# | | | ±0.25pF | | GRM0222C1E6R6CA03# | |
| | | | ±0.1pF | GRM0222C1E5R3BA03# | | | | ±0.5pF | GRM0222C1E6R6DA03# | |
| | | | ±0.25pF | GRM0222C1E5R3CA03# | | | | 6.7pF | ±0.05pF | GRM0222C1E6R7WA03# |
| | | ±0.5pF | GRM0222C1E5R3DA03# | ±0.1pF | | | GRM0222C1E6R7BA03# | | | |
| | | 5.4pF | ±0.05pF | GRM0222C1E5R4WA03# | | | ±0.25pF | | GRM0222C1E6R7CA03# | |
| | | | ±0.1pF | GRM0222C1E5R4BA03# | | | | ±0.5pF | GRM0222C1E6R7DA03# | |
| | | | ±0.25pF | GRM0222C1E5R4CA03# | | | | 6.8pF | ±0.05pF | GRM0222C1E6R8WA03# |
| | | ±0.5pF | GRM0222C1E5R4DA03# | ±0.1pF | | | GRM0222C1E6R8BA03# | | | |
| | | 5.5pF | ±0.05pF | GRM0222C1E5R5WA03# | | | ±0.25pF | | GRM0222C1E6R8CA03# | |
| | | | ±0.1pF | GRM0222C1E5R5BA03# | | | | ±0.5pF | GRM0222C1E6R8DA03# | |
| | | | ±0.25pF | GRM0222C1E5R5CA03# | | | | 6.9pF | ±0.05pF | GRM0222C1E6R9WA03# |
| | | ±0.5pF | GRM0222C1E5R5DA03# | ±0.1pF | | | GRM0222C1E6R9BA03# | | | |
| | | ±0.05pF | GRM0222C1E5R6WA03# | ±0.25pF | | | GRM0222C1E6R9CA03# | | | |

Part number # indicates the package specification code.

GRM
 GR3
 GRJ
 GR4
 GJM
 GQM
 GA2
 GA3 GB
 GA3 GD
 GA3 GF
 LLL
 LLA
 LLM
 LLR
 NFM
 GJ4
 ZRA
 ZRB
 KRM
 KR3
 GMA
 GMD
 ⚠Caution /Notice

GRM Series Temperature Compensating Type Part Number List

(→ 0.4×0.2mm)

| Rated Voltage | TC Code | Cap. | Tol. | Part Number | Rated Voltage | TC Code | Cap. | Tol. | Part Number |
|---------------|---------|--------|--------------------|--------------------|---------------|---------|--------------------|--------------------|--------------------|
| 25Vdc | CH | 6.9pF | ±0.5pF | GRM0222C1E6R9DA03# | 25Vdc | CH | 8.3pF | ±0.1pF | GRM0222C1E8R3BA03# |
| | | | ±0.05pF | GRM0222C1E7R0WA03# | | | | ±0.25pF | GRM0222C1E8R3CA03# |
| | | | ±0.1pF | GRM0222C1E7R0BA03# | | | | ±0.5pF | GRM0222C1E8R3DA03# |
| | | | ±0.25pF | GRM0222C1E7R0CA03# | | | | 8.4pF | ±0.05pF |
| | | ±0.5pF | GRM0222C1E7R0DA03# | ±0.1pF | | | GRM0222C1E8R4BA03# | | |
| | | 7.1pF | ±0.05pF | GRM0222C1E7R1WA03# | | | ±0.25pF | | GRM0222C1E8R4CA03# |
| | | | ±0.1pF | GRM0222C1E7R1BA03# | | | ±0.5pF | | GRM0222C1E8R4DA03# |
| | | | ±0.25pF | GRM0222C1E7R1CA03# | | | 8.5pF | ±0.05pF | GRM0222C1E8R5WA03# |
| | | ±0.5pF | GRM0222C1E7R1DA03# | ±0.1pF | | | | GRM0222C1E8R5BA03# | |
| | | 7.2pF | ±0.05pF | GRM0222C1E7R2WA03# | | | | ±0.25pF | GRM0222C1E8R5CA03# |
| | | | ±0.1pF | GRM0222C1E7R2BA03# | | | ±0.5pF | GRM0222C1E8R5DA03# | |
| | | | ±0.25pF | GRM0222C1E7R2CA03# | | | 8.6pF | ±0.05pF | GRM0222C1E8R6WA03# |
| | | | ±0.5pF | GRM0222C1E7R2DA03# | | | | ±0.1pF | GRM0222C1E8R6BA03# |
| | | 7.3pF | ±0.05pF | GRM0222C1E7R3WA03# | | | | ±0.25pF | GRM0222C1E8R6CA03# |
| | | | ±0.1pF | GRM0222C1E7R3BA03# | | | | ±0.5pF | GRM0222C1E8R6DA03# |
| | | | ±0.25pF | GRM0222C1E7R3CA03# | | | 8.7pF | ±0.05pF | GRM0222C1E8R7WA03# |
| | | ±0.5pF | GRM0222C1E7R3DA03# | ±0.1pF | | | | GRM0222C1E8R7BA03# | |
| | | 7.4pF | ±0.05pF | GRM0222C1E7R4WA03# | | | | ±0.25pF | GRM0222C1E8R7CA03# |
| | | | ±0.1pF | GRM0222C1E7R4BA03# | | | ±0.5pF | GRM0222C1E8R7DA03# | |
| | | | ±0.25pF | GRM0222C1E7R4CA03# | | | 8.8pF | ±0.05pF | GRM0222C1E8R8WA03# |
| | | | ±0.5pF | GRM0222C1E7R4DA03# | | | | ±0.1pF | GRM0222C1E8R8BA03# |
| | | 7.5pF | ±0.05pF | GRM0222C1E7R5WA03# | | | | ±0.25pF | GRM0222C1E8R8CA03# |
| | | | ±0.1pF | GRM0222C1E7R5BA03# | | | | ±0.5pF | GRM0222C1E8R8DA03# |
| | | | ±0.25pF | GRM0222C1E7R5CA03# | | | 8.9pF | ±0.05pF | GRM0222C1E8R9WA03# |
| | | ±0.5pF | GRM0222C1E7R5DA03# | ±0.1pF | | | | GRM0222C1E8R9BA03# | |
| | | 7.6pF | ±0.05pF | GRM0222C1E7R6WA03# | | | | ±0.25pF | GRM0222C1E8R9CA03# |
| | | | ±0.1pF | GRM0222C1E7R6BA03# | | | ±0.5pF | GRM0222C1E8R9DA03# | |
| | | | ±0.25pF | GRM0222C1E7R6CA03# | | | 9.0pF | ±0.05pF | GRM0222C1E9R0WA03# |
| | | | ±0.5pF | GRM0222C1E7R6DA03# | | | | ±0.1pF | GRM0222C1E9R0BA03# |
| | | 7.7pF | ±0.05pF | GRM0222C1E7R7WA03# | | | | ±0.25pF | GRM0222C1E9R0CA03# |
| | | | ±0.1pF | GRM0222C1E7R7BA03# | | | | ±0.5pF | GRM0222C1E9R0DA03# |
| | | | ±0.25pF | GRM0222C1E7R7CA03# | | | 9.1pF | ±0.05pF | GRM0222C1E9R1WA03# |
| | | ±0.5pF | GRM0222C1E7R7DA03# | ±0.1pF | | | | GRM0222C1E9R1BA03# | |
| | | 7.8pF | ±0.05pF | GRM0222C1E7R8WA03# | | | | ±0.25pF | GRM0222C1E9R1CA03# |
| | | | ±0.1pF | GRM0222C1E7R8BA03# | | | | ±0.5pF | GRM0222C1E9R1DA03# |
| | | | ±0.25pF | GRM0222C1E7R8CA03# | | | 9.2pF | ±0.05pF | GRM0222C1E9R2WA03# |
| | | ±0.5pF | GRM0222C1E7R8DA03# | ±0.1pF | | | | GRM0222C1E9R2BA03# | |
| | | 7.9pF | ±0.05pF | GRM0222C1E7R9WA03# | | | | ±0.25pF | GRM0222C1E9R2CA03# |
| | | | ±0.1pF | GRM0222C1E7R9BA03# | | | | ±0.5pF | GRM0222C1E9R2DA03# |
| | | | ±0.25pF | GRM0222C1E7R9CA03# | | | 9.3pF | ±0.05pF | GRM0222C1E9R3WA03# |
| | | ±0.5pF | GRM0222C1E7R9DA03# | ±0.1pF | | | | GRM0222C1E9R3BA03# | |
| | | 8.0pF | ±0.05pF | GRM0222C1E8R0WA03# | | | | ±0.25pF | GRM0222C1E9R3CA03# |
| | | | ±0.1pF | GRM0222C1E8R0BA03# | | | | ±0.5pF | GRM0222C1E9R3DA03# |
| | | | ±0.25pF | GRM0222C1E8R0CA03# | | | 9.4pF | ±0.05pF | GRM0222C1E9R4WA03# |
| | | ±0.5pF | GRM0222C1E8R0DA03# | ±0.1pF | | | | GRM0222C1E9R4BA03# | |
| | | 8.1pF | ±0.05pF | GRM0222C1E8R1WA03# | | | | ±0.25pF | GRM0222C1E9R4CA03# |
| | | | ±0.1pF | GRM0222C1E8R1BA03# | | | | ±0.5pF | GRM0222C1E9R4DA03# |
| | | | ±0.25pF | GRM0222C1E8R1CA03# | | | 9.5pF | ±0.05pF | GRM0222C1E9R5WA03# |
| | | ±0.5pF | GRM0222C1E8R1DA03# | ±0.1pF | | | | GRM0222C1E9R5BA03# | |
| | | 8.2pF | ±0.05pF | GRM0222C1E8R2WA03# | | | | ±0.25pF | GRM0222C1E9R5CA03# |
| | | | ±0.1pF | GRM0222C1E8R2BA03# | | | | ±0.5pF | GRM0222C1E9R5DA03# |
| | | | ±0.25pF | GRM0222C1E8R2CA03# | | | 9.6pF | ±0.05pF | GRM0222C1E9R6WA03# |
| | | ±0.5pF | GRM0222C1E8R2DA03# | ±0.1pF | | | | GRM0222C1E9R6BA03# | |
| | | 8.3pF | ±0.05pF | GRM0222C1E8R3WA03# | | | | ±0.25pF | GRM0222C1E9R6CA03# |

Part number # indicates the package specification code.

GRM
 GR3
 GRJ
 GR4
 GJM
 GQM
 GA2
 GA3 GB
 GA3 GD
 GA3 GF
 LLL
 LLA
 LLM
 LLR
 NFM
 GJ4
 ZRA
 ZRB
 KRM
 KR3
 GMA
 GMD
 △Caution /Notice

GRM Series Temperature Compensating Type Part Number List

(→ 0.4×0.2mm)

| Rated Voltage | TC Code | Cap. | Tol. | Part Number | Rated Voltage | TC Code | Cap. | Tol. | Part Number | |
|---------------|---------|---------|--------------------|--------------------|---------------|---------|--------------------|--------------------|--------------------|--------------------|
| 25Vdc | CH | 9.6pF | ±0.5pF | GRM0222C1E9R6DA03# | 25Vdc | CH | 68pF | ±5% | GRM0222C1E680JA02# | |
| | | | ±0.05pF | GRM0222C1E9R7WA03# | | | | 75pF | ±2% | GRM0222C1E750GA02# |
| | | ±0.1pF | GRM0222C1E9R7BA03# | ±5% | | | GRM0222C1E750JA02# | | | |
| | | ±0.25pF | GRM0222C1E9R7CA03# | 82pF | | | ±2% | GRM0222C1E820GA02# | | |
| | | ±0.5pF | GRM0222C1E9R7DA03# | | | | ±5% | GRM0222C1E820JA02# | | |
| | | 9.8pF | ±0.05pF | GRM0222C1E9R8WA03# | | | 91pF | ±2% | GRM0222C1E910GA02# | |
| | | | ±0.1pF | GRM0222C1E9R8BA03# | | | | ±5% | GRM0222C1E910JA02# | |
| | | | ±0.25pF | GRM0222C1E9R8CA03# | | | | 100pF | ±2% | GRM0222C1E101GA02# |
| | | | ±0.5pF | GRM0222C1E9R8DA03# | | | | | ±5% | GRM0222C1E101JA02# |
| | | 9.9pF | ±0.05pF | GRM0222C1E9R9WA03# | | | 110pF | ±2% | GRM0222C1E111GA02# | |
| | | | ±0.1pF | GRM0222C1E9R9BA03# | | | | ±5% | GRM0222C1E111JA02# | |
| | | | ±0.25pF | GRM0222C1E9R9CA03# | | | | 120pF | ±2% | GRM0222C1E121GA02# |
| | | | ±0.5pF | GRM0222C1E9R9DA03# | | | | | ±5% | GRM0222C1E121JA02# |
| | | 10pF | ±2% | GRM0222C1E100GA03# | | | 150pF | ±2% | GRM0222C1E151GA02# | |
| | | | ±5% | GRM0222C1E100JA03# | | | | ±5% | GRM0222C1E151JA02# | |
| | | 11pF | ±2% | GRM0222C1E110GA03# | | | 180pF | ±2% | GRM0222C1E181GA02# | |
| | | | ±5% | GRM0222C1E110JA03# | | | | ±5% | GRM0222C1E181JA02# | |
| | | 12pF | ±2% | GRM0222C1E120GA03# | | | 220pF | ±2% | GRM0222C1E221GA02# | |
| | | | ±5% | GRM0222C1E120JA03# | | | | ±5% | GRM0222C1E221JA02# | |
| | | 13pF | ±2% | GRM0222C1E130GA03# | | | 2.1pF | ±0.05pF | GRM0223C1E2R1WA03# | |
| | | | ±5% | GRM0222C1E130JA03# | | | | ±0.1pF | GRM0223C1E2R1BA03# | |
| | | 15pF | ±2% | GRM0222C1E150GA03# | | | ±0.25pF | GRM0223C1E2R1CA03# | | |
| | | | ±5% | GRM0222C1E150JA03# | | | 2.2pF | ±0.05pF | GRM0223C1E2R2WA03# | |
| | | ±2% | GRM0222C1E160GA03# | ±0.1pF | | | | GRM0223C1E2R2BA03# | | |
| | | ±5% | GRM0222C1E160JA03# | ±0.25pF | | | | GRM0223C1E2R2CA03# | | |
| | | 18pF | ±2% | GRM0222C1E180GA02# | | | 2.3pF | ±0.05pF | GRM0223C1E2R3WA03# | |
| | | | ±5% | GRM0222C1E180JA02# | | | | ±0.1pF | GRM0223C1E2R3BA03# | |
| | | ±2% | GRM0222C1E200GA02# | ±0.25pF | | | | GRM0223C1E2R3CA03# | | |
| | | ±5% | GRM0222C1E200JA02# | 2.4pF | | | ±0.05pF | GRM0223C1E2R4WA03# | | |
| | | ±2% | GRM0222C1E220GA02# | | | | ±0.1pF | GRM0223C1E2R4BA03# | | |
| | | ±5% | GRM0222C1E220JA02# | | | | ±0.25pF | GRM0223C1E2R4CA03# | | |
| | | 24pF | ±2% | GRM0222C1E240GA02# | | | 2.5pF | ±0.05pF | GRM0223C1E2R5WA03# | |
| | | | ±5% | GRM0222C1E240JA02# | | | | ±0.1pF | GRM0223C1E2R5BA03# | |
| | | ±2% | GRM0222C1E270GA02# | ±0.25pF | | | | GRM0223C1E2R5CA03# | | |
| | | ±5% | GRM0222C1E270JA02# | 2.6pF | | | ±0.05pF | GRM0223C1E2R6WA03# | | |
| | | ±2% | GRM0222C1E300GA02# | | | | ±0.1pF | GRM0223C1E2R6BA03# | | |
| | | ±5% | GRM0222C1E300JA02# | | | | ±0.25pF | GRM0223C1E2R6CA03# | | |
| | | 33pF | ±2% | GRM0222C1E330GA02# | | | 2.7pF | ±0.05pF | GRM0223C1E2R7WA03# | |
| | | | ±5% | GRM0222C1E330JA02# | | | | ±0.1pF | GRM0223C1E2R7BA03# | |
| | | ±2% | GRM0222C1E360GA02# | ±0.25pF | | | | GRM0223C1E2R7CA03# | | |
| | | ±5% | GRM0222C1E360JA02# | 2.8pF | | | ±0.05pF | GRM0223C1E2R8WA03# | | |
| | | ±2% | GRM0222C1E390GA02# | | | | ±0.1pF | GRM0223C1E2R8BA03# | | |
| | | ±5% | GRM0222C1E390JA02# | | | | ±0.25pF | GRM0223C1E2R8CA03# | | |
| | | 43pF | ±2% | GRM0222C1E430GA02# | | | 2.9pF | ±0.05pF | GRM0223C1E2R9WA03# | |
| | | | ±5% | GRM0222C1E430JA02# | | | | ±0.1pF | GRM0223C1E2R9BA03# | |
| | | ±2% | GRM0222C1E470GA02# | ±0.25pF | | | | GRM0223C1E2R9CA03# | | |
| | | ±5% | GRM0222C1E470JA02# | 3.0pF | | | ±0.05pF | GRM0223C1E3R0WA03# | | |
| | | ±2% | GRM0222C1E510GA02# | | | | ±0.1pF | GRM0223C1E3R0BA03# | | |
| | | ±5% | GRM0222C1E510JA02# | | | | ±0.25pF | GRM0223C1E3R0CA03# | | |
| | | 56pF | ±2% | GRM0222C1E560GA02# | | | 3.1pF | ±0.05pF | GRM0223C1E3R1WA03# | |
| | | | ±5% | GRM0222C1E560JA02# | | | | ±0.1pF | GRM0223C1E3R1BA03# | |
| | | ±2% | GRM0222C1E620GA02# | ±0.25pF | | | | GRM0223C1E3R1CA03# | | |
| | | ±5% | GRM0222C1E620JA02# | 3.2pF | | | ±0.05pF | GRM0223C1E3R2WA03# | | |
| | | ±2% | GRM0222C1E680GA02# | | | | ±0.1pF | GRM0223C1E3R2BA03# | | |

Part number # indicates the package specification code.



GRM Series Temperature Compensating Type Part Number List

(→ 0.4×0.2mm)

| Rated Voltage | TC Code | Cap. | Tol. | Part Number | Rated Voltage | TC Code | Cap. | Tol. | Part Number | | |
|---------------|---------|--------------------|--------------------|--------------------|--------------------|--------------------|--------------------|---------|--------------------|--------------------|--------------------|
| 25Vdc | CJ | 3.2pF | ±0.25pF | GRM0223C1E3R2CA03# | 25Vdc | CK | 1.5pF | ±0.1pF | GRM0224C1E1R5BA03# | | |
| | | | ±0.05pF | GRM0223C1E3R3WA03# | | | | ±0.25pF | GRM0224C1E1R5CA03# | | |
| | | | ±0.1pF | GRM0223C1E3R3BA03# | | | | 1.6pF | ±0.05pF | GRM0224C1E1R6WA03# | |
| | | ±0.25pF | GRM0223C1E3R3CA03# | ±0.1pF | | | GRM0224C1E1R6BA03# | | | | |
| | | 3.4pF | ±0.05pF | GRM0223C1E3R4WA03# | | | ±0.25pF | | GRM0224C1E1R6CA03# | | |
| | | | ±0.1pF | GRM0223C1E3R4BA03# | | | 1.7pF | ±0.05pF | GRM0224C1E1R7WA03# | | |
| | | | ±0.25pF | GRM0223C1E3R4CA03# | | | | ±0.1pF | GRM0224C1E1R7BA03# | | |
| | | 3.5pF | ±0.05pF | GRM0223C1E3R5WA03# | | | | ±0.25pF | GRM0224C1E1R7CA03# | | |
| | | | ±0.1pF | GRM0223C1E3R5BA03# | | | 1.8pF | ±0.05pF | GRM0224C1E1R8WA03# | | |
| | | | ±0.25pF | GRM0223C1E3R5CA03# | | | | ±0.1pF | GRM0224C1E1R8BA03# | | |
| | | 3.6pF | ±0.05pF | GRM0223C1E3R6WA03# | | | | ±0.25pF | GRM0224C1E1R8CA03# | | |
| | | | ±0.1pF | GRM0223C1E3R6BA03# | | | 1.9pF | ±0.05pF | GRM0224C1E1R9WA03# | | |
| | | | ±0.25pF | GRM0223C1E3R6CA03# | | | | ±0.1pF | GRM0224C1E1R9BA03# | | |
| | | 3.7pF | ±0.05pF | GRM0223C1E3R7WA03# | | | | ±0.25pF | GRM0224C1E1R9CA03# | | |
| | | | ±0.1pF | GRM0223C1E3R7BA03# | | | 2.0pF | ±0.05pF | GRM0224C1E2R0WA03# | | |
| | | | ±0.25pF | GRM0223C1E3R7CA03# | | | | ±0.1pF | GRM0224C1E2R0BA03# | | |
| | | 3.8pF | ±0.05pF | GRM0223C1E3R8WA03# | | | | ±0.25pF | GRM0224C1E2R0CA03# | | |
| | | | ±0.1pF | GRM0223C1E3R8BA03# | | | 16Vdc | COG | 0.20pF | ±0.05pF | GRM0225C1CR20WA03# |
| | | | ±0.25pF | GRM0223C1E3R8CA03# | | | | | | ±0.1pF | GRM0225C1CR20BA03# |
| | | 3.9pF | ±0.05pF | GRM0223C1E3R9WA03# | | | | | | ±0.1pF | GRM0225C1CR20CA03# |
| | | | ±0.1pF | GRM0223C1E3R9BA03# | | | | | 0.30pF | ±0.05pF | GRM0225C1CR30WA03# |
| | | | ±0.25pF | GRM0223C1E3R9CA03# | | | | | | ±0.1pF | GRM0225C1CR30BA03# |
| | | 0.20pF | ±0.05pF | GRM0224C1ER20WA03# | | | | | | ±0.1pF | GRM0225C1CR30CA03# |
| | | | ±0.1pF | GRM0224C1ER20BA03# | | | | | 0.40pF | ±0.05pF | GRM0225C1CR40WA03# |
| | | | ±0.25pF | GRM0224C1ER20CA03# | | | | | | ±0.1pF | GRM0225C1CR40BA03# |
| | | 0.30pF | ±0.05pF | GRM0224C1ER30WA03# | | | | | | ±0.1pF | GRM0225C1CR40CA03# |
| | | | ±0.1pF | GRM0224C1ER30BA03# | | | | | 0.50pF | ±0.05pF | GRM0225C1CR50WA03# |
| | | | ±0.25pF | GRM0224C1ER30CA03# | | | | | | ±0.1pF | GRM0225C1CR50BA03# |
| | | 0.40pF | ±0.05pF | GRM0224C1ER40WA03# | | | | | | ±0.1pF | GRM0225C1CR50CA03# |
| | | | ±0.1pF | GRM0224C1ER40BA03# | | | | | 0.60pF | ±0.05pF | GRM0225C1CR60WA03# |
| | | | ±0.25pF | GRM0224C1ER40CA03# | | | | | | ±0.1pF | GRM0225C1CR60BA03# |
| | | 0.50pF | ±0.05pF | GRM0224C1ER50WA03# | | | | | | ±0.1pF | GRM0225C1CR60CA03# |
| | | | ±0.1pF | GRM0224C1ER50BA03# | | | | | 0.70pF | ±0.05pF | GRM0225C1CR70WA03# |
| | | | ±0.25pF | GRM0224C1ER50CA03# | | | | | | ±0.1pF | GRM0225C1CR70BA03# |
| | | 0.60pF | ±0.05pF | GRM0224C1ER60WA03# | | | | | | ±0.1pF | GRM0225C1CR70CA03# |
| | | | ±0.1pF | GRM0224C1ER60BA03# | | | | | 0.80pF | ±0.05pF | GRM0225C1CR80WA03# |
| | ±0.25pF | | GRM0224C1ER60CA03# | ±0.1pF | | GRM0225C1CR80BA03# | | | | | |
| | 0.70pF | ±0.05pF | GRM0224C1ER70WA03# | ±0.1pF | | GRM0225C1CR80CA03# | | | | | |
| | | ±0.1pF | GRM0224C1ER70BA03# | 0.90pF | | ±0.05pF | | | GRM0225C1CR90WA03# | | |
| | | ±0.25pF | GRM0224C1ER70CA03# | | | ±0.1pF | | | GRM0225C1CR90BA03# | | |
| | 0.80pF | ±0.05pF | GRM0224C1ER80WA03# | | | ±0.1pF | | | GRM0225C1CR90CA03# | | |
| | | ±0.1pF | GRM0224C1ER80BA03# | 1.0pF | | ±0.05pF | | | GRM0225C1C1R0WA03# | | |
| | | ±0.25pF | GRM0224C1ER80CA03# | | | ±0.1pF | | | GRM0225C1C1R0BA03# | | |
| | 0.90pF | ±0.05pF | GRM0224C1ER90WA03# | | | ±0.25pF | | | GRM0225C1C1R0CA03# | | |
| | | ±0.1pF | GRM0224C1ER90BA03# | 1.1pF | | ±0.05pF | | | GRM0225C1C1R1WA03# | | |
| | | ±0.25pF | GRM0224C1ER90CA03# | | | ±0.1pF | | | GRM0225C1C1R1BA03# | | |
| | 1.0pF | ±0.05pF | GRM0224C1E1R0WA03# | | | ±0.25pF | | | GRM0225C1C1R1CA03# | | |
| | | ±0.1pF | GRM0224C1E1R0BA03# | 1.2pF | | ±0.05pF | | | GRM0225C1C1R2WA03# | | |
| ±0.25pF | | GRM0224C1E1R0CA03# | ±0.1pF | | GRM0225C1C1R2BA03# | | | | | | |
| 1.1pF | ±0.05pF | GRM0224C1E1R1WA03# | ±0.25pF | | GRM0225C1C1R2CA03# | | | | | | |
| | ±0.1pF | GRM0224C1E1R1BA03# | 1.3pF | ±0.05pF | GRM0225C1C1R3WA03# | | | | | | |
| | ±0.25pF | GRM0224C1E1R1CA03# | | ±0.1pF | GRM0225C1C1R3BA03# | | | | | | |
| 1.2pF | ±0.05pF | GRM0224C1E1R2WA03# | | ±0.25pF | GRM0225C1C1R3CA03# | | | | | | |
| | ±0.1pF | GRM0224C1E1R2BA03# | 1.4pF | ±0.05pF | GRM0225C1C1R4WA03# | | | | | | |
| | ±0.25pF | GRM0224C1E1R2CA03# | | ±0.1pF | GRM0225C1C1R4BA03# | | | | | | |
| 1.3pF | ±0.05pF | GRM0224C1E1R3WA03# | | ±0.25pF | GRM0225C1C1R4CA03# | | | | | | |
| | ±0.1pF | GRM0224C1E1R3BA03# | 1.5pF | ±0.05pF | GRM0225C1C1R5WA03# | | | | | | |
| | ±0.25pF | GRM0224C1E1R3CA03# | | ±0.1pF | GRM0225C1C1R5BA03# | | | | | | |
| 1.4pF | ±0.05pF | GRM0224C1E1R4WA03# | | ±0.25pF | GRM0225C1C1R5CA03# | | | | | | |
| | ±0.1pF | GRM0224C1E1R4BA03# | 1.6pF | ±0.05pF | GRM0225C1C1R6WA03# | | | | | | |
| | ±0.25pF | GRM0224C1E1R4CA03# | | ±0.1pF | GRM0225C1C1R6BA03# | | | | | | |
| 1.5pF | ±0.05pF | GRM0224C1E1R5WA03# | | ±0.25pF | GRM0225C1C1R6CA03# | | | | | | |
| | ±0.1pF | GRM0224C1E1R5BA03# | | | | | | | | | |
| | ±0.25pF | GRM0224C1E1R5CA03# | | | | | | | | | |

- GRM
- GR3
- GRJ
- GR4
- GJM
- GQM
- GA2
- GA3 GB
- GA3 GD
- GA3 GF
- LLL
- LLA
- LLM
- LLR
- NFM
- GJ4
- ZRA
- ZRB
- KRM
- KR3
- GMA
- GMD
- ⚠Caution /Notice

Part number # indicates the package specification code.

GRM Series Temperature Compensating Type Part Number List

(→ 0.4×0.2mm)

| Rated Voltage | TC Code | Cap. | Tol. | Part Number | Rated Voltage | TC Code | Cap. | Tol. | Part Number |
|---------------|---------|--------------------|---------|--------------------|--------------------|---------|-------|---------|--------------------|
| 16Vdc | COG | 1.7pF | ±0.05pF | GRM0225C1C1R7WA03# | 16Vdc | COG | 3.5pF | ±0.05pF | GRM0225C1C3R5WA03# |
| | | | ±0.1pF | GRM0225C1C1R7BA03# | | | | ±0.1pF | GRM0225C1C3R5BA03# |
| | | | ±0.25pF | GRM0225C1C1R7CA03# | | | | ±0.25pF | GRM0225C1C3R5CA03# |
| | | 1.8pF | ±0.05pF | GRM0225C1C1R8WA03# | | | 3.6pF | ±0.05pF | GRM0225C1C3R6WA03# |
| | | | ±0.1pF | GRM0225C1C1R8BA03# | | | | ±0.1pF | GRM0225C1C3R6BA03# |
| | | | ±0.25pF | GRM0225C1C1R8CA03# | | | | ±0.25pF | GRM0225C1C3R6CA03# |
| | | 1.9pF | ±0.05pF | GRM0225C1C1R9WA03# | | | 3.7pF | ±0.05pF | GRM0225C1C3R7WA03# |
| | | | ±0.1pF | GRM0225C1C1R9BA03# | | | | ±0.1pF | GRM0225C1C3R7BA03# |
| | | | ±0.25pF | GRM0225C1C1R9CA03# | | | | ±0.25pF | GRM0225C1C3R7CA03# |
| | | 2.0pF | ±0.05pF | GRM0225C1C2R0WA03# | | | 3.8pF | ±0.05pF | GRM0225C1C3R8WA03# |
| | | | ±0.1pF | GRM0225C1C2R0BA03# | | | | ±0.1pF | GRM0225C1C3R8BA03# |
| | | | ±0.25pF | GRM0225C1C2R0CA03# | | | | ±0.25pF | GRM0225C1C3R8CA03# |
| | | 2.1pF | ±0.05pF | GRM0225C1C2R1WA03# | | | 3.9pF | ±0.05pF | GRM0225C1C3R9WA03# |
| | | | ±0.1pF | GRM0225C1C2R1BA03# | | | | ±0.1pF | GRM0225C1C3R9BA03# |
| | | | ±0.25pF | GRM0225C1C2R1CA03# | | | | ±0.25pF | GRM0225C1C3R9CA03# |
| | | 2.2pF | ±0.05pF | GRM0225C1C2R2WA03# | | | 4.0pF | ±0.05pF | GRM0225C1C4R0WA03# |
| | | | ±0.1pF | GRM0225C1C2R2BA03# | | | | ±0.1pF | GRM0225C1C4R0BA03# |
| | | | ±0.25pF | GRM0225C1C2R2CA03# | | | | ±0.25pF | GRM0225C1C4R0CA03# |
| | | 2.3pF | ±0.05pF | GRM0225C1C2R3WA03# | | | 4.1pF | ±0.05pF | GRM0225C1C4R1WA03# |
| | | | ±0.1pF | GRM0225C1C2R3BA03# | | | | ±0.1pF | GRM0225C1C4R1BA03# |
| | | | ±0.25pF | GRM0225C1C2R3CA03# | | | | ±0.25pF | GRM0225C1C4R1CA03# |
| | | 2.4pF | ±0.05pF | GRM0225C1C2R4WA03# | | | 4.2pF | ±0.05pF | GRM0225C1C4R2WA03# |
| | | | ±0.1pF | GRM0225C1C2R4BA03# | | | | ±0.1pF | GRM0225C1C4R2BA03# |
| | | | ±0.25pF | GRM0225C1C2R4CA03# | | | | ±0.25pF | GRM0225C1C4R2CA03# |
| | | 2.5pF | ±0.05pF | GRM0225C1C2R5WA03# | | | 4.3pF | ±0.05pF | GRM0225C1C4R3WA03# |
| | | | ±0.1pF | GRM0225C1C2R5BA03# | | | | ±0.1pF | GRM0225C1C4R3BA03# |
| | | | ±0.25pF | GRM0225C1C2R5CA03# | | | | ±0.25pF | GRM0225C1C4R3CA03# |
| | | 2.6pF | ±0.05pF | GRM0225C1C2R6WA03# | | | 4.4pF | ±0.05pF | GRM0225C1C4R4WA03# |
| | | | ±0.1pF | GRM0225C1C2R6BA03# | | | | ±0.1pF | GRM0225C1C4R4BA03# |
| | | | ±0.25pF | GRM0225C1C2R6CA03# | | | | ±0.25pF | GRM0225C1C4R4CA03# |
| | | 2.7pF | ±0.05pF | GRM0225C1C2R7WA03# | | | 4.5pF | ±0.05pF | GRM0225C1C4R5WA03# |
| | | | ±0.1pF | GRM0225C1C2R7BA03# | | | | ±0.1pF | GRM0225C1C4R5BA03# |
| | | | ±0.25pF | GRM0225C1C2R7CA03# | | | | ±0.25pF | GRM0225C1C4R5CA03# |
| | | 2.8pF | ±0.05pF | GRM0225C1C2R8WA03# | | | 4.6pF | ±0.05pF | GRM0225C1C4R6WA03# |
| | | | ±0.1pF | GRM0225C1C2R8BA03# | | | | ±0.1pF | GRM0225C1C4R6BA03# |
| | | | ±0.25pF | GRM0225C1C2R8CA03# | | | | ±0.25pF | GRM0225C1C4R6CA03# |
| | | 2.9pF | ±0.05pF | GRM0225C1C2R9WA03# | | | 4.7pF | ±0.05pF | GRM0225C1C4R7WA03# |
| | | | ±0.1pF | GRM0225C1C2R9BA03# | | | | ±0.1pF | GRM0225C1C4R7BA03# |
| | | | ±0.25pF | GRM0225C1C2R9CA03# | | | | ±0.25pF | GRM0225C1C4R7CA03# |
| | | 3.0pF | ±0.05pF | GRM0225C1C3R0WA03# | | | 4.8pF | ±0.05pF | GRM0225C1C4R8WA03# |
| | | | ±0.1pF | GRM0225C1C3R0BA03# | | | | ±0.1pF | GRM0225C1C4R8BA03# |
| | | | ±0.25pF | GRM0225C1C3R0CA03# | | | | ±0.25pF | GRM0225C1C4R8CA03# |
| | | 3.1pF | ±0.05pF | GRM0225C1C3R1WA03# | | | 4.9pF | ±0.05pF | GRM0225C1C4R9WA03# |
| | | | ±0.1pF | GRM0225C1C3R1BA03# | | | | ±0.1pF | GRM0225C1C4R9BA03# |
| | | | ±0.25pF | GRM0225C1C3R1CA03# | | | | ±0.25pF | GRM0225C1C4R9CA03# |
| | | 3.2pF | ±0.05pF | GRM0225C1C3R2WA03# | | | 5.0pF | ±0.05pF | GRM0225C1C5R0WA03# |
| | | | ±0.1pF | GRM0225C1C3R2BA03# | | | | ±0.1pF | GRM0225C1C5R0BA03# |
| | | | ±0.25pF | GRM0225C1C3R2CA03# | | | | ±0.25pF | GRM0225C1C5R0CA03# |
| 3.3pF | ±0.05pF | GRM0225C1C3R3WA03# | 5.1pF | ±0.05pF | GRM0225C1C5R1WA03# | | | | |
| | ±0.1pF | GRM0225C1C3R3BA03# | | ±0.1pF | GRM0225C1C5R1BA03# | | | | |
| | ±0.25pF | GRM0225C1C3R3CA03# | | ±0.25pF | GRM0225C1C5R1CA03# | | | | |
| 3.4pF | ±0.05pF | GRM0225C1C3R4WA03# | 5.2pF | ±0.05pF | GRM0225C1C5R2WA03# | | | | |
| | ±0.1pF | GRM0225C1C3R4BA03# | | ±0.1pF | GRM0225C1C5R2BA03# | | | | |
| | ±0.25pF | GRM0225C1C3R4CA03# | | | | | | | |

- GRM
- GR3
- GRJ
- GR4
- GJM
- GQM
- GA2
- GA3 GB
- GA3 GD
- GA3 GF
- LLL
- LLA
- LLM
- LLR
- NFM
- GJ4
- ZRA
- ZRB
- KRM
- KR3
- GMA
- GMD
- △Caution /Notice

Part number # indicates the package specification code.

GRM Series Temperature Compensating Type Part Number List

(→ 0.4×0.2mm)

| Rated Voltage | TC Code | Cap. | Tol. | Part Number | Rated Voltage | TC Code | Cap. | Tol. | Part Number |
|---------------|---------|--------|--------------------|--------------------|---------------|---------|---------|--------------------|--------------------|
| 16Vdc | COG | 5.2pF | ±0.25pF | GRM0225C1C5R2CA03# | 16Vdc | COG | 6.6pF | ±0.05pF | GRM0225C1C6R6WA03# |
| | | | ±0.5pF | GRM0225C1C5R2DA03# | | | | ±0.1pF | GRM0225C1C6R6BA03# |
| | | 5.3pF | ±0.05pF | GRM0225C1C5R3WA03# | | | ±0.25pF | GRM0225C1C6R6CA03# | |
| | | | ±0.1pF | GRM0225C1C5R3BA03# | | | ±0.5pF | GRM0225C1C6R6DA03# | |
| | | | ±0.25pF | GRM0225C1C5R3CA03# | | | 6.7pF | ±0.05pF | GRM0225C1C6R7WA03# |
| | | | ±0.5pF | GRM0225C1C5R3DA03# | | | | ±0.1pF | GRM0225C1C6R7BA03# |
| | | 5.4pF | ±0.05pF | GRM0225C1C5R4WA03# | | | | ±0.25pF | GRM0225C1C6R7CA03# |
| | | | ±0.1pF | GRM0225C1C5R4BA03# | | | ±0.5pF | GRM0225C1C6R7DA03# | |
| | | | ±0.25pF | GRM0225C1C5R4CA03# | | | 6.8pF | ±0.05pF | GRM0225C1C6R8WA03# |
| | | ±0.5pF | GRM0225C1C5R4DA03# | ±0.1pF | | | | GRM0225C1C6R8BA03# | |
| | | 5.5pF | ±0.05pF | GRM0225C1C5R5WA03# | | | | ±0.25pF | GRM0225C1C6R8CA03# |
| | | | ±0.1pF | GRM0225C1C5R5BA03# | | | ±0.5pF | GRM0225C1C6R8DA03# | |
| | | | ±0.25pF | GRM0225C1C5R5CA03# | | | 6.9pF | ±0.05pF | GRM0225C1C6R9WA03# |
| | | | ±0.5pF | GRM0225C1C5R5DA03# | | | | ±0.1pF | GRM0225C1C6R9BA03# |
| | | 5.6pF | ±0.05pF | GRM0225C1C5R6WA03# | | | | ±0.25pF | GRM0225C1C6R9CA03# |
| | | | ±0.1pF | GRM0225C1C5R6BA03# | | | ±0.5pF | GRM0225C1C6R9DA03# | |
| | | | ±0.25pF | GRM0225C1C5R6CA03# | | | 7.0pF | ±0.05pF | GRM0225C1C7R0WA03# |
| | | | ±0.5pF | GRM0225C1C5R6DA03# | | | | ±0.1pF | GRM0225C1C7R0BA03# |
| | | 5.7pF | ±0.05pF | GRM0225C1C5R7WA03# | | | | ±0.25pF | GRM0225C1C7R0CA03# |
| | | | ±0.1pF | GRM0225C1C5R7BA03# | | | ±0.5pF | GRM0225C1C7R0DA03# | |
| | | | ±0.25pF | GRM0225C1C5R7CA03# | | | 7.1pF | ±0.05pF | GRM0225C1C7R1WA03# |
| | | | ±0.5pF | GRM0225C1C5R7DA03# | | | | ±0.1pF | GRM0225C1C7R1BA03# |
| | | 5.8pF | ±0.05pF | GRM0225C1C5R8WA03# | | | | ±0.25pF | GRM0225C1C7R1CA03# |
| | | | ±0.1pF | GRM0225C1C5R8BA03# | | | ±0.5pF | GRM0225C1C7R1DA03# | |
| | | | ±0.25pF | GRM0225C1C5R8CA03# | | | 7.2pF | ±0.05pF | GRM0225C1C7R2WA03# |
| | | | ±0.5pF | GRM0225C1C5R8DA03# | | | | ±0.1pF | GRM0225C1C7R2BA03# |
| | | 5.9pF | ±0.05pF | GRM0225C1C5R9WA03# | | | | ±0.25pF | GRM0225C1C7R2CA03# |
| | | | ±0.1pF | GRM0225C1C5R9BA03# | | | ±0.5pF | GRM0225C1C7R2DA03# | |
| | | | ±0.25pF | GRM0225C1C5R9CA03# | | | 7.3pF | ±0.05pF | GRM0225C1C7R3WA03# |
| | | | ±0.5pF | GRM0225C1C5R9DA03# | | | | ±0.1pF | GRM0225C1C7R3BA03# |
| | | 6.0pF | ±0.05pF | GRM0225C1C6R0WA03# | | | | ±0.25pF | GRM0225C1C7R3CA03# |
| | | | ±0.1pF | GRM0225C1C6R0BA03# | | | ±0.5pF | GRM0225C1C7R3DA03# | |
| | | | ±0.25pF | GRM0225C1C6R0CA03# | | | 7.4pF | ±0.05pF | GRM0225C1C7R4WA03# |
| | | | ±0.5pF | GRM0225C1C6R0DA03# | | | | ±0.1pF | GRM0225C1C7R4BA03# |
| | | 6.1pF | ±0.05pF | GRM0225C1C6R1WA03# | | | | ±0.25pF | GRM0225C1C7R4CA03# |
| | | | ±0.1pF | GRM0225C1C6R1BA03# | | | ±0.5pF | GRM0225C1C7R4DA03# | |
| | | | ±0.25pF | GRM0225C1C6R1CA03# | | | 7.5pF | ±0.05pF | GRM0225C1C7R5WA03# |
| | | | ±0.5pF | GRM0225C1C6R1DA03# | | | | ±0.1pF | GRM0225C1C7R5BA03# |
| | | 6.2pF | ±0.05pF | GRM0225C1C6R2WA03# | | | | ±0.25pF | GRM0225C1C7R5CA03# |
| | | | ±0.1pF | GRM0225C1C6R2BA03# | | | ±0.5pF | GRM0225C1C7R5DA03# | |
| | | | ±0.25pF | GRM0225C1C6R2CA03# | | | 7.6pF | ±0.05pF | GRM0225C1C7R6WA03# |
| | | | ±0.5pF | GRM0225C1C6R2DA03# | | | | ±0.1pF | GRM0225C1C7R6BA03# |
| | | 6.3pF | ±0.05pF | GRM0225C1C6R3WA03# | | | | ±0.25pF | GRM0225C1C7R6CA03# |
| | | | ±0.1pF | GRM0225C1C6R3BA03# | | | ±0.5pF | GRM0225C1C7R6DA03# | |
| | | | ±0.25pF | GRM0225C1C6R3CA03# | | | 7.7pF | ±0.05pF | GRM0225C1C7R7WA03# |
| | | | ±0.5pF | GRM0225C1C6R3DA03# | | | | ±0.1pF | GRM0225C1C7R7BA03# |
| | | 6.4pF | ±0.05pF | GRM0225C1C6R4WA03# | | | | ±0.25pF | GRM0225C1C7R7CA03# |
| | | | ±0.1pF | GRM0225C1C6R4BA03# | | | ±0.5pF | GRM0225C1C7R7DA03# | |
| | | | ±0.25pF | GRM0225C1C6R4CA03# | | | 7.8pF | ±0.05pF | GRM0225C1C7R8WA03# |
| | | | ±0.5pF | GRM0225C1C6R4DA03# | | | | ±0.1pF | GRM0225C1C7R8BA03# |
| | | 6.5pF | ±0.05pF | GRM0225C1C6R5WA03# | | | | ±0.25pF | GRM0225C1C7R8CA03# |
| | | | ±0.1pF | GRM0225C1C6R5BA03# | | | ±0.5pF | GRM0225C1C7R8DA03# | |
| | | | ±0.25pF | GRM0225C1C6R5CA03# | | | 7.9pF | ±0.05pF | GRM0225C1C7R9WA03# |
| | | | ±0.5pF | GRM0225C1C6R5DA03# | | | | ±0.1pF | GRM0225C1C7R9BA03# |

- GRM
- GR3
- GRJ
- GR4
- GJM
- GQM
- GA2
- GA3 GB
- GA3 GD
- GA3 GF
- LLL
- LLA
- LLM
- LLR
- NFM
- GJ4
- ZRA
- ZRB
- KRM
- KR3
- GMA
- GMD
- ⚠Caution /Notice

Part number # indicates the package specification code.

GRM Series Temperature Compensating Type Part Number List

(→ 0.4×0.2mm)

| Rated Voltage | TC Code | Cap. | Tol. | Part Number | Rated Voltage | TC Code | Cap. | Tol. | Part Number |
|---------------|---------|---------|--------------------|--------------------|---------------|---------|--------------------|--------------------|--------------------|
| 16Vdc | COG | 7.9pF | ±0.25pF | GRM0225C1C7R9CA03# | 16Vdc | COG | 9.3pF | ±0.05pF | GRM0225C1C9R3WA03# |
| | | | ±0.5pF | GRM0225C1C7R9DA03# | | | | ±0.1pF | GRM0225C1C9R3BA03# |
| | | 8.0pF | ±0.05pF | GRM0225C1C8R0WA03# | | | ±0.25pF | GRM0225C1C9R3CA03# | |
| | | | ±0.1pF | GRM0225C1C8R0BA03# | | | ±0.5pF | GRM0225C1C9R3DA03# | |
| | | | ±0.25pF | GRM0225C1C8R0CA03# | | | 9.4pF | ±0.05pF | GRM0225C1C9R4WA03# |
| | | | ±0.5pF | GRM0225C1C8R0DA03# | | | | ±0.1pF | GRM0225C1C9R4BA03# |
| | | 8.1pF | ±0.05pF | GRM0225C1C8R1WA03# | | | | ±0.25pF | GRM0225C1C9R4CA03# |
| | | | ±0.1pF | GRM0225C1C8R1BA03# | | | ±0.5pF | GRM0225C1C9R4DA03# | |
| | | 8.1pF | ±0.25pF | GRM0225C1C8R1CA03# | | | 9.5pF | ±0.05pF | GRM0225C1C9R5WA03# |
| | | | ±0.5pF | GRM0225C1C8R1DA03# | | | | ±0.1pF | GRM0225C1C9R5BA03# |
| | | | 8.2pF | ±0.05pF | | | | GRM0225C1C8R2WA03# | ±0.25pF |
| | | | | ±0.1pF | | | GRM0225C1C8R2BA03# | ±0.5pF | GRM0225C1C9R5DA03# |
| | | 8.2pF | ±0.25pF | GRM0225C1C8R2CA03# | | | 9.6pF | ±0.05pF | GRM0225C1C9R6WA03# |
| | | | ±0.5pF | GRM0225C1C8R2DA03# | | | | ±0.1pF | GRM0225C1C9R6BA03# |
| | | | 8.3pF | ±0.05pF | | | | GRM0225C1C8R3WA03# | ±0.25pF |
| | | | | ±0.1pF | | | GRM0225C1C8R3BA03# | ±0.5pF | GRM0225C1C9R6DA03# |
| | | 8.3pF | ±0.25pF | GRM0225C1C8R3CA03# | | | 9.7pF | ±0.05pF | GRM0225C1C9R7WA03# |
| | | | ±0.5pF | GRM0225C1C8R3DA03# | | | | ±0.1pF | GRM0225C1C9R7BA03# |
| | | | 8.4pF | ±0.05pF | | | | GRM0225C1C8R4WA03# | ±0.25pF |
| | | | | ±0.1pF | | | GRM0225C1C8R4BA03# | ±0.5pF | GRM0225C1C9R7DA03# |
| | | 8.4pF | ±0.25pF | GRM0225C1C8R4CA03# | | | 9.8pF | ±0.05pF | GRM0225C1C9R8WA03# |
| | | | ±0.5pF | GRM0225C1C8R4DA03# | | | | ±0.1pF | GRM0225C1C9R8BA03# |
| | | | 8.5pF | ±0.05pF | | | | GRM0225C1C8R5WA03# | ±0.25pF |
| | | | | ±0.1pF | | | GRM0225C1C8R5BA03# | ±0.5pF | GRM0225C1C9R8DA03# |
| | | 8.5pF | ±0.25pF | GRM0225C1C8R5CA03# | | | 9.9pF | ±0.05pF | GRM0225C1C9R9WA03# |
| | | | ±0.5pF | GRM0225C1C8R5DA03# | | | | ±0.1pF | GRM0225C1C9R9BA03# |
| | | | 8.6pF | ±0.05pF | | | | GRM0225C1C8R6WA03# | ±0.25pF |
| | | | | ±0.1pF | | | GRM0225C1C8R6BA03# | ±0.5pF | GRM0225C1C9R9DA03# |
| | | 8.6pF | ±0.25pF | GRM0225C1C8R6CA03# | | | 10pF | ±1% | GRM0225C1C100FA03# |
| | | | ±0.5pF | GRM0225C1C8R6DA03# | | | | ±2% | GRM0225C1C100GA03# |
| | | | 8.7pF | ±0.05pF | | | | GRM0225C1C8R7WA03# | ±5% |
| | | | | ±0.1pF | | | GRM0225C1C8R7BA03# | 11pF | ±2% |
| | | ±0.25pF | GRM0225C1C8R7CA03# | ±5% | | | GRM0225C1C110JA03# | | |
| | | 8.7pF | ±0.5pF | GRM0225C1C8R7DA03# | | | 12pF | ±2% | GRM0225C1C120GA03# |
| | | | 8.8pF | ±0.05pF | | | | GRM0225C1C8R8WA03# | ±5% |
| | | | | ±0.1pF | | | GRM0225C1C8R8BA03# | 13pF | ±2% |
| | | | ±0.25pF | GRM0225C1C8R8CA03# | | | ±5% | | GRM0225C1C130JA03# |
| | | 8.8pF | ±0.5pF | GRM0225C1C8R8DA03# | | | 15pF | ±2% | GRM0225C1C150GA03# |
| | | | 8.9pF | ±0.05pF | | | | GRM0225C1C8R9WA03# | ±5% |
| | | | | ±0.1pF | | | GRM0225C1C8R9BA03# | 16pF | ±2% |
| | | | ±0.25pF | GRM0225C1C8R9CA03# | | | ±5% | | GRM0225C1C160JA03# |
| | | 8.9pF | ±0.5pF | GRM0225C1C8R9DA03# | | | 18pF | ±2% | GRM0225C1C180GA02# |
| | | | 9.0pF | ±0.05pF | | | | GRM0225C1C9R0WA03# | ±5% |
| | | | | ±0.1pF | | | GRM0225C1C9R0BA03# | 20pF | ±2% |
| | | | ±0.25pF | GRM0225C1C9R0CA03# | | | ±5% | | GRM0225C1C200JA02# |
| | | 9.0pF | ±0.5pF | GRM0225C1C9R0DA03# | | | 22pF | ±2% | GRM0225C1C220GA02# |
| | | | 9.1pF | ±0.05pF | | | | GRM0225C1C9R1WA03# | ±5% |
| | | | | ±0.1pF | | | GRM0225C1C9R1BA03# | 24pF | ±2% |
| | | | ±0.25pF | GRM0225C1C9R1CA03# | | | ±5% | | GRM0225C1C240JA02# |
| | | 9.1pF | ±0.5pF | GRM0225C1C9R1DA03# | | | 27pF | ±2% | GRM0225C1C270GA02# |
| | | | 9.2pF | ±0.05pF | | | | GRM0225C1C9R2WA03# | ±5% |
| | | | | ±0.1pF | | | GRM0225C1C9R2BA03# | 30pF | ±2% |
| | | | ±0.25pF | GRM0225C1C9R2CA03# | | | ±5% | | GRM0225C1C300JA02# |
| | | 9.2pF | ±0.5pF | GRM0225C1C9R2DA03# | | | 33pF | ±2% | GRM0225C1C330GA02# |

Part number # indicates the package specification code.

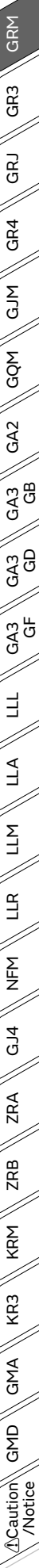
- GRM
- GR3
- GRJ
- GR4
- GJM
- GQM
- GA2
- GA3 GB
- GA3 GD
- GA3 GF
- LLL
- LLA
- LLM
- LLR
- NFM
- GJ4
- ZRA
- ZRB
- KRM
- KR3
- GMA
- GMD
- ⚠Caution /Notice

GRM Series Temperature Compensating Type Part Number List

(→ 0.4×0.2mm)

| Rated Voltage | TC Code | Cap. | Tol. | Part Number | Rated Voltage | TC Code | Cap. | Tol. | Part Number |
|---------------|--------------------|---------|--------------------|--------------------|---------------|---------|---------|--------------------|--------------------|
| 16Vdc | COG | 33pF | ±5% | GRM0225C1C330JA02# | 16Vdc | CH | 4.6pF | ±0.1pF | GRM0222C1C4R6BA03# |
| | | | ±2% | GRM0225C1C360GA02# | | | | ±0.25pF | GRM0222C1C4R6CA03# |
| | | ±5% | GRM0225C1C360JA02# | 4.7pF | | | ±0.05pF | GRM0222C1C4R7WA03# | |
| | | | GRM0225C1C390GA02# | | | | ±0.1pF | GRM0222C1C4R7BA03# | |
| | | ±5% | GRM0225C1C390JA02# | 4.8pF | | | ±0.05pF | GRM0222C1C4R8WA03# | |
| | | | GRM0225C1C430GA02# | | | | ±0.1pF | GRM0222C1C4R8BA03# | |
| | | ±5% | GRM0225C1C430JA02# | 4.9pF | | | ±0.25pF | GRM0222C1C4R8CA03# | |
| | | | GRM0225C1C470GA02# | | | | ±0.05pF | GRM0222C1C4R9WA03# | |
| | | ±5% | GRM0225C1C470JA02# | 5.0pF | | | ±0.1pF | GRM0222C1C4R9BA03# | |
| | | | GRM0225C1C510GA02# | | | | ±0.25pF | GRM0222C1C4R9CA03# | |
| | | ±5% | GRM0225C1C510JA02# | 5.1pF | | | ±0.05pF | GRM0222C1C5R0WA03# | |
| | | | GRM0225C1C560GA02# | | | | ±0.1pF | GRM0222C1C5R0BA03# | |
| | | ±5% | GRM0225C1C560JA02# | 62pF | | | ±0.25pF | GRM0222C1C5R0CA03# | |
| | | | GRM0225C1C620GA02# | | | | ±0.05pF | GRM0222C1C5R1WA03# | |
| | | ±5% | GRM0225C1C620JA02# | 68pF | | | ±0.1pF | GRM0222C1C5R1BA03# | |
| | | | GRM0225C1C680GA02# | | | | ±0.25pF | GRM0222C1C5R1CA03# | |
| | | ±5% | GRM0225C1C680JA02# | 75pF | | | ±0.5pF | GRM0222C1C5R1DA03# | |
| | | | GRM0225C1C750GA02# | | | | ±0.05pF | GRM0222C1C5R2WA03# | |
| | | ±5% | GRM0225C1C750JA02# | 82pF | | | ±0.1pF | GRM0222C1C5R2BA03# | |
| | | | GRM0225C1C820GA02# | | | | ±0.25pF | GRM0222C1C5R2CA03# | |
| | | ±5% | GRM0225C1C820JA02# | 91pF | | | ±0.5pF | GRM0222C1C5R2DA03# | |
| | | | GRM0225C1C910GA02# | | | | ±0.05pF | GRM0222C1C5R3WA03# | |
| | | ±5% | GRM0225C1C910JA02# | 100pF | | | ±0.1pF | GRM0222C1C5R3BA03# | |
| | | | GRM0225C1C101GA02# | | | | ±0.25pF | GRM0222C1C5R3CA03# | |
| | | ±5% | GRM0225C1C101JA02# | 110pF | | | ±0.5pF | GRM0222C1C5R3DA03# | |
| | | | GRM0225C1C111GA02# | | | | ±0.05pF | GRM0222C1C5R4WA03# | |
| | | ±5% | GRM0225C1C111JA02# | 120pF | | | ±0.1pF | GRM0222C1C5R4BA03# | |
| | | | GRM0225C1C121GA02# | | | | ±0.25pF | GRM0222C1C5R4CA03# | |
| | | ±5% | GRM0225C1C121JA02# | 150pF | | | ±0.5pF | GRM0222C1C5R4DA03# | |
| | | | GRM0225C1C151GA02# | | | | ±0.05pF | GRM0222C1C5R5WA03# | |
| | | ±5% | GRM0225C1C151JA02# | 180pF | | | ±0.1pF | GRM0222C1C5R5BA03# | |
| | | | GRM0225C1C181GA02# | | | | ±0.25pF | GRM0222C1C5R5CA03# | |
| | | ±5% | GRM0225C1C181JA02# | 220pF | | | ±0.5pF | GRM0222C1C5R5DA03# | |
| | | | GRM0225C1C221GA02# | | | | ±0.05pF | GRM0222C1C5R6WA03# | |
| | | ±5% | GRM0225C1C221JA02# | 4.0pF | | | ±0.1pF | GRM0222C1C5R6BA03# | |
| | | | GRM0222C1C4R0WA03# | | | | ±0.25pF | GRM0222C1C5R6CA03# | |
| | | ±0.1pF | GRM0222C1C4R0BA03# | 4.1pF | | | ±0.05pF | GRM0222C1C5R6DA03# | |
| | | | GRM0222C1C4R0CA03# | | | | ±0.1pF | GRM0222C1C5R7WA03# | |
| | | ±0.25pF | GRM0222C1C4R1WA03# | ±0.1pF | | | ±0.05pF | GRM0222C1C5R7BA03# | |
| | | | GRM0222C1C4R1BA03# | | | | ±0.25pF | GRM0222C1C5R7CA03# | |
| | | ±0.25pF | GRM0222C1C4R1CA03# | 4.2pF | | | ±0.5pF | GRM0222C1C5R7DA03# | |
| | | | GRM0222C1C4R2WA03# | | | | ±0.05pF | GRM0222C1C5R8WA03# | |
| ±0.1pF | GRM0222C1C4R2BA03# | ±0.1pF | ±0.1pF | GRM0222C1C5R8BA03# | | | | | |
| | GRM0222C1C4R2CA03# | | ±0.25pF | GRM0222C1C5R8CA03# | | | | | |
| ±0.25pF | GRM0222C1C4R3WA03# | 4.3pF | ±0.5pF | GRM0222C1C5R8DA03# | | | | | |
| | GRM0222C1C4R3BA03# | | ±0.05pF | GRM0222C1C5R9WA03# | | | | | |
| ±0.25pF | GRM0222C1C4R3CA03# | ±0.1pF | ±0.1pF | GRM0222C1C5R9BA03# | | | | | |
| | GRM0222C1C4R4WA03# | | ±0.25pF | GRM0222C1C5R9CA03# | | | | | |
| ±0.1pF | GRM0222C1C4R4BA03# | 4.4pF | ±0.5pF | GRM0222C1C5R9DA03# | | | | | |
| | GRM0222C1C4R4CA03# | | ±0.05pF | GRM0222C1C6R0WA03# | | | | | |
| ±0.25pF | GRM0222C1C4R5WA03# | 4.5pF | ±0.1pF | GRM0222C1C6R0BA03# | | | | | |
| | GRM0222C1C4R5BA03# | | ±0.25pF | GRM0222C1C6R0CA03# | | | | | |
| ±0.25pF | GRM0222C1C4R5CA03# | 4.6pF | ±0.5pF | GRM0222C1C6R0DA03# | | | | | |
| | GRM0222C1C4R6WA03# | | | | | | | | |

Part number # indicates the package specification code.



GRM Series Temperature Compensating Type Part Number List

(→ 0.4×0.2mm)

| Rated Voltage | TC Code | Cap. | Tol. | Part Number | Rated Voltage | TC Code | Cap. | Tol. | Part Number | |
|---------------|---------|-------|---------|--------------------|---------------|---------|---------|---------|--------------------|--------------------|
| 16Vdc | CH | 6.1pF | ±0.05pF | GRM0222C1C6R1WA03# | 16Vdc | CH | 7.4pF | ±0.25pF | GRM0222C1C7R4CA03# | |
| | | | ±0.1pF | GRM0222C1C6R1BA03# | | | | ±0.5pF | GRM0222C1C7R4DA03# | |
| | | | ±0.25pF | GRM0222C1C6R1CA03# | | | | 7.5pF | ±0.05pF | GRM0222C1C7R5WA03# |
| | | | ±0.5pF | GRM0222C1C6R1DA03# | | | | | ±0.1pF | GRM0222C1C7R5BA03# |
| | | 6.2pF | ±0.05pF | GRM0222C1C6R2WA03# | | | ±0.25pF | | GRM0222C1C7R5CA03# | |
| | | | ±0.1pF | GRM0222C1C6R2BA03# | | | ±0.5pF | | GRM0222C1C7R5DA03# | |
| | | | ±0.25pF | GRM0222C1C6R2CA03# | | | 7.6pF | ±0.05pF | GRM0222C1C7R6WA03# | |
| | | | ±0.5pF | GRM0222C1C6R2DA03# | | | | ±0.1pF | GRM0222C1C7R6BA03# | |
| | | 6.3pF | ±0.05pF | GRM0222C1C6R3WA03# | | | | ±0.25pF | GRM0222C1C7R6CA03# | |
| | | | ±0.1pF | GRM0222C1C6R3BA03# | | | | ±0.5pF | GRM0222C1C7R6DA03# | |
| | | | ±0.25pF | GRM0222C1C6R3CA03# | | | 7.7pF | ±0.05pF | GRM0222C1C7R7WA03# | |
| | | | ±0.5pF | GRM0222C1C6R3DA03# | | | | ±0.1pF | GRM0222C1C7R7BA03# | |
| | | 6.4pF | ±0.05pF | GRM0222C1C6R4WA03# | | | | ±0.25pF | GRM0222C1C7R7CA03# | |
| | | | ±0.1pF | GRM0222C1C6R4BA03# | | | | ±0.5pF | GRM0222C1C7R7DA03# | |
| | | | ±0.25pF | GRM0222C1C6R4CA03# | | | 7.8pF | ±0.05pF | GRM0222C1C7R8WA03# | |
| | | | ±0.5pF | GRM0222C1C6R4DA03# | | | | ±0.1pF | GRM0222C1C7R8BA03# | |
| | | 6.5pF | ±0.05pF | GRM0222C1C6R5WA03# | | | | ±0.25pF | GRM0222C1C7R8CA03# | |
| | | | ±0.1pF | GRM0222C1C6R5BA03# | | | | ±0.5pF | GRM0222C1C7R8DA03# | |
| | | | ±0.25pF | GRM0222C1C6R5CA03# | | | 7.9pF | ±0.05pF | GRM0222C1C7R9WA03# | |
| | | | ±0.5pF | GRM0222C1C6R5DA03# | | | | ±0.1pF | GRM0222C1C7R9BA03# | |
| | | 6.6pF | ±0.05pF | GRM0222C1C6R6WA03# | | | | ±0.25pF | GRM0222C1C7R9CA03# | |
| | | | ±0.1pF | GRM0222C1C6R6BA03# | | | | ±0.5pF | GRM0222C1C7R9DA03# | |
| | | | ±0.25pF | GRM0222C1C6R6CA03# | | | 8.0pF | ±0.05pF | GRM0222C1C8R0WA03# | |
| | | | ±0.5pF | GRM0222C1C6R6DA03# | | | | ±0.1pF | GRM0222C1C8R0BA03# | |
| | | 6.7pF | ±0.05pF | GRM0222C1C6R7WA03# | | | | ±0.25pF | GRM0222C1C8R0CA03# | |
| | | | ±0.1pF | GRM0222C1C6R7BA03# | | | | ±0.5pF | GRM0222C1C8R0DA03# | |
| | | | ±0.25pF | GRM0222C1C6R7CA03# | | | 8.1pF | ±0.05pF | GRM0222C1C8R1WA03# | |
| | | | ±0.5pF | GRM0222C1C6R7DA03# | | | | ±0.1pF | GRM0222C1C8R1BA03# | |
| | | 6.8pF | ±0.05pF | GRM0222C1C6R8WA03# | | | | ±0.25pF | GRM0222C1C8R1CA03# | |
| | | | ±0.1pF | GRM0222C1C6R8BA03# | | | | ±0.5pF | GRM0222C1C8R1DA03# | |
| | | | ±0.25pF | GRM0222C1C6R8CA03# | | | 8.2pF | ±0.05pF | GRM0222C1C8R2WA03# | |
| | | | ±0.5pF | GRM0222C1C6R8DA03# | | | | ±0.1pF | GRM0222C1C8R2BA03# | |
| | | 6.9pF | ±0.05pF | GRM0222C1C6R9WA03# | | | | ±0.25pF | GRM0222C1C8R2CA03# | |
| | | | ±0.1pF | GRM0222C1C6R9BA03# | | | | ±0.5pF | GRM0222C1C8R2DA03# | |
| | | | ±0.25pF | GRM0222C1C6R9CA03# | | | 8.3pF | ±0.05pF | GRM0222C1C8R3WA03# | |
| | | | ±0.5pF | GRM0222C1C6R9DA03# | | | | ±0.1pF | GRM0222C1C8R3BA03# | |
| | | 7.0pF | ±0.05pF | GRM0222C1C7R0WA03# | | | | ±0.25pF | GRM0222C1C8R3CA03# | |
| | | | ±0.1pF | GRM0222C1C7R0BA03# | | | | ±0.5pF | GRM0222C1C8R3DA03# | |
| | | | ±0.25pF | GRM0222C1C7R0CA03# | | | 8.4pF | ±0.05pF | GRM0222C1C8R4WA03# | |
| | | | ±0.5pF | GRM0222C1C7R0DA03# | | | | ±0.1pF | GRM0222C1C8R4BA03# | |
| | | 7.1pF | ±0.05pF | GRM0222C1C7R1WA03# | | | | ±0.25pF | GRM0222C1C8R4CA03# | |
| | | | ±0.1pF | GRM0222C1C7R1BA03# | | | | ±0.5pF | GRM0222C1C8R4DA03# | |
| | | | ±0.25pF | GRM0222C1C7R1CA03# | | | 8.5pF | ±0.05pF | GRM0222C1C8R5WA03# | |
| | | | ±0.5pF | GRM0222C1C7R1DA03# | | | | ±0.1pF | GRM0222C1C8R5BA03# | |
| | | 7.2pF | ±0.05pF | GRM0222C1C7R2WA03# | | | | ±0.25pF | GRM0222C1C8R5CA03# | |
| | | | ±0.1pF | GRM0222C1C7R2BA03# | | | | ±0.5pF | GRM0222C1C8R5DA03# | |
| | | | ±0.25pF | GRM0222C1C7R2CA03# | | | 8.6pF | ±0.05pF | GRM0222C1C8R6WA03# | |
| | | | ±0.5pF | GRM0222C1C7R2DA03# | | | | ±0.1pF | GRM0222C1C8R6BA03# | |
| | | 7.3pF | ±0.05pF | GRM0222C1C7R3WA03# | | | | ±0.25pF | GRM0222C1C8R6CA03# | |
| | | | ±0.1pF | GRM0222C1C7R3BA03# | | | | ±0.5pF | GRM0222C1C8R6DA03# | |
| | | | ±0.25pF | GRM0222C1C7R3CA03# | | | 8.7pF | ±0.05pF | GRM0222C1C8R7WA03# | |
| | | | ±0.5pF | GRM0222C1C7R3DA03# | | | | ±0.1pF | GRM0222C1C8R7BA03# | |
| | | 7.4pF | ±0.05pF | GRM0222C1C7R4WA03# | | | | ±0.25pF | GRM0222C1C8R7CA03# | |
| | | | ±0.1pF | GRM0222C1C7R4BA03# | | | | ±0.5pF | GRM0222C1C8R7DA03# | |

- GRM
- GR3
- GRJ
- GR4
- GJM
- GQM
- GA2
- GA3 GB
- GA3 GD
- GA3 GF
- LLL
- LLA
- LLM
- LLR
- NFM
- GJ4
- ZRA
- ZRB
- KRM
- KR3
- GMA
- GMD
- ⚠Caution /Notice

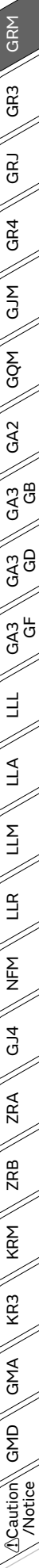
Part number # indicates the package specification code.

GRM Series Temperature Compensating Type Part Number List

(→ 0.4×0.2mm)

| Rated Voltage | TC Code | Cap. | Tol. | Part Number | Rated Voltage | TC Code | Cap. | Tol. | Part Number |
|---------------|---------|--------------------|---------|--------------------|--------------------|---------|-------|------|--------------------|
| 16Vdc | CH | 8.8pF | ±0.05pF | GRM0222C1C8R8WA03# | 16Vdc | CH | 13pF | ±2% | GRM0222C1C130GA03# |
| | | | ±0.1pF | GRM0222C1C8R8BA03# | | | | ±5% | GRM0222C1C130JA03# |
| | | | ±0.25pF | GRM0222C1C8R8CA03# | | | 15pF | ±2% | GRM0222C1C150GA03# |
| | | | ±0.5pF | GRM0222C1C8R8DA03# | | | | ±5% | GRM0222C1C150JA03# |
| | | 8.9pF | ±0.05pF | GRM0222C1C8R9WA03# | | | 16pF | ±2% | GRM0222C1C160GA03# |
| | | | ±0.1pF | GRM0222C1C8R9BA03# | | | | ±5% | GRM0222C1C160JA03# |
| | | | ±0.25pF | GRM0222C1C8R9CA03# | | | 18pF | ±2% | GRM0222C1C180GA02# |
| | | | ±0.5pF | GRM0222C1C8R9DA03# | | | | ±5% | GRM0222C1C180JA02# |
| | | 9.0pF | ±0.05pF | GRM0222C1C9R0WA03# | | | 20pF | ±2% | GRM0222C1C200GA02# |
| | | | ±0.1pF | GRM0222C1C9R0BA03# | | | | ±5% | GRM0222C1C200JA02# |
| | | | ±0.25pF | GRM0222C1C9R0CA03# | | | 22pF | ±2% | GRM0222C1C220GA02# |
| | | | ±0.5pF | GRM0222C1C9R0DA03# | | | | ±5% | GRM0222C1C220JA02# |
| | | 9.1pF | ±0.05pF | GRM0222C1C9R1WA03# | | | 24pF | ±2% | GRM0222C1C240GA02# |
| | | | ±0.1pF | GRM0222C1C9R1BA03# | | | | ±5% | GRM0222C1C240JA02# |
| | | | ±0.25pF | GRM0222C1C9R1CA03# | | | 27pF | ±2% | GRM0222C1C270GA02# |
| | | | ±0.5pF | GRM0222C1C9R1DA03# | | | | ±5% | GRM0222C1C270JA02# |
| | | 9.2pF | ±0.05pF | GRM0222C1C9R2WA03# | | | 30pF | ±2% | GRM0222C1C300GA02# |
| | | | ±0.1pF | GRM0222C1C9R2BA03# | | | | ±5% | GRM0222C1C300JA02# |
| | | | ±0.25pF | GRM0222C1C9R2CA03# | | | 33pF | ±2% | GRM0222C1C330GA02# |
| | | | ±0.5pF | GRM0222C1C9R2DA03# | | | | ±5% | GRM0222C1C330JA02# |
| | | 9.3pF | ±0.05pF | GRM0222C1C9R3WA03# | | | 36pF | ±2% | GRM0222C1C360GA02# |
| | | | ±0.1pF | GRM0222C1C9R3BA03# | | | | ±5% | GRM0222C1C360JA02# |
| | | | ±0.25pF | GRM0222C1C9R3CA03# | | | 39pF | ±2% | GRM0222C1C390GA02# |
| | | | ±0.5pF | GRM0222C1C9R3DA03# | | | | ±5% | GRM0222C1C390JA02# |
| | | 9.4pF | ±0.05pF | GRM0222C1C9R4WA03# | | | 43pF | ±2% | GRM0222C1C430GA02# |
| | | | ±0.1pF | GRM0222C1C9R4BA03# | | | | ±5% | GRM0222C1C430JA02# |
| | | | ±0.25pF | GRM0222C1C9R4CA03# | | | 47pF | ±2% | GRM0222C1C470GA02# |
| | | | ±0.5pF | GRM0222C1C9R4DA03# | | | | ±5% | GRM0222C1C470JA02# |
| | | 9.5pF | ±0.05pF | GRM0222C1C9R5WA03# | | | 51pF | ±2% | GRM0222C1C510GA02# |
| | | | ±0.1pF | GRM0222C1C9R5BA03# | | | | ±5% | GRM0222C1C510JA02# |
| | | | ±0.25pF | GRM0222C1C9R5CA03# | | | 56pF | ±2% | GRM0222C1C560GA02# |
| | | | ±0.5pF | GRM0222C1C9R5DA03# | | | | ±5% | GRM0222C1C560JA02# |
| | | 9.6pF | ±0.05pF | GRM0222C1C9R6WA03# | | | 62pF | ±2% | GRM0222C1C620GA02# |
| | | | ±0.1pF | GRM0222C1C9R6BA03# | | | | ±5% | GRM0222C1C620JA02# |
| | | | ±0.25pF | GRM0222C1C9R6CA03# | | | 68pF | ±2% | GRM0222C1C680GA02# |
| | | | ±0.5pF | GRM0222C1C9R6DA03# | | | | ±5% | GRM0222C1C680JA02# |
| | | 9.7pF | ±0.05pF | GRM0222C1C9R7WA03# | | | 75pF | ±2% | GRM0222C1C750GA02# |
| | | | ±0.1pF | GRM0222C1C9R7BA03# | | | | ±5% | GRM0222C1C750JA02# |
| | | | ±0.25pF | GRM0222C1C9R7CA03# | | | 82pF | ±2% | GRM0222C1C820GA02# |
| | | | ±0.5pF | GRM0222C1C9R7DA03# | | | | ±5% | GRM0222C1C820JA02# |
| | | 9.8pF | ±0.05pF | GRM0222C1C9R8WA03# | | | 91pF | ±2% | GRM0222C1C910GA02# |
| | | | ±0.1pF | GRM0222C1C9R8BA03# | | | | ±5% | GRM0222C1C910JA02# |
| | | | ±0.25pF | GRM0222C1C9R8CA03# | | | 100pF | ±2% | GRM0222C1C101GA02# |
| | | | ±0.5pF | GRM0222C1C9R8DA03# | | | | ±5% | GRM0222C1C101JA02# |
| | | 9.9pF | ±0.05pF | GRM0222C1C9R9WA03# | | | 110pF | ±2% | GRM0222C1C111GA02# |
| | | | ±0.1pF | GRM0222C1C9R9BA03# | | | | ±5% | GRM0222C1C111JA02# |
| | | | ±0.25pF | GRM0222C1C9R9CA03# | | | 120pF | ±2% | GRM0222C1C121GA02# |
| | | | ±0.5pF | GRM0222C1C9R9DA03# | | | | ±5% | GRM0222C1C121JA02# |
| | | 10pF | ±2% | GRM0222C1C100GA03# | | | 150pF | ±2% | GRM0222C1C151GA02# |
| | | | ±5% | GRM0222C1C100JA03# | | | | ±5% | GRM0222C1C151JA02# |
| | | 11pF | ±2% | GRM0222C1C110GA03# | | | 180pF | ±2% | GRM0222C1C181GA02# |
| | | | ±5% | GRM0222C1C110JA03# | | | | ±5% | GRM0222C1C181JA02# |
| 12pF | ±2% | GRM0222C1C120GA03# | 220pF | ±2% | GRM0222C1C221GA02# | | | | |
| | ±5% | GRM0222C1C120JA03# | | ±5% | GRM0222C1C221JA02# | | | | |

Part number # indicates the package specification code.

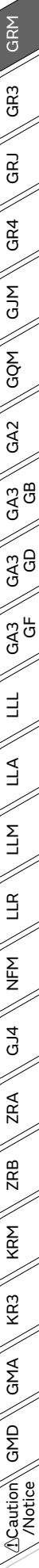


GRM Series Temperature Compensating Type Part Number List

(→ 0.4×0.2mm)

| Rated Voltage | TC Code | Cap. | Tol. | Part Number | Rated Voltage | TC Code | Cap. | Tol. | Part Number | | | | | |
|---------------|---------|---------|--------------------|--------------------|---------------|---------|-------|---------|--------------------|--------------------|--------------------|--------------------|-----|--------------------|
| 16Vdc | CJ | 2.1pF | ±0.05pF | GRM0223C1C2R1WA03# | 16Vdc | CJ | 3.9pF | ±0.05pF | GRM0223C1C3R9WA03# | | | | | |
| | | | ±0.1pF | GRM0223C1C2R1BA03# | | | | ±0.1pF | GRM0223C1C3R9BA03# | | | | | |
| | | | ±0.25pF | GRM0223C1C2R1CA03# | | | | ±0.25pF | GRM0223C1C3R9CA03# | | | | | |
| | | 2.2pF | ±0.05pF | GRM0223C1C2R2WA03# | | | CK | 0.20pF | ±0.05pF | GRM0224C1CR20WA03# | | | | |
| | | | ±0.1pF | GRM0223C1C2R2BA03# | | | | | ±0.1pF | GRM0224C1CR20BA03# | | | | |
| | | | ±0.25pF | GRM0223C1C2R2CA03# | | | | | 0.30pF | ±0.05pF | GRM0224C1CR30WA03# | | | |
| | | 2.3pF | ±0.05pF | GRM0223C1C2R3WA03# | | | | ±0.1pF | | GRM0224C1CR30BA03# | | | | |
| | | | ±0.1pF | GRM0223C1C2R3BA03# | | | | 0.40pF | ±0.05pF | GRM0224C1CR40WA03# | | | | |
| | | ±0.25pF | GRM0223C1C2R3CA03# | ±0.1pF | | | | | GRM0224C1CR40BA03# | | | | | |
| | | 2.4pF | ±0.05pF | GRM0223C1C2R4WA03# | | | | 0.50pF | ±0.05pF | GRM0224C1CR50WA03# | | | | |
| | | | ±0.1pF | GRM0223C1C2R4BA03# | | | | | ±0.1pF | GRM0224C1CR50BA03# | | | | |
| | | | ±0.25pF | GRM0223C1C2R4CA03# | | | | | 0.60pF | ±0.05pF | GRM0224C1CR60WA03# | | | |
| | | 2.5pF | ±0.05pF | GRM0223C1C2R5WA03# | | | | | | ±0.1pF | GRM0224C1CR60BA03# | | | |
| | | | ±0.1pF | GRM0223C1C2R5BA03# | | | | | 0.70pF | ±0.05pF | GRM0224C1CR70WA03# | | | |
| | | | ±0.25pF | GRM0223C1C2R5CA03# | | | | | | ±0.1pF | GRM0224C1CR70BA03# | | | |
| | | 2.6pF | ±0.05pF | GRM0223C1C2R6WA03# | | | | | 0.80pF | ±0.05pF | GRM0224C1CR80WA03# | | | |
| | | | ±0.1pF | GRM0223C1C2R6BA03# | | | | | | ±0.1pF | GRM0224C1CR80BA03# | | | |
| | | | ±0.25pF | GRM0223C1C2R6CA03# | | | | | | 0.90pF | ±0.05pF | GRM0224C1CR90WA03# | | |
| | | 2.7pF | ±0.05pF | GRM0223C1C2R7WA03# | | | | | | | ±0.1pF | GRM0224C1CR90BA03# | | |
| | | | ±0.1pF | GRM0223C1C2R7BA03# | | | | | | 1.0pF | ±0.05pF | GRM0224C1C1R0WA03# | | |
| | | | ±0.25pF | GRM0223C1C2R7CA03# | | | | | | | ±0.1pF | GRM0224C1C1R0BA03# | | |
| | | 2.8pF | ±0.05pF | GRM0223C1C2R8WA03# | | | | | | | ±0.25pF | GRM0224C1C1R0CA03# | | |
| | | | ±0.1pF | GRM0223C1C2R8BA03# | | | | | | 1.1pF | ±0.05pF | GRM0224C1C1R1WA03# | | |
| | | | ±0.25pF | GRM0223C1C2R8CA03# | | | | | | | ±0.1pF | GRM0224C1C1R1BA03# | | |
| | | 2.9pF | ±0.05pF | GRM0223C1C2R9WA03# | | | | | | | ±0.25pF | GRM0224C1C1R1CA03# | | |
| | | | ±0.1pF | GRM0223C1C2R9BA03# | | | | | | 1.2pF | ±0.05pF | GRM0224C1C1R2WA03# | | |
| | | | ±0.25pF | GRM0223C1C2R9CA03# | | | | | | | ±0.1pF | GRM0224C1C1R2BA03# | | |
| | | 3.0pF | ±0.05pF | GRM0223C1C3R0WA03# | | | | | | | ±0.25pF | GRM0224C1C1R2CA03# | | |
| | | | ±0.1pF | GRM0223C1C3R0BA03# | | | | | | 1.3pF | ±0.05pF | GRM0224C1C1R3WA03# | | |
| | | | ±0.25pF | GRM0223C1C3R0CA03# | | | | | | | ±0.1pF | GRM0224C1C1R3BA03# | | |
| | | 3.1pF | ±0.05pF | GRM0223C1C3R1WA03# | | | | | | | ±0.25pF | GRM0224C1C1R3CA03# | | |
| | | | ±0.1pF | GRM0223C1C3R1BA03# | | | | | | 1.4pF | ±0.05pF | GRM0224C1C1R4WA03# | | |
| | | | ±0.25pF | GRM0223C1C3R1CA03# | | | | | | | ±0.1pF | GRM0224C1C1R4BA03# | | |
| | | 3.2pF | ±0.05pF | GRM0223C1C3R2WA03# | | | | | | | ±0.25pF | GRM0224C1C1R4CA03# | | |
| | | | ±0.1pF | GRM0223C1C3R2BA03# | | | | | | 1.5pF | ±0.05pF | GRM0224C1C1R5WA03# | | |
| | | | ±0.25pF | GRM0223C1C3R2CA03# | | | | | | | ±0.1pF | GRM0224C1C1R5BA03# | | |
| | | 3.3pF | ±0.05pF | GRM0223C1C3R3WA03# | | | | | | | ±0.25pF | GRM0224C1C1R5CA03# | | |
| | | | ±0.1pF | GRM0223C1C3R3BA03# | | | | | | 1.6pF | ±0.05pF | GRM0224C1C1R6WA03# | | |
| | | | ±0.25pF | GRM0223C1C3R3CA03# | | | | | | | ±0.1pF | GRM0224C1C1R6BA03# | | |
| | | 3.4pF | ±0.05pF | GRM0223C1C3R4WA03# | | | | | | | ±0.25pF | GRM0224C1C1R6CA03# | | |
| | | | ±0.1pF | GRM0223C1C3R4BA03# | | | | | | 1.7pF | ±0.05pF | GRM0224C1C1R7WA03# | | |
| | | | ±0.25pF | GRM0223C1C3R4CA03# | | | | | | | ±0.1pF | GRM0224C1C1R7BA03# | | |
| | | 3.5pF | ±0.05pF | GRM0223C1C3R5WA03# | | | | | | | ±0.25pF | GRM0224C1C1R7CA03# | | |
| | | | ±0.1pF | GRM0223C1C3R5BA03# | | | | | | 1.8pF | ±0.05pF | GRM0224C1C1R8WA03# | | |
| | | | ±0.25pF | GRM0223C1C3R5CA03# | | | | | | | ±0.1pF | GRM0224C1C1R8BA03# | | |
| | | 3.6pF | ±0.05pF | GRM0223C1C3R6WA03# | | | | | | | ±0.25pF | GRM0224C1C1R8CA03# | | |
| | | | ±0.1pF | GRM0223C1C3R6BA03# | | | | | | 1.9pF | ±0.05pF | GRM0224C1C1R9WA03# | | |
| | | | ±0.25pF | GRM0223C1C3R6CA03# | | | | | | | ±0.1pF | GRM0224C1C1R9BA03# | | |
| | | 3.7pF | ±0.05pF | GRM0223C1C3R7WA03# | | | | | | | ±0.25pF | GRM0224C1C1R9CA03# | | |
| | | | ±0.1pF | GRM0223C1C3R7BA03# | | | | | | 2.0pF | ±0.05pF | GRM0224C1C2R0WA03# | | |
| | | | ±0.25pF | GRM0223C1C3R7CA03# | | | | | | | ±0.1pF | GRM0224C1C2R0BA03# | | |
| | | 3.8pF | ±0.05pF | GRM0223C1C3R8WA03# | | | | | | | ±0.25pF | GRM0224C1C2R0CA03# | | |
| | | | ±0.1pF | GRM0223C1C3R8BA03# | | | | | | 10Vdc | COG | 51pF | ±2% | GRM0225C1A510GA02# |
| | | | ±0.25pF | GRM0223C1C3R8CA03# | | | | | | | | | ±5% | GRM0225C1A510JA02# |

Part number # indicates the package specification code.



GRM Series Temperature Compensating Type Part Number List

(→ 0.4×0.2mm)

| Rated Voltage | TC Code | Cap. | Tol. | Part Number | | |
|---------------|---------|-------|--------------------|--------------------|--------------------|--|
| 10Vdc | COG | 56pF | ±2% | GRM0225C1A560GA02# | | |
| | | | ±5% | GRM0225C1A560JA02# | | |
| | | 62pF | ±2% | GRM0225C1A620GA02# | | |
| | | | ±5% | GRM0225C1A620JA02# | | |
| | | 68pF | ±2% | GRM0225C1A680GA02# | | |
| | | | ±5% | GRM0225C1A680JA02# | | |
| | | 75pF | ±2% | GRM0225C1A750GA02# | | |
| | | | ±5% | GRM0225C1A750JA02# | | |
| | | 82pF | ±2% | GRM0225C1A820GA02# | | |
| | | | ±5% | GRM0225C1A820JA02# | | |
| | | 91pF | ±2% | GRM0225C1A910GA02# | | |
| | | | ±5% | GRM0225C1A910JA02# | | |
| | | 100pF | ±2% | GRM0225C1A101GA02# | | |
| | | | ±5% | GRM0225C1A101JA02# | | |
| | | 220pF | ±2% | GRM0225C1A221GA02# | | |
| | | | ±5% | GRM0225C1A221JA02# | | |
| | | CH | 51pF | ±2% | GRM0222C1A510GA02# | |
| | | | | ±5% | GRM0222C1A510JA02# | |
| | | | 56pF | ±2% | GRM0222C1A560GA02# | |
| | | | | ±5% | GRM0222C1A560JA02# | |
| | | | 62pF | ±2% | GRM0222C1A620GA02# | |
| | | | | ±5% | GRM0222C1A620JA02# | |
| | | | 68pF | ±2% | GRM0222C1A680GA02# | |
| | | | | ±5% | GRM0222C1A680JA02# | |
| | 75pF | | ±2% | GRM0222C1A750GA02# | | |
| | | | ±5% | GRM0222C1A750JA02# | | |
| | 82pF | | ±2% | GRM0222C1A820GA02# | | |
| | | | ±5% | GRM0222C1A820JA02# | | |
| | 91pF | ±2% | GRM0222C1A910GA02# | | | |
| | | ±5% | GRM0222C1A910JA02# | | | |
| | 100pF | ±2% | GRM0222C1A101GA02# | | | |
| | | ±5% | GRM0222C1A101JA02# | | | |
| | 220pF | ±2% | GRM0222C1A221GA02# | | | |
| | | ±5% | GRM0222C1A221JA02# | | | |
| | 6.3Vdc | COG | 51pF | ±2% | GRM0225C0J510GA02# | |
| | | | | ±5% | GRM0225C0J510JA02# | |
| 56pF | | | ±2% | GRM0225C0J560GA02# | | |
| | | | ±5% | GRM0225C0J560JA02# | | |
| 62pF | | | ±2% | GRM0225C0J620GA02# | | |
| | | | ±5% | GRM0225C0J620JA02# | | |
| 68pF | | | ±2% | GRM0225C0J680GA02# | | |
| | | | ±5% | GRM0225C0J680JA02# | | |
| 75pF | | | ±2% | GRM0225C0J750GA02# | | |
| | | | ±5% | GRM0225C0J750JA02# | | |
| 82pF | | | ±2% | GRM0225C0J820GA02# | | |
| | | | ±5% | GRM0225C0J820JA02# | | |
| 91pF | | | ±2% | GRM0225C0J910GA02# | | |
| | | | ±5% | GRM0225C0J910JA02# | | |
| 100pF | | | ±2% | GRM0225C0J101GA02# | | |
| | | | ±5% | GRM0225C0J101JA02# | | |
| 110pF | | | ±2% | GRM0225C0J111GA02# | | |
| | | | ±5% | GRM0225C0J111JA02# | | |
| 120pF | | | ±2% | GRM0225C0J121GA02# | | |
| | | | ±5% | GRM0225C0J121JA02# | | |

| Rated Voltage | TC Code | Cap. | Tol. | Part Number | | |
|---------------|---------|-------|--------------------|--------------------|--------------------|--|
| 6.3Vdc | COG | 150pF | ±2% | GRM0225C0J151GA02# | | |
| | | | ±5% | GRM0225C0J151JA02# | | |
| | | 180pF | ±2% | GRM0225C0J181GA02# | | |
| | | | ±5% | GRM0225C0J181JA02# | | |
| | | 220pF | ±2% | GRM0225C0J221GA02# | | |
| | | | ±5% | GRM0225C0J221JA02# | | |
| | | CH | 51pF | ±2% | GRM0222C0J510GA02# | |
| | | | | ±5% | GRM0222C0J510JA02# | |
| | | | 56pF | ±2% | GRM0222C0J560GA02# | |
| | | | | ±5% | GRM0222C0J560JA02# | |
| | | | 62pF | ±2% | GRM0222C0J620GA02# | |
| | | | | ±5% | GRM0222C0J620JA02# | |
| | | | 68pF | ±2% | GRM0222C0J680GA02# | |
| | | | | ±5% | GRM0222C0J680JA02# | |
| | | | 75pF | ±2% | GRM0222C0J750GA02# | |
| | | | | ±5% | GRM0222C0J750JA02# | |
| | | | 82pF | ±2% | GRM0222C0J820GA02# | |
| | | | | ±5% | GRM0222C0J820JA02# | |
| | | | 91pF | ±2% | GRM0222C0J910GA02# | |
| | | | | ±5% | GRM0222C0J910JA02# | |
| | | | 100pF | ±2% | GRM0222C0J101GA02# | |
| | | | | ±5% | GRM0222C0J101JA02# | |
| | | | 110pF | ±2% | GRM0222C0J111GA02# | |
| | | | | ±5% | GRM0222C0J111JA02# | |
| | 120pF | | ±2% | GRM0222C0J121GA02# | | |
| | | | ±5% | GRM0222C0J121JA02# | | |
| | 150pF | | ±2% | GRM0222C0J151GA02# | | |
| | | | ±5% | GRM0222C0J151JA02# | | |
| | 180pF | | ±2% | GRM0222C0J181GA02# | | |
| | | | ±5% | GRM0222C0J181JA02# | | |
| | 220pF | ±2% | GRM0222C0J221GA02# | | | |
| | | ±5% | GRM0222C0J221JA02# | | | |

0.6×0.3mm

| Rated Voltage | TC Code | Cap. | Tol. | Part Number | |
|---------------|---------|--------------------|---------|--------------------|--|
| 100Vdc | COG | 0.10pF | ±0.05pF | GRM0335C2AR10WA01# | |
| | | | ±0.1pF | GRM0335C2AR20BA01# | |
| | | | ±0.05pF | GRM0335C2AR20WA01# | |
| | | 0.20pF | ±0.05pF | GRM0335C2AR30WA01# | |
| | | | ±0.1pF | GRM0335C2AR30BA01# | |
| | | | ±0.05pF | GRM0335C2AR30WA01# | |
| | | 0.30pF | ±0.05pF | GRM0335C2AR40WA01# | |
| | | | ±0.1pF | GRM0335C2AR40BA01# | |
| | | | ±0.05pF | GRM0335C2AR40WA01# | |
| | | 0.40pF | ±0.05pF | GRM0335C2AR50WA01# | |
| | | | ±0.1pF | GRM0335C2AR50BA01# | |
| | | | ±0.05pF | GRM0335C2AR50WA01# | |
| | | 0.50pF | ±0.05pF | GRM0335C2AR60WA01# | |
| | | | ±0.1pF | GRM0335C2AR60BA01# | |
| | | | ±0.05pF | GRM0335C2AR60WA01# | |
| | | 0.60pF | ±0.05pF | GRM0335C2AR70WA01# | |
| | | | ±0.1pF | GRM0335C2AR70BA01# | |
| | | | ±0.05pF | GRM0335C2AR70WA01# | |
| | | 0.70pF | ±0.05pF | GRM0335C2AR80WA01# | |
| | | | ±0.1pF | GRM0335C2AR80BA01# | |
| | | | ±0.05pF | GRM0335C2AR80WA01# | |
| | | 0.80pF | ±0.05pF | GRM0335C2AR90WA01# | |
| | | | ±0.1pF | GRM0335C2AR90BA01# | |
| | | | ±0.05pF | GRM0335C2AR90WA01# | |
| 0.90pF | ±0.05pF | GRM0335C2AR90WA01# | | | |
| | ±0.1pF | GRM0335C2AR90BA01# | | | |

Part number # indicates the package specification code.



GRM Series Temperature Compensating Type Part Number List

(→ 0.6×0.3mm)

| Rated Voltage | TC Code | Cap. | Tol. | Part Number | Rated Voltage | TC Code | Cap. | Tol. | Part Number |
|---------------|---------|--------------------|---------|--------------------|--------------------|---------|-------|---------|--------------------|
| 100Vdc | COG | 1.0pF | ±0.05pF | GRM0335C2A1R0WA01# | 100Vdc | COG | 2.8pF | ±0.05pF | GRM0335C2A2R8WA01# |
| | | | ±0.1pF | GRM0335C2A1R0BA01# | | | | ±0.1pF | GRM0335C2A2R8BA01# |
| | | | ±0.25pF | GRM0335C2A1R0CA01# | | | | ±0.25pF | GRM0335C2A2R8CA01# |
| | | 1.1pF | ±0.05pF | GRM0335C2A1R1WA01# | | | 2.9pF | ±0.05pF | GRM0335C2A2R9WA01# |
| | | | ±0.1pF | GRM0335C2A1R1BA01# | | | | ±0.1pF | GRM0335C2A2R9BA01# |
| | | | ±0.25pF | GRM0335C2A1R1CA01# | | | | ±0.25pF | GRM0335C2A2R9CA01# |
| | | 1.2pF | ±0.05pF | GRM0335C2A1R2WA01# | | | 3.0pF | ±0.05pF | GRM0335C2A3R0WA01# |
| | | | ±0.1pF | GRM0335C2A1R2BA01# | | | | ±0.1pF | GRM0335C2A3R0BA01# |
| | | | ±0.25pF | GRM0335C2A1R2CA01# | | | | ±0.25pF | GRM0335C2A3R0CA01# |
| | | 1.3pF | ±0.05pF | GRM0335C2A1R3WA01# | | | 3.1pF | ±0.05pF | GRM0335C2A3R1WA01# |
| | | | ±0.1pF | GRM0335C2A1R3BA01# | | | | ±0.1pF | GRM0335C2A3R1BA01# |
| | | | ±0.25pF | GRM0335C2A1R3CA01# | | | | ±0.25pF | GRM0335C2A3R1CA01# |
| | | 1.4pF | ±0.05pF | GRM0335C2A1R4WA01# | | | 3.2pF | ±0.05pF | GRM0335C2A3R2WA01# |
| | | | ±0.1pF | GRM0335C2A1R4BA01# | | | | ±0.1pF | GRM0335C2A3R2BA01# |
| | | | ±0.25pF | GRM0335C2A1R4CA01# | | | | ±0.25pF | GRM0335C2A3R2CA01# |
| | | 1.5pF | ±0.05pF | GRM0335C2A1R5WA01# | | | 3.3pF | ±0.05pF | GRM0335C2A3R3WA01# |
| | | | ±0.1pF | GRM0335C2A1R5BA01# | | | | ±0.1pF | GRM0335C2A3R3BA01# |
| | | | ±0.25pF | GRM0335C2A1R5CA01# | | | | ±0.25pF | GRM0335C2A3R3CA01# |
| | | 1.6pF | ±0.05pF | GRM0335C2A1R6WA01# | | | 3.4pF | ±0.05pF | GRM0335C2A3R4WA01# |
| | | | ±0.1pF | GRM0335C2A1R6BA01# | | | | ±0.1pF | GRM0335C2A3R4BA01# |
| | | | ±0.25pF | GRM0335C2A1R6CA01# | | | | ±0.25pF | GRM0335C2A3R4CA01# |
| | | 1.7pF | ±0.05pF | GRM0335C2A1R7WA01# | | | 3.5pF | ±0.05pF | GRM0335C2A3R5WA01# |
| | | | ±0.1pF | GRM0335C2A1R7BA01# | | | | ±0.1pF | GRM0335C2A3R5BA01# |
| | | | ±0.25pF | GRM0335C2A1R7CA01# | | | | ±0.25pF | GRM0335C2A3R5CA01# |
| | | 1.8pF | ±0.05pF | GRM0335C2A1R8WA01# | | | 3.6pF | ±0.05pF | GRM0335C2A3R6WA01# |
| | | | ±0.1pF | GRM0335C2A1R8BA01# | | | | ±0.1pF | GRM0335C2A3R6BA01# |
| | | | ±0.25pF | GRM0335C2A1R8CA01# | | | | ±0.25pF | GRM0335C2A3R6CA01# |
| | | 1.9pF | ±0.05pF | GRM0335C2A1R9WA01# | | | 3.7pF | ±0.05pF | GRM0335C2A3R7WA01# |
| | | | ±0.1pF | GRM0335C2A1R9BA01# | | | | ±0.1pF | GRM0335C2A3R7BA01# |
| | | | ±0.25pF | GRM0335C2A1R9CA01# | | | | ±0.25pF | GRM0335C2A3R7CA01# |
| | | 2.0pF | ±0.05pF | GRM0335C2A2R0WA01# | | | 3.8pF | ±0.05pF | GRM0335C2A3R8WA01# |
| | | | ±0.1pF | GRM0335C2A2R0BA01# | | | | ±0.1pF | GRM0335C2A3R8BA01# |
| | | | ±0.25pF | GRM0335C2A2R0CA01# | | | | ±0.25pF | GRM0335C2A3R8CA01# |
| | | 2.1pF | ±0.05pF | GRM0335C2A2R1WA01# | | | 3.9pF | ±0.05pF | GRM0335C2A3R9WA01# |
| | | | ±0.1pF | GRM0335C2A2R1BA01# | | | | ±0.1pF | GRM0335C2A3R9BA01# |
| | | | ±0.25pF | GRM0335C2A2R1CA01# | | | | ±0.25pF | GRM0335C2A3R9CA01# |
| | | 2.2pF | ±0.05pF | GRM0335C2A2R2WA01# | | | 4.0pF | ±0.05pF | GRM0335C2A4R0WA01# |
| | | | ±0.1pF | GRM0335C2A2R2BA01# | | | | ±0.1pF | GRM0335C2A4R0BA01# |
| | | | ±0.25pF | GRM0335C2A2R2CA01# | | | | ±0.25pF | GRM0335C2A4R0CA01# |
| | | 2.3pF | ±0.05pF | GRM0335C2A2R3WA01# | | | 4.1pF | ±0.05pF | GRM0335C2A4R1WA01# |
| | | | ±0.1pF | GRM0335C2A2R3BA01# | | | | ±0.1pF | GRM0335C2A4R1BA01# |
| | | | ±0.25pF | GRM0335C2A2R3CA01# | | | | ±0.25pF | GRM0335C2A4R1CA01# |
| 2.4pF | ±0.05pF | GRM0335C2A2R4WA01# | 4.2pF | ±0.05pF | GRM0335C2A4R2WA01# | | | | |
| | ±0.1pF | GRM0335C2A2R4BA01# | | ±0.1pF | GRM0335C2A4R2BA01# | | | | |
| | ±0.25pF | GRM0335C2A2R4CA01# | | ±0.25pF | GRM0335C2A4R2CA01# | | | | |
| 2.5pF | ±0.05pF | GRM0335C2A2R5WA01# | 4.3pF | ±0.05pF | GRM0335C2A4R3WA01# | | | | |
| | ±0.1pF | GRM0335C2A2R5BA01# | | ±0.1pF | GRM0335C2A4R3BA01# | | | | |
| | ±0.25pF | GRM0335C2A2R5CA01# | | ±0.25pF | GRM0335C2A4R3CA01# | | | | |
| 2.6pF | ±0.05pF | GRM0335C2A2R6WA01# | 4.4pF | ±0.05pF | GRM0335C2A4R4WA01# | | | | |
| | ±0.1pF | GRM0335C2A2R6BA01# | | ±0.1pF | GRM0335C2A4R4BA01# | | | | |
| | ±0.25pF | GRM0335C2A2R6CA01# | | ±0.25pF | GRM0335C2A4R4CA01# | | | | |
| 2.7pF | ±0.05pF | GRM0335C2A2R7WA01# | 4.5pF | ±0.05pF | GRM0335C2A4R5WA01# | | | | |
| | ±0.1pF | GRM0335C2A2R7BA01# | | ±0.1pF | GRM0335C2A4R5BA01# | | | | |
| | ±0.25pF | GRM0335C2A2R7CA01# | | ±0.25pF | GRM0335C2A4R5CA01# | | | | |

Part number # indicates the package specification code.

GRM
 GR3
 GRJ
 GR4
 GJM
 GQM
 GA2
 GA3 GB
 GA3 GD
 GA3 GF
 LLL
 LLA
 LLM
 LLR
 NFM
 GJ4
 ZRA
 ZRB
 KRM
 KR3
 GMA
 GMD
 ⚠Caution /Notice

GRM Series Temperature Compensating Type Part Number List

(→ 0.6×0.3mm)

| Rated Voltage | TC Code | Cap. | Tol. | Part Number | Rated Voltage | TC Code | Cap. | Tol. | Part Number | |
|---------------|---------|--------|--------------------|--------------------|---------------|---------|--------------------|--------------------|--------------------|--------------------|
| 100Vdc | COG | 4.6pF | ±0.05pF | GRM0335C2A4R6WA01# | 100Vdc | COG | 6.0pF | ±0.5pF | GRM0335C2A6R0DA01# | |
| | | | ±0.1pF | GRM0335C2A4R6BA01# | | | | 6.1pF | ±0.05pF | GRM0335C2A6R1WA01# |
| | | | ±0.25pF | GRM0335C2A4R6CA01# | | | | | ±0.1pF | GRM0335C2A6R1BA01# |
| | | 4.7pF | ±0.05pF | GRM0335C2A4R7WA01# | | | ±0.25pF | | GRM0335C2A6R1CA01# | |
| | | | ±0.1pF | GRM0335C2A4R7BA01# | | | 6.2pF | ±0.5pF | GRM0335C2A6R1DA01# | |
| | | | ±0.25pF | GRM0335C2A4R7CA01# | | | | 6.3pF | ±0.05pF | GRM0335C2A6R2WA01# |
| | | 4.8pF | ±0.05pF | GRM0335C2A4R8WA01# | | | | | ±0.1pF | GRM0335C2A6R2BA01# |
| | | | ±0.1pF | GRM0335C2A4R8BA01# | | | ±0.25pF | | GRM0335C2A6R2CA01# | |
| | | | ±0.25pF | GRM0335C2A4R8CA01# | | | 6.4pF | ±0.5pF | GRM0335C2A6R2DA01# | |
| | | 4.9pF | ±0.05pF | GRM0335C2A4R9WA01# | | | | 6.5pF | ±0.05pF | GRM0335C2A6R3WA01# |
| | | | ±0.1pF | GRM0335C2A4R9BA01# | | | | | ±0.1pF | GRM0335C2A6R3BA01# |
| | | | ±0.25pF | GRM0335C2A4R9CA01# | | | ±0.25pF | | GRM0335C2A6R3CA01# | |
| | | 5.0pF | ±0.05pF | GRM0335C2A5R0WA01# | | | 6.6pF | ±0.5pF | GRM0335C2A6R3DA01# | |
| | | | ±0.1pF | GRM0335C2A5R0BA01# | | | | 6.7pF | ±0.05pF | GRM0335C2A6R4WA01# |
| | | | ±0.25pF | GRM0335C2A5R0CA01# | | | | | ±0.1pF | GRM0335C2A6R4BA01# |
| | | 5.1pF | ±0.05pF | GRM0335C2A5R1WA01# | | | ±0.25pF | | GRM0335C2A6R4CA01# | |
| | | | ±0.1pF | GRM0335C2A5R1BA01# | | | ±0.5pF | GRM0335C2A6R4DA01# | | |
| | | | ±0.25pF | GRM0335C2A5R1CA01# | | | 6.8pF | ±0.05pF | GRM0335C2A6R5WA01# | |
| | | | ±0.5pF | GRM0335C2A5R1DA01# | | | | ±0.1pF | GRM0335C2A6R5BA01# | |
| | | 5.2pF | ±0.05pF | GRM0335C2A5R2WA01# | | | | ±0.25pF | GRM0335C2A6R5CA01# | |
| | | | ±0.1pF | GRM0335C2A5R2BA01# | | | | ±0.5pF | GRM0335C2A6R5DA01# | |
| | | | ±0.25pF | GRM0335C2A5R2CA01# | | | 6.9pF | ±0.05pF | GRM0335C2A6R6WA01# | |
| | | ±0.5pF | GRM0335C2A5R2DA01# | ±0.1pF | | | | GRM0335C2A6R6BA01# | | |
| | | 5.3pF | ±0.05pF | GRM0335C2A5R3WA01# | | | | ±0.25pF | GRM0335C2A6R6CA01# | |
| | | | ±0.1pF | GRM0335C2A5R3BA01# | | | ±0.5pF | GRM0335C2A6R6DA01# | | |
| | | | ±0.25pF | GRM0335C2A5R3CA01# | | | 7.0pF | ±0.05pF | GRM0335C2A6R7WA01# | |
| | | | ±0.5pF | GRM0335C2A5R3DA01# | | | | ±0.1pF | GRM0335C2A6R7BA01# | |
| | | 5.4pF | ±0.05pF | GRM0335C2A5R4WA01# | | | | ±0.25pF | GRM0335C2A6R7CA01# | |
| | | | ±0.1pF | GRM0335C2A5R4BA01# | | | | ±0.5pF | GRM0335C2A6R7DA01# | |
| | | | ±0.25pF | GRM0335C2A5R4CA01# | | | 7.1pF | ±0.05pF | GRM0335C2A7R0WA01# | |
| | | ±0.5pF | GRM0335C2A5R4DA01# | ±0.1pF | | | | GRM0335C2A7R0BA01# | | |
| | | 5.5pF | ±0.05pF | GRM0335C2A5R5WA01# | | | | ±0.25pF | GRM0335C2A7R0CA01# | |
| | | | ±0.1pF | GRM0335C2A5R5BA01# | | | ±0.5pF | GRM0335C2A7R0DA01# | | |
| | | | ±0.25pF | GRM0335C2A5R5CA01# | | | 7.2pF | ±0.05pF | GRM0335C2A7R1WA01# | |
| | | | ±0.5pF | GRM0335C2A5R5DA01# | | | | ±0.1pF | GRM0335C2A7R1BA01# | |
| | | 5.6pF | ±0.05pF | GRM0335C2A5R6WA01# | | | | ±0.25pF | GRM0335C2A7R1CA01# | |
| | | | ±0.1pF | GRM0335C2A5R6BA01# | | | | ±0.5pF | GRM0335C2A7R1DA01# | |
| | | | ±0.25pF | GRM0335C2A5R6CA01# | | | 7.3pF | ±0.05pF | GRM0335C2A7R2WA01# | |
| | | ±0.5pF | GRM0335C2A5R6DA01# | ±0.1pF | | | | GRM0335C2A7R2BA01# | | |
| | | 5.7pF | ±0.05pF | GRM0335C2A5R7WA01# | | | | ±0.25pF | GRM0335C2A7R2CA01# | |
| | | | ±0.1pF | GRM0335C2A5R7BA01# | | | ±0.5pF | GRM0335C2A7R2DA01# | | |
| | | | ±0.25pF | GRM0335C2A5R7CA01# | | | 7.4pF | ±0.05pF | GRM0335C2A7R3WA01# | |
| | | | ±0.5pF | GRM0335C2A5R7DA01# | | | | ±0.1pF | GRM0335C2A7R3BA01# | |
| | | 5.8pF | ±0.05pF | GRM0335C2A5R8WA01# | | | | ±0.25pF | GRM0335C2A7R3CA01# | |
| | | | ±0.1pF | GRM0335C2A5R8BA01# | | | | ±0.5pF | GRM0335C2A7R3DA01# | |
| | | | ±0.25pF | GRM0335C2A5R8CA01# | | | 7.5pF | ±0.05pF | GRM0335C2A7R4WA01# | |
| | | ±0.5pF | GRM0335C2A5R8DA01# | 7.6pF | | | | ±0.1pF | | |
| | | 5.9pF | ±0.05pF | | | | | GRM0335C2A5R9WA01# | ±0.25pF | |
| | | | ±0.1pF | | | | GRM0335C2A5R9BA01# | ±0.5pF | | |
| | | | ±0.25pF | GRM0335C2A5R9CA01# | | | | | | |
| | | ±0.5pF | GRM0335C2A5R9DA01# | | | | | | | |
| | | 6.0pF | ±0.05pF | GRM0335C2A6R0WA01# | | | | | | |
| | | | ±0.1pF | GRM0335C2A6R0BA01# | | | | | | |
| | | | ±0.25pF | GRM0335C2A6R0CA01# | | | | | | |

Part number # indicates the package specification code.

GRM
 GR3
 GRJ
 GR4
 GJM
 GQM
 GA2
 GA3 GB
 GA3 GD
 GA3 GF
 LLL
 LLA
 LLM
 LLR
 NFM
 GJ4
 ZRA
 ZRB
 KRM
 KR3
 GMA
 GMD
 △Caution / Notice

GRM Series Temperature Compensating Type Part Number List

(→ 0.6×0.3mm)

| Rated Voltage | TC Code | Cap. | Tol. | Part Number | Rated Voltage | TC Code | Cap. | Tol. | Part Number | |
|---------------|---------|--------|--------------------|--------------------|---------------|---------|---------|--------------------|--------------------|--------------------|
| 100Vdc | COG | 7.4pF | ±0.1pF | GRM0335C2A7R4BA01# | 100Vdc | COG | 8.7pF | ±0.5pF | GRM0335C2A8R7DA01# | |
| | | | ±0.25pF | GRM0335C2A7R4CA01# | | | | 8.8pF | ±0.05pF | GRM0335C2A8R8WA01# |
| | | | ±0.5pF | GRM0335C2A7R4DA01# | | | | | ±0.1pF | GRM0335C2A8R8BA01# |
| | | 7.5pF | ±0.05pF | GRM0335C2A7R5WA01# | | | ±0.25pF | | GRM0335C2A8R8CA01# | |
| | | | ±0.1pF | GRM0335C2A7R5BA01# | | | ±0.5pF | GRM0335C2A8R8DA01# | | |
| | | | ±0.25pF | GRM0335C2A7R5CA01# | | | 8.9pF | ±0.05pF | GRM0335C2A8R9WA01# | |
| | | ±0.5pF | GRM0335C2A7R5DA01# | ±0.1pF | | | | GRM0335C2A8R9BA01# | | |
| | | 7.6pF | ±0.05pF | GRM0335C2A7R6WA01# | | | | ±0.25pF | GRM0335C2A8R9CA01# | |
| | | | ±0.1pF | GRM0335C2A7R6BA01# | | | ±0.5pF | GRM0335C2A8R9DA01# | | |
| | | | ±0.25pF | GRM0335C2A7R6CA01# | | | 9.0pF | ±0.05pF | GRM0335C2A9R0WA01# | |
| | | ±0.5pF | GRM0335C2A7R6DA01# | ±0.1pF | | | | GRM0335C2A9R0BA01# | | |
| | | 7.7pF | ±0.05pF | GRM0335C2A7R7WA01# | | | | ±0.25pF | GRM0335C2A9R0CA01# | |
| | | | ±0.1pF | GRM0335C2A7R7BA01# | | | ±0.5pF | GRM0335C2A9R0DA01# | | |
| | | | ±0.25pF | GRM0335C2A7R7CA01# | | | 9.1pF | ±0.05pF | GRM0335C2A9R1WA01# | |
| | | ±0.5pF | GRM0335C2A7R7DA01# | ±0.1pF | | | | GRM0335C2A9R1BA01# | | |
| | | 7.8pF | ±0.05pF | GRM0335C2A7R8WA01# | | | | ±0.25pF | GRM0335C2A9R1CA01# | |
| | | | ±0.1pF | GRM0335C2A7R8BA01# | | | ±0.5pF | GRM0335C2A9R1DA01# | | |
| | | | ±0.25pF | GRM0335C2A7R8CA01# | | | 9.2pF | ±0.05pF | GRM0335C2A9R2WA01# | |
| | | ±0.5pF | GRM0335C2A7R8DA01# | ±0.1pF | | | | GRM0335C2A9R2BA01# | | |
| | | 7.9pF | ±0.05pF | GRM0335C2A7R9WA01# | | | | ±0.25pF | GRM0335C2A9R2CA01# | |
| | | | ±0.1pF | GRM0335C2A7R9BA01# | | | ±0.5pF | GRM0335C2A9R2DA01# | | |
| | | | ±0.25pF | GRM0335C2A7R9CA01# | | | 9.3pF | ±0.05pF | GRM0335C2A9R3WA01# | |
| | | ±0.5pF | GRM0335C2A7R9DA01# | ±0.1pF | | | | GRM0335C2A9R3BA01# | | |
| | | 8.0pF | ±0.05pF | GRM0335C2A8R0WA01# | | | | ±0.25pF | GRM0335C2A9R3CA01# | |
| | | | ±0.1pF | GRM0335C2A8R0BA01# | | | ±0.5pF | GRM0335C2A9R3DA01# | | |
| | | | ±0.25pF | GRM0335C2A8R0CA01# | | | 9.4pF | ±0.05pF | GRM0335C2A9R4WA01# | |
| | | ±0.5pF | GRM0335C2A8R0DA01# | ±0.1pF | | | | GRM0335C2A9R4BA01# | | |
| | | 8.1pF | ±0.05pF | GRM0335C2A8R1WA01# | | | | ±0.25pF | GRM0335C2A9R4CA01# | |
| | | | ±0.1pF | GRM0335C2A8R1BA01# | | | ±0.5pF | GRM0335C2A9R4DA01# | | |
| | | | ±0.25pF | GRM0335C2A8R1CA01# | | | 9.5pF | ±0.05pF | GRM0335C2A9R5WA01# | |
| | | ±0.5pF | GRM0335C2A8R1DA01# | ±0.1pF | | | | GRM0335C2A9R5BA01# | | |
| | | 8.2pF | ±0.05pF | GRM0335C2A8R2WA01# | | | | ±0.25pF | GRM0335C2A9R5CA01# | |
| | | | ±0.1pF | GRM0335C2A8R2BA01# | | | ±0.5pF | GRM0335C2A9R5DA01# | | |
| | | | ±0.25pF | GRM0335C2A8R2CA01# | | | 9.6pF | ±0.05pF | GRM0335C2A9R6WA01# | |
| | | ±0.5pF | GRM0335C2A8R2DA01# | ±0.1pF | | | | GRM0335C2A9R6BA01# | | |
| | | 8.3pF | ±0.05pF | GRM0335C2A8R3WA01# | | | | ±0.25pF | GRM0335C2A9R6CA01# | |
| | | | ±0.1pF | GRM0335C2A8R3BA01# | | | ±0.5pF | GRM0335C2A9R6DA01# | | |
| | | | ±0.25pF | GRM0335C2A8R3CA01# | | | 9.7pF | ±0.05pF | GRM0335C2A9R7WA01# | |
| | | ±0.5pF | GRM0335C2A8R3DA01# | ±0.1pF | | | | GRM0335C2A9R7BA01# | | |
| | | 8.4pF | ±0.05pF | GRM0335C2A8R4WA01# | | | | ±0.25pF | GRM0335C2A9R7CA01# | |
| | | | ±0.1pF | GRM0335C2A8R4BA01# | | | ±0.5pF | GRM0335C2A9R7DA01# | | |
| | | | ±0.25pF | GRM0335C2A8R4CA01# | | | 9.8pF | ±0.05pF | GRM0335C2A9R8WA01# | |
| | | ±0.5pF | GRM0335C2A8R4DA01# | ±0.1pF | | | | GRM0335C2A9R8BA01# | | |
| | | 8.5pF | ±0.05pF | GRM0335C2A8R5WA01# | | | | ±0.25pF | GRM0335C2A9R8CA01# | |
| | | | ±0.1pF | GRM0335C2A8R5BA01# | | | ±0.5pF | GRM0335C2A9R8DA01# | | |
| | | | ±0.25pF | GRM0335C2A8R5CA01# | | | 9.9pF | ±0.05pF | GRM0335C2A9R9WA01# | |
| | | ±0.5pF | GRM0335C2A8R5DA01# | ±0.1pF | | | | GRM0335C2A9R9BA01# | | |
| | | 8.6pF | ±0.05pF | GRM0335C2A8R6WA01# | | | | ±0.25pF | GRM0335C2A9R9CA01# | |
| | | | ±0.1pF | GRM0335C2A8R6BA01# | | | ±0.5pF | GRM0335C2A9R9DA01# | | |
| | | | ±0.25pF | GRM0335C2A8R6CA01# | | | 10pF | ±1% | GRM0335C2A100FA01# | |
| | | ±0.5pF | GRM0335C2A8R6DA01# | ±2% | | | | GRM0335C2A100GA01# | | |
| | | 8.7pF | ±0.05pF | GRM0335C2A8R7WA01# | | | | ±5% | GRM0335C2A100JA01# | |
| | | | ±0.1pF | GRM0335C2A8R7BA01# | | | 11pF | ±2% | GRM0335C2A110GA01# | |
| | | | ±0.25pF | GRM0335C2A8R7CA01# | | | | ±5% | GRM0335C2A110JA01# | |

Part number # indicates the package specification code.

GRM
 GR3
 GRJ
 GR4
 GJM
 GQM
 GA2
 GA3 GB
 GA3 GD
 GA3 GF
 LLL
 LLA
 LLM
 LLR
 NFM
 GJ4
 ZRA
 ZRB
 KRM
 KR3
 GMA
 GMD
 △Caution / Notice

GRM Series Temperature Compensating Type Part Number List

(→ 0.6×0.3mm)

| Rated Voltage | TC Code | Cap. | Tol. | Part Number | Rated Voltage | TC Code | Cap. | Tol. | Part Number |
|--------------------|--------------------|--------------------|--------------------|--------------------|--------------------|--------------------|-------|---------|--------------------|
| 100Vdc | COG | 12pF | ±1% | GRM0335C2A120FA01# | 100Vdc | CH | 4.2pF | ±0.05pF | GRM0332C2A4R2WA01# |
| | | | ±2% | GRM0335C2A120GA01# | | | | ±0.1pF | GRM0332C2A4R2BA01# |
| | | | ±5% | GRM0335C2A120JA01# | | | | ±0.25pF | GRM0332C2A4R2CA01# |
| | | 13pF | ±2% | GRM0335C2A130GA01# | | | 4.3pF | ±0.05pF | GRM0332C2A4R3WA01# |
| | | | ±5% | GRM0335C2A130JA01# | | | | ±0.1pF | GRM0332C2A4R3BA01# |
| | | 15pF | ±1% | GRM0335C2A150FA01# | | | 4.4pF | ±0.25pF | GRM0332C2A4R3CA01# |
| | | | ±2% | GRM0335C2A150GA01# | | | | ±0.05pF | GRM0332C2A4R4WA01# |
| | | | ±5% | GRM0335C2A150JA01# | | | | ±0.1pF | GRM0332C2A4R4BA01# |
| | | 16pF | ±2% | GRM0335C2A160GA01# | | | 4.5pF | ±0.25pF | GRM0332C2A4R4CA01# |
| | | | | GRM0335C2A160JA01# | | | | ±0.05pF | GRM0332C2A4R5WA01# |
| | | | | GRM0335C2A160JA01# | | | | ±0.1pF | GRM0332C2A4R5BA01# |
| | | 18pF | ±2% | GRM0335C2A180GA01# | | | 4.6pF | ±0.25pF | GRM0332C2A4R5CA01# |
| | | | | GRM0335C2A180JA01# | | | | ±0.05pF | GRM0332C2A4R6WA01# |
| | | | | GRM0335C2A180JA01# | | | | ±0.1pF | GRM0332C2A4R6BA01# |
| | | 20pF | ±2% | GRM0335C2A200GA01# | | | 4.7pF | ±0.25pF | GRM0332C2A4R6CA01# |
| | | | | GRM0335C2A200JA01# | | | | ±0.05pF | GRM0332C2A4R7WA01# |
| | | | | GRM0335C2A200JA01# | | | | ±0.1pF | GRM0332C2A4R7BA01# |
| | | 22pF | ±2% | GRM0335C2A220GA01# | | | 4.8pF | ±0.25pF | GRM0332C2A4R7CA01# |
| | | | | GRM0335C2A220JA01# | | | | ±0.05pF | GRM0332C2A4R8WA01# |
| | | | | GRM0335C2A220JA01# | | | | ±0.1pF | GRM0332C2A4R8BA01# |
| | | 24pF | ±2% | GRM0335C2A240GA01# | | | 4.9pF | ±0.25pF | GRM0332C2A4R8CA01# |
| | | | | GRM0335C2A240JA01# | | | | ±0.05pF | GRM0332C2A4R9WA01# |
| | | | | GRM0335C2A240JA01# | | | | ±0.1pF | GRM0332C2A4R9BA01# |
| | | 27pF | ±2% | GRM0335C2A270GA01# | | | 5.0pF | ±0.25pF | GRM0332C2A4R9CA01# |
| | | | | GRM0335C2A270JA01# | | | | ±0.05pF | GRM0332C2A5R0WA01# |
| | | | | GRM0335C2A270JA01# | | | | ±0.1pF | GRM0332C2A5R0BA01# |
| | | 30pF | ±2% | GRM0335C2A300GA01# | | | 5.1pF | ±0.25pF | GRM0332C2A5R0CA01# |
| | | | | GRM0335C2A300JA01# | | | | ±0.05pF | GRM0332C2A5R1WA01# |
| | | | | GRM0335C2A300JA01# | | | | ±0.1pF | GRM0332C2A5R1BA01# |
| | | 33pF | ±2% | GRM0335C2A330GA01# | | | 5.2pF | ±0.25pF | GRM0332C2A5R1CA01# |
| | | | | GRM0335C2A330JA01# | | | | ±0.05pF | GRM0332C2A5R2WA01# |
| | | | | GRM0335C2A330JA01# | | | | ±0.1pF | GRM0332C2A5R2BA01# |
| | | 36pF | ±2% | GRM0335C2A360GA01# | | | 5.3pF | ±0.25pF | GRM0332C2A5R2CA01# |
| | | | | GRM0335C2A360JA01# | | | | ±0.05pF | GRM0332C2A5R2DA01# |
| | | | | GRM0335C2A360JA01# | | | | ±0.1pF | GRM0332C2A5R3WA01# |
| | | 39pF | ±2% | GRM0335C2A390GA01# | | | 5.4pF | ±0.25pF | GRM0332C2A5R3BA01# |
| | | | | GRM0335C2A390JA01# | | | | ±0.05pF | GRM0332C2A5R3CA01# |
| | | | | GRM0335C2A390JA01# | | | | ±0.1pF | GRM0332C2A5R3DA01# |
| | | 43pF | ±2% | GRM0335C2A430GA01# | | | 5.5pF | ±0.25pF | GRM0332C2A5R4WA01# |
| | | | | GRM0335C2A430JA01# | | | | ±0.05pF | GRM0332C2A5R4BA01# |
| | | | | GRM0335C2A430JA01# | | | | ±0.1pF | GRM0332C2A5R4CA01# |
| | | 47pF | ±2% | GRM0335C2A470GA01# | | | 5.6pF | ±0.25pF | GRM0332C2A5R4DA01# |
| | GRM0335C2A470JA01# | | | ±0.05pF | GRM0332C2A5R5WA01# | | | | |
| | GRM0335C2A470JA01# | | | ±0.1pF | GRM0332C2A5R5BA01# | | | | |
| | 51pF | ±2% | GRM0335C2A510GA01# | 5.7pF | ±0.25pF | GRM0332C2A5R5CA01# | | | |
| | | | GRM0335C2A510JA01# | | ±0.05pF | GRM0332C2A5R6WA01# | | | |
| | | | GRM0335C2A510JA01# | | ±0.1pF | GRM0332C2A5R6BA01# | | | |
| | 56pF | ±2% | GRM0335C2A560GA01# | 4.0pF | ±0.25pF | GRM0332C2A4R0WA01# | | | |
| | | | GRM0335C2A560JA01# | | ±0.05pF | GRM0332C2A4R0BA01# | | | |
| | | | GRM0335C2A560JA01# | | ±0.1pF | GRM0332C2A4R0CA01# | | | |
| | 62pF | ±2% | GRM0335C2A620GA01# | 4.1pF | ±0.25pF | GRM0332C2A4R1WA01# | | | |
| | | | GRM0335C2A620JA01# | | ±0.05pF | GRM0332C2A4R1BA01# | | | |
| | | | GRM0335C2A620JA01# | | ±0.1pF | GRM0332C2A4R1CA01# | | | |
| | 68pF | ±2% | GRM0335C2A680GA01# | 4.0pF | ±0.25pF | GRM0332C2A4R0WA01# | | | |
| GRM0335C2A680JA01# | | | ±0.05pF | | GRM0332C2A4R0BA01# | | | | |
| GRM0335C2A680JA01# | | | ±0.1pF | | GRM0332C2A4R0CA01# | | | | |
| 75pF | ±2% | GRM0335C2A750GA01# | 4.1pF | ±0.25pF | GRM0332C2A4R1WA01# | | | | |
| | | GRM0335C2A750JA01# | | ±0.05pF | GRM0332C2A4R1BA01# | | | | |
| | | GRM0335C2A750JA01# | | ±0.1pF | GRM0332C2A4R1CA01# | | | | |
| 82pF | ±2% | GRM0335C2A820GA01# | 4.0pF | ±0.25pF | GRM0332C2A4R0WA01# | | | | |
| | | GRM0335C2A820JA01# | | ±0.05pF | GRM0332C2A4R0BA01# | | | | |
| | | GRM0335C2A820JA01# | | ±0.1pF | GRM0332C2A4R0CA01# | | | | |
| 91pF | ±2% | GRM0335C2A910GA01# | 4.1pF | ±0.25pF | GRM0332C2A4R1WA01# | | | | |
| | | GRM0335C2A910JA01# | | ±0.05pF | GRM0332C2A4R1BA01# | | | | |
| | | GRM0335C2A910JA01# | | ±0.1pF | GRM0332C2A4R1CA01# | | | | |
| 100pF | ±2% | GRM0335C2A101GA01# | 4.0pF | ±0.25pF | GRM0332C2A4R0WA01# | | | | |
| | | GRM0335C2A101JA01# | | ±0.05pF | GRM0332C2A4R0BA01# | | | | |
| | | GRM0335C2A101JA01# | | ±0.1pF | GRM0332C2A4R0CA01# | | | | |
| CH | 4.0pF | ±0.05pF | GRM0332C2A4R0WA01# | 4.0pF | ±0.05pF | GRM0332C2A4R0WA01# | | | |
| | | ±0.1pF | GRM0332C2A4R0BA01# | | ±0.1pF | GRM0332C2A4R0BA01# | | | |
| | | ±0.25pF | GRM0332C2A4R0CA01# | | ±0.25pF | GRM0332C2A4R0CA01# | | | |
| | | ±0.05pF | GRM0332C2A4R1WA01# | | ±0.05pF | GRM0332C2A4R1WA01# | | | |
| | | ±0.1pF | GRM0332C2A4R1BA01# | | ±0.1pF | GRM0332C2A4R1BA01# | | | |
| | | ±0.25pF | GRM0332C2A4R1CA01# | | ±0.25pF | GRM0332C2A4R1CA01# | | | |
| | 4.1pF | ±0.05pF | GRM0332C2A4R1WA01# | 4.1pF | ±0.05pF | GRM0332C2A4R1WA01# | | | |
| | | ±0.1pF | GRM0332C2A4R1BA01# | | ±0.1pF | GRM0332C2A4R1BA01# | | | |
| | | ±0.25pF | GRM0332C2A4R1CA01# | | ±0.25pF | GRM0332C2A4R1CA01# | | | |

Part number # indicates the package specification code.



GRM Series Temperature Compensating Type Part Number List

(→ 0.6×0.3mm)

| Rated Voltage | TC Code | Cap. | Tol. | Part Number | Rated Voltage | TC Code | Cap. | Tol. | Part Number |
|---------------|---------|--------|--------------------|--------------------|---------------|---------|--------------------|---------|--------------------|
| 100Vdc | CH | 5.7pF | ±0.5pF | GRM0332C2A5R7DA01# | 100Vdc | CH | 7.1pF | ±0.1pF | GRM0332C2A7R1BA01# |
| | | | ±0.05pF | GRM0332C2A5R8WA01# | | | | ±0.25pF | GRM0332C2A7R1CA01# |
| | | | ±0.1pF | GRM0332C2A5R8BA01# | | | | ±0.5pF | GRM0332C2A7R1DA01# |
| | | | ±0.25pF | GRM0332C2A5R8CA01# | | | | 7.2pF | ±0.05pF |
| | | ±0.5pF | GRM0332C2A5R8DA01# | ±0.1pF | | | GRM0332C2A7R2BA01# | | |
| | | 5.9pF | ±0.05pF | GRM0332C2A5R9WA01# | | | ±0.25pF | | GRM0332C2A7R2CA01# |
| | | | ±0.1pF | GRM0332C2A5R9BA01# | | | ±0.5pF | | GRM0332C2A7R2DA01# |
| | | | ±0.25pF | GRM0332C2A5R9CA01# | | | 7.3pF | ±0.05pF | GRM0332C2A7R3WA01# |
| | | | ±0.5pF | GRM0332C2A5R9DA01# | | | | ±0.1pF | GRM0332C2A7R3BA01# |
| | | 6.0pF | ±0.05pF | GRM0332C2A6R0WA01# | | | | ±0.25pF | GRM0332C2A7R3CA01# |
| | | | ±0.1pF | GRM0332C2A6R0BA01# | | | | ±0.5pF | GRM0332C2A7R3DA01# |
| | | | ±0.25pF | GRM0332C2A6R0CA01# | | | 7.4pF | ±0.05pF | GRM0332C2A7R4WA01# |
| | | | ±0.5pF | GRM0332C2A6R0DA01# | | | | ±0.1pF | GRM0332C2A7R4BA01# |
| | | 6.1pF | ±0.05pF | GRM0332C2A6R1WA01# | | | | ±0.25pF | GRM0332C2A7R4CA01# |
| | | | ±0.1pF | GRM0332C2A6R1BA01# | | | | ±0.5pF | GRM0332C2A7R4DA01# |
| | | | ±0.25pF | GRM0332C2A6R1CA01# | | | 7.5pF | ±0.05pF | GRM0332C2A7R5WA01# |
| | | | ±0.5pF | GRM0332C2A6R1DA01# | | | | ±0.1pF | GRM0332C2A7R5BA01# |
| | | 6.2pF | ±0.05pF | GRM0332C2A6R2WA01# | | | | ±0.25pF | GRM0332C2A7R5CA01# |
| | | | ±0.1pF | GRM0332C2A6R2BA01# | | | | ±0.5pF | GRM0332C2A7R5DA01# |
| | | | ±0.25pF | GRM0332C2A6R2CA01# | | | 7.6pF | ±0.05pF | GRM0332C2A7R6WA01# |
| | | | ±0.5pF | GRM0332C2A6R2DA01# | | | | ±0.1pF | GRM0332C2A7R6BA01# |
| | | 6.3pF | ±0.05pF | GRM0332C2A6R3WA01# | | | | ±0.25pF | GRM0332C2A7R6CA01# |
| | | | ±0.1pF | GRM0332C2A6R3BA01# | | | | ±0.5pF | GRM0332C2A7R6DA01# |
| | | | ±0.25pF | GRM0332C2A6R3CA01# | | | 7.7pF | ±0.05pF | GRM0332C2A7R7WA01# |
| | | | ±0.5pF | GRM0332C2A6R3DA01# | | | | ±0.1pF | GRM0332C2A7R7BA01# |
| | | 6.4pF | ±0.05pF | GRM0332C2A6R4WA01# | | | | ±0.25pF | GRM0332C2A7R7CA01# |
| | | | ±0.1pF | GRM0332C2A6R4BA01# | | | | ±0.5pF | GRM0332C2A7R7DA01# |
| | | | ±0.25pF | GRM0332C2A6R4CA01# | | | 7.8pF | ±0.05pF | GRM0332C2A7R8WA01# |
| | | | ±0.5pF | GRM0332C2A6R4DA01# | | | | ±0.1pF | GRM0332C2A7R8BA01# |
| | | 6.5pF | ±0.05pF | GRM0332C2A6R5WA01# | | | | ±0.25pF | GRM0332C2A7R8CA01# |
| | | | ±0.1pF | GRM0332C2A6R5BA01# | | | | ±0.5pF | GRM0332C2A7R8DA01# |
| | | | ±0.25pF | GRM0332C2A6R5CA01# | | | 7.9pF | ±0.05pF | GRM0332C2A7R9WA01# |
| | | | ±0.5pF | GRM0332C2A6R5DA01# | | | | ±0.1pF | GRM0332C2A7R9BA01# |
| | | 6.6pF | ±0.05pF | GRM0332C2A6R6WA01# | | | | ±0.25pF | GRM0332C2A7R9CA01# |
| | | | ±0.1pF | GRM0332C2A6R6BA01# | | | | ±0.5pF | GRM0332C2A7R9DA01# |
| | | | ±0.25pF | GRM0332C2A6R6CA01# | | | 8.0pF | ±0.05pF | GRM0332C2A8R0WA01# |
| | | | ±0.5pF | GRM0332C2A6R6DA01# | | | | ±0.1pF | GRM0332C2A8R0BA01# |
| | | 6.7pF | ±0.05pF | GRM0332C2A6R7WA01# | | | | ±0.25pF | GRM0332C2A8R0CA01# |
| | | | ±0.1pF | GRM0332C2A6R7BA01# | | | | ±0.5pF | GRM0332C2A8R0DA01# |
| | | | ±0.25pF | GRM0332C2A6R7CA01# | | | 8.1pF | ±0.05pF | GRM0332C2A8R1WA01# |
| | | | ±0.5pF | GRM0332C2A6R7DA01# | | | | ±0.1pF | GRM0332C2A8R1BA01# |
| | | 6.8pF | ±0.05pF | GRM0332C2A6R8WA01# | | | | ±0.25pF | GRM0332C2A8R1CA01# |
| | | | ±0.1pF | GRM0332C2A6R8BA01# | | | | ±0.5pF | GRM0332C2A8R1DA01# |
| | | | ±0.25pF | GRM0332C2A6R8CA01# | | | 8.2pF | ±0.05pF | GRM0332C2A8R2WA01# |
| | | | ±0.5pF | GRM0332C2A6R8DA01# | | | | ±0.1pF | GRM0332C2A8R2BA01# |
| | | 6.9pF | ±0.05pF | GRM0332C2A6R9WA01# | | | | ±0.25pF | GRM0332C2A8R2CA01# |
| | | | ±0.1pF | GRM0332C2A6R9BA01# | | | | ±0.5pF | GRM0332C2A8R2DA01# |
| | | | ±0.25pF | GRM0332C2A6R9CA01# | | | 8.3pF | ±0.05pF | GRM0332C2A8R3WA01# |
| | | | ±0.5pF | GRM0332C2A6R9DA01# | | | | ±0.1pF | GRM0332C2A8R3BA01# |
| | | 7.0pF | ±0.05pF | GRM0332C2A7R0WA01# | | | | ±0.25pF | GRM0332C2A8R3CA01# |
| | | | ±0.1pF | GRM0332C2A7R0BA01# | | | | ±0.5pF | GRM0332C2A8R3DA01# |
| | | | ±0.25pF | GRM0332C2A7R0CA01# | | | 8.4pF | ±0.05pF | GRM0332C2A8R4WA01# |
| | | | ±0.5pF | GRM0332C2A7R0DA01# | | | | ±0.1pF | GRM0332C2A8R4BA01# |
| | | 7.1pF | ±0.05pF | GRM0332C2A7R1WA01# | | | | ±0.25pF | GRM0332C2A8R4CA01# |

- GRM
- GR3
- GRJ
- GR4
- GJM
- GQM
- GA2
- GA3 GB
- GA3 GD
- GA3 GF
- LLL
- LLA
- LLM
- LLR
- NFM
- GJ4
- ZRA
- ZRB
- KRM
- KR3
- GMA
- GMD
- ⚠Caution /Notice

Part number # indicates the package specification code.

GRM Series Temperature Compensating Type Part Number List

(→ 0.6×0.3mm)

| Rated Voltage | TC Code | Cap. | Tol. | Part Number | Rated Voltage | TC Code | Cap. | Tol. | Part Number |
|---------------|---------|---------|--------------------|--------------------|---------------|---------|--------|--------------------|--------------------|
| 100Vdc | CH | 8.4pF | ±0.5pF | GRM0332C2A8R4DA01# | 100Vdc | CH | 9.8pF | ±0.1pF | GRM0332C2A9R8BA01# |
| | | | ±0.05pF | GRM0332C2A8R5WA01# | | | | ±0.25pF | GRM0332C2A9R8CA01# |
| | | 8.5pF | ±0.1pF | GRM0332C2A8R5BA01# | | | ±0.5pF | GRM0332C2A9R8DA01# | |
| | | | ±0.25pF | GRM0332C2A8R5CA01# | | | 9.9pF | ±0.05pF | GRM0332C2A9R9WA01# |
| | | | ±0.5pF | GRM0332C2A8R5DA01# | | | | ±0.1pF | GRM0332C2A9R9BA01# |
| | | | 8.6pF | ±0.05pF | | | | GRM0332C2A8R6WA01# | ±0.25pF |
| | | ±0.1pF | | GRM0332C2A8R6BA01# | | | ±0.5pF | GRM0332C2A9R9DA01# | |
| | | ±0.25pF | | GRM0332C2A8R6CA01# | | | 10pF | ±2% | GRM0332C2A100GA01# |
| | | ±0.5pF | GRM0332C2A8R6DA01# | ±5% | | | | GRM0332C2A100JA01# | |
| | | 8.7pF | ±0.05pF | GRM0332C2A8R7WA01# | | | 11pF | ±2% | GRM0332C2A110GA01# |
| | | | ±0.1pF | GRM0332C2A8R7BA01# | | | | ±5% | GRM0332C2A110JA01# |
| | | | ±0.25pF | GRM0332C2A8R7CA01# | | | 12pF | ±2% | GRM0332C2A120GA01# |
| | | | ±0.5pF | GRM0332C2A8R7DA01# | | | | ±5% | GRM0332C2A120JA01# |
| | | 8.8pF | ±0.05pF | GRM0332C2A8R8WA01# | | | 13pF | ±2% | GRM0332C2A130GA01# |
| | | | ±0.1pF | GRM0332C2A8R8BA01# | | | | ±5% | GRM0332C2A130JA01# |
| | | | ±0.25pF | GRM0332C2A8R8CA01# | | | 15pF | ±2% | GRM0332C2A150GA01# |
| | | | ±0.5pF | GRM0332C2A8R8DA01# | | | | ±5% | GRM0332C2A150JA01# |
| | | 8.9pF | ±0.05pF | GRM0332C2A8R9WA01# | | | 16pF | ±2% | GRM0332C2A160GA01# |
| | | | ±0.1pF | GRM0332C2A8R9BA01# | | | | ±5% | GRM0332C2A160JA01# |
| | | | ±0.25pF | GRM0332C2A8R9CA01# | | | 18pF | ±2% | GRM0332C2A180GA01# |
| | | | ±0.5pF | GRM0332C2A8R9DA01# | | | | ±5% | GRM0332C2A180JA01# |
| | | 9.0pF | ±0.05pF | GRM0332C2A9R0WA01# | | | 20pF | ±2% | GRM0332C2A200GA01# |
| | | | ±0.1pF | GRM0332C2A9R0BA01# | | | | ±5% | GRM0332C2A200JA01# |
| | | | ±0.25pF | GRM0332C2A9R0CA01# | | | 22pF | ±2% | GRM0332C2A220GA01# |
| | | | ±0.5pF | GRM0332C2A9R0DA01# | | | | ±5% | GRM0332C2A220JA01# |
| | | 9.1pF | ±0.05pF | GRM0332C2A9R1WA01# | | | 24pF | ±2% | GRM0332C2A240GA01# |
| | | | ±0.1pF | GRM0332C2A9R1BA01# | | | | ±5% | GRM0332C2A240JA01# |
| | | | ±0.25pF | GRM0332C2A9R1CA01# | | | 27pF | ±2% | GRM0332C2A270GA01# |
| | | | ±0.5pF | GRM0332C2A9R1DA01# | | | | ±5% | GRM0332C2A270JA01# |
| | | 9.2pF | ±0.05pF | GRM0332C2A9R2WA01# | | | 30pF | ±2% | GRM0332C2A300GA01# |
| | | | ±0.1pF | GRM0332C2A9R2BA01# | | | | ±5% | GRM0332C2A300JA01# |
| | | | ±0.25pF | GRM0332C2A9R2CA01# | | | 33pF | ±2% | GRM0332C2A330GA01# |
| | | | ±0.5pF | GRM0332C2A9R2DA01# | | | | ±5% | GRM0332C2A330JA01# |
| | | 9.3pF | ±0.05pF | GRM0332C2A9R3WA01# | | | 36pF | ±2% | GRM0332C2A360GA01# |
| | | | ±0.1pF | GRM0332C2A9R3BA01# | | | | ±5% | GRM0332C2A360JA01# |
| | | | ±0.25pF | GRM0332C2A9R3CA01# | | | 39pF | ±2% | GRM0332C2A390GA01# |
| | | | ±0.5pF | GRM0332C2A9R3DA01# | | | | ±5% | GRM0332C2A390JA01# |
| | | 9.4pF | ±0.05pF | GRM0332C2A9R4WA01# | | | 43pF | ±2% | GRM0332C2A430GA01# |
| | | | ±0.1pF | GRM0332C2A9R4BA01# | | | | ±5% | GRM0332C2A430JA01# |
| | | | ±0.25pF | GRM0332C2A9R4CA01# | | | 47pF | ±2% | GRM0332C2A470GA01# |
| | | | ±0.5pF | GRM0332C2A9R4DA01# | | | | ±5% | GRM0332C2A470JA01# |
| | | 9.5pF | ±0.05pF | GRM0332C2A9R5WA01# | | | 51pF | ±2% | GRM0332C2A510GA01# |
| | | | ±0.1pF | GRM0332C2A9R5BA01# | | | | ±5% | GRM0332C2A510JA01# |
| | | | ±0.25pF | GRM0332C2A9R5CA01# | | | 56pF | ±2% | GRM0332C2A560GA01# |
| | | | ±0.5pF | GRM0332C2A9R5DA01# | | | | ±5% | GRM0332C2A560JA01# |
| | | 9.6pF | ±0.05pF | GRM0332C2A9R6WA01# | | | 62pF | ±2% | GRM0332C2A620GA01# |
| | | | ±0.1pF | GRM0332C2A9R6BA01# | | | | ±5% | GRM0332C2A620JA01# |
| | | | ±0.25pF | GRM0332C2A9R6CA01# | | | 68pF | ±2% | GRM0332C2A680GA01# |
| | | | ±0.5pF | GRM0332C2A9R6DA01# | | | | ±5% | GRM0332C2A680JA01# |
| | | 9.7pF | ±0.05pF | GRM0332C2A9R7WA01# | | | 75pF | ±2% | GRM0332C2A750GA01# |
| | | | ±0.1pF | GRM0332C2A9R7BA01# | | | | ±5% | GRM0332C2A750JA01# |
| | | | ±0.25pF | GRM0332C2A9R7CA01# | | | 82pF | ±2% | GRM0332C2A820GA01# |
| | | | ±0.5pF | GRM0332C2A9R7DA01# | | | | ±5% | GRM0332C2A820JA01# |
| | | 9.8pF | ±0.05pF | GRM0332C2A9R8WA01# | | | 91pF | ±2% | GRM0332C2A910GA01# |

Part number # indicates the package specification code.

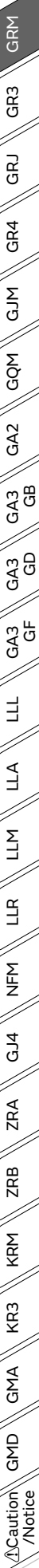
GRM
 GR3
 GRJ
 GR4
 GJM
 GQM
 GA2
 GA3 GB
 GA3 GD
 GA3 GF
 LLL
 LLA
 LLM
 LLR
 NFM
 GJ4
 ZRA
 ZRB
 KRM
 KR3
 GMA
 GMD
 △Caution /Notice

GRM Series Temperature Compensating Type Part Number List

(→ 0.6×0.3mm)

| Rated Voltage | TC Code | Cap. | Tol. | Part Number | Rated Voltage | TC Code | Cap. | Tol. | Part Number | |
|---------------|---------|---------|--------------------|--------------------|---------------|--------------------|---------|--------------------|--------------------|--------------------|
| 100Vdc | CH | 91pF | ±5% | GRM0332C2A910JA01# | 100Vdc | CJ | 3.8pF | ±0.05pF | GRM0333C2A3R8WA01# | |
| | | 100pF | ±2% | GRM0332C2A101GA01# | | | | ±0.1pF | GRM0333C2A3R8BA01# | |
| | | | ±5% | GRM0332C2A101JA01# | | | | ±0.25pF | GRM0333C2A3R8CA01# | |
| | CJ | 2.1pF | ±0.05pF | GRM0333C2A2R1WA01# | | | ±0.05pF | GRM0333C2A3R9WA01# | | |
| | | | ±0.1pF | GRM0333C2A2R1BA01# | | | ±0.1pF | GRM0333C2A3R9BA01# | | |
| | | | ±0.25pF | GRM0333C2A2R1CA01# | | | ±0.25pF | GRM0333C2A3R9CA01# | | |
| | | 2.2pF | ±0.05pF | GRM0333C2A2R2WA01# | | | CK | 0.10pF | ±0.05pF | GRM0334C2AR10WA01# |
| | | | ±0.1pF | GRM0333C2A2R2BA01# | | | | | ±0.05pF | GRM0334C2AR20WA01# |
| | | | ±0.25pF | GRM0333C2A2R2CA01# | | | | | ±0.1pF | GRM0334C2AR20BA01# |
| | | 2.3pF | ±0.05pF | GRM0333C2A2R3WA01# | | | | ±0.05pF | GRM0334C2AR30WA01# | |
| | | | ±0.1pF | GRM0333C2A2R3BA01# | | | | ±0.1pF | GRM0334C2AR30BA01# | |
| | | | ±0.25pF | GRM0333C2A2R3CA01# | | | | ±0.05pF | GRM0334C2AR40WA01# | |
| | | 2.4pF | ±0.05pF | GRM0333C2A2R4WA01# | | | | ±0.1pF | GRM0334C2AR40BA01# | |
| | | | ±0.1pF | GRM0333C2A2R4BA01# | | | | ±0.05pF | GRM0334C2AR50WA01# | |
| | | | ±0.25pF | GRM0333C2A2R4CA01# | | | | ±0.1pF | GRM0334C2AR50BA01# | |
| | | 2.5pF | ±0.05pF | GRM0333C2A2R5WA01# | | | | ±0.05pF | GRM0334C2AR60WA01# | |
| | | | ±0.1pF | GRM0333C2A2R5BA01# | | | | ±0.1pF | GRM0334C2AR60BA01# | |
| | | | ±0.25pF | GRM0333C2A2R5CA01# | | | | ±0.05pF | GRM0334C2AR70WA01# | |
| | | 2.6pF | ±0.05pF | GRM0333C2A2R6WA01# | | | | ±0.1pF | GRM0334C2AR70BA01# | |
| | | | ±0.1pF | GRM0333C2A2R6BA01# | | | | ±0.05pF | GRM0334C2AR80WA01# | |
| | | | ±0.25pF | GRM0333C2A2R6CA01# | | | | ±0.1pF | GRM0334C2AR80BA01# | |
| | | 2.7pF | ±0.05pF | GRM0333C2A2R7WA01# | | | | ±0.05pF | GRM0334C2AR90WA01# | |
| | | | ±0.1pF | GRM0333C2A2R7BA01# | | | | ±0.1pF | GRM0334C2AR90BA01# | |
| | | | ±0.25pF | GRM0333C2A2R7CA01# | | | | ±0.05pF | GRM0334C2A1R0WA01# | |
| | | 2.8pF | ±0.05pF | GRM0333C2A2R8WA01# | | | | ±0.1pF | GRM0334C2A1R0BA01# | |
| | | | ±0.1pF | GRM0333C2A2R8BA01# | | | | ±0.25pF | GRM0334C2A1R0CA01# | |
| | | | ±0.25pF | GRM0333C2A2R8CA01# | | | | ±0.05pF | GRM0334C2A1R1WA01# | |
| | | 2.9pF | ±0.05pF | GRM0333C2A2R9WA01# | | ±0.1pF | | GRM0334C2A1R1BA01# | | |
| | | | ±0.1pF | GRM0333C2A2R9BA01# | | ±0.25pF | | GRM0334C2A1R1CA01# | | |
| | | | ±0.25pF | GRM0333C2A2R9CA01# | | ±0.05pF | | GRM0334C2A1R2WA01# | | |
| | 3.0pF | ±0.05pF | GRM0333C2A3R0WA01# | ±0.1pF | | GRM0334C2A1R2BA01# | | | | |
| | | ±0.1pF | GRM0333C2A3R0BA01# | ±0.25pF | | GRM0334C2A1R2CA01# | | | | |
| | | ±0.25pF | GRM0333C2A3R0CA01# | ±0.05pF | | GRM0334C2A1R3WA01# | | | | |
| | 3.1pF | ±0.05pF | GRM0333C2A3R1WA01# | ±0.1pF | | GRM0334C2A1R3BA01# | | | | |
| | | ±0.1pF | GRM0333C2A3R1BA01# | ±0.25pF | | GRM0334C2A1R3CA01# | | | | |
| | | ±0.25pF | GRM0333C2A3R1CA01# | ±0.05pF | | GRM0334C2A1R4WA01# | | | | |
| | 3.2pF | ±0.05pF | GRM0333C2A3R2WA01# | ±0.1pF | | GRM0334C2A1R4BA01# | | | | |
| | | ±0.1pF | GRM0333C2A3R2BA01# | ±0.25pF | | GRM0334C2A1R4CA01# | | | | |
| | | ±0.25pF | GRM0333C2A3R2CA01# | ±0.05pF | | GRM0334C2A1R5WA01# | | | | |
| | 3.3pF | ±0.05pF | GRM0333C2A3R3WA01# | ±0.1pF | | GRM0334C2A1R5BA01# | | | | |
| | | ±0.1pF | GRM0333C2A3R3BA01# | ±0.25pF | | GRM0334C2A1R5CA01# | | | | |
| | | ±0.25pF | GRM0333C2A3R3CA01# | ±0.05pF | | GRM0334C2A1R6WA01# | | | | |
| | 3.4pF | ±0.05pF | GRM0333C2A3R4WA01# | ±0.1pF | | GRM0334C2A1R6BA01# | | | | |
| | | ±0.1pF | GRM0333C2A3R4BA01# | ±0.25pF | | GRM0334C2A1R6CA01# | | | | |
| | | ±0.25pF | GRM0333C2A3R4CA01# | ±0.05pF | | GRM0334C2A1R7WA01# | | | | |
| | 3.5pF | ±0.05pF | GRM0333C2A3R5WA01# | ±0.1pF | | GRM0334C2A1R7BA01# | | | | |
| | | ±0.1pF | GRM0333C2A3R5BA01# | ±0.25pF | | GRM0334C2A1R7CA01# | | | | |
| | | ±0.25pF | GRM0333C2A3R5CA01# | ±0.05pF | | GRM0334C2A1R8WA01# | | | | |
| | 3.6pF | ±0.05pF | GRM0333C2A3R6WA01# | ±0.1pF | | GRM0334C2A1R8BA01# | | | | |
| | | ±0.1pF | GRM0333C2A3R6BA01# | ±0.25pF | | GRM0334C2A1R8CA01# | | | | |
| | | ±0.25pF | GRM0333C2A3R6CA01# | ±0.05pF | | GRM0334C2A1R9WA01# | | | | |
| | 3.7pF | ±0.05pF | GRM0333C2A3R7WA01# | ±0.1pF | | GRM0334C2A1R9BA01# | | | | |
| | | ±0.1pF | GRM0333C2A3R7BA01# | ±0.25pF | | GRM0334C2A1R9CA01# | | | | |
| | | ±0.25pF | GRM0333C2A3R7CA01# | ±0.05pF | | GRM0334C2A2R0WA01# | | | | |

Part number # indicates the package specification code.

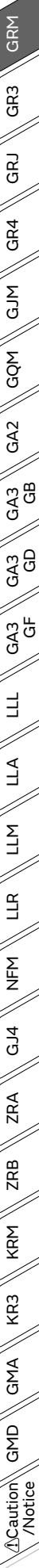


GRM Series Temperature Compensating Type Part Number List

(→ 0.6×0.3mm)

| Rated Voltage | TC Code | Cap. | Tol. | Part Number | Rated Voltage | TC Code | Cap. | Tol. | Part Number | |
|---------------|---------|--------|---------|--------------------|---------------|---------|-------|---------|--------------------|--------------------|
| 100Vdc | CK | 2.0pF | ±0.1pF | GRM0334C2A2R0BA01# | 50Vdc | COG | 2.1pF | ±0.25pF | GRM0335C1H2R1CA01# | |
| | | | ±0.25pF | GRM0334C2A2R0CA01# | | | | ±0.05pF | GRM0335C1H2R2WA01# | |
| 50Vdc | COG | 0.10pF | ±0.05pF | GRM0335C1HR10WA01# | 2.2pF | | | ±0.1pF | GRM0335C1H2R2BA01# | |
| | | | ±0.05pF | GRM0335C1HR20WA01# | | | | ±0.25pF | GRM0335C1H2R2CA01# | |
| | | 0.20pF | ±0.05pF | GRM0335C1HR30WA01# | 2.3pF | | | | ±0.1pF | GRM0335C1H2R3WA01# |
| | | | ±0.1pF | GRM0335C1HR30BA01# | | | | | ±0.05pF | GRM0335C1H2R3BA01# |
| | | 0.30pF | ±0.05pF | GRM0335C1HR40WA01# | 2.4pF | | | | ±0.1pF | GRM0335C1H2R4WA01# |
| | | | ±0.1pF | GRM0335C1HR40BA01# | | | | | ±0.05pF | GRM0335C1H2R4BA01# |
| | | 0.40pF | ±0.05pF | GRM0335C1HR50WA01# | 2.5pF | | | | ±0.1pF | GRM0335C1H2R4CA01# |
| | | | ±0.1pF | GRM0335C1HR50BA01# | | | | | ±0.05pF | GRM0335C1H2R5WA01# |
| | | 0.50pF | ±0.05pF | GRM0335C1HR60WA01# | 2.6pF | | | | ±0.1pF | GRM0335C1H2R5BA01# |
| | | | ±0.1pF | GRM0335C1HR60BA01# | | | | | ±0.25pF | GRM0335C1H2R5CA01# |
| | | 0.60pF | ±0.05pF | GRM0335C1HR70WA01# | 2.7pF | | | | ±0.05pF | GRM0335C1H2R6WA01# |
| | | | ±0.1pF | GRM0335C1HR70BA01# | | | | | ±0.1pF | GRM0335C1H2R6BA01# |
| | | 0.70pF | ±0.05pF | GRM0335C1HR80WA01# | 2.8pF | | | | ±0.1pF | GRM0335C1H2R6CA01# |
| | | | ±0.1pF | GRM0335C1HR80BA01# | | | | | ±0.05pF | GRM0335C1H2R7WA01# |
| | | 0.80pF | ±0.05pF | GRM0335C1HR90WA01# | 2.9pF | | | | ±0.1pF | GRM0335C1H2R7BA01# |
| | | | ±0.1pF | GRM0335C1HR90BA01# | | | | | ±0.25pF | GRM0335C1H2R7CA01# |
| | | 0.90pF | ±0.05pF | GRM0335C1H1R0WA01# | 3.0pF | | | | ±0.25pF | GRM0335C1H3R0WA01# |
| | | | ±0.1pF | GRM0335C1H1R0BA01# | | | | | ±0.05pF | GRM0335C1H3R0BA01# |
| | | 1.0pF | ±0.05pF | GRM0335C1H1R1WA01# | 3.1pF | | | | ±0.1pF | GRM0335C1H3R0CA01# |
| | | | ±0.1pF | GRM0335C1H1R1BA01# | | | | | ±0.05pF | GRM0335C1H3R1WA01# |
| | | 1.1pF | ±0.05pF | GRM0335C1H1R2WA01# | 3.2pF | | | | ±0.1pF | GRM0335C1H3R1BA01# |
| | | | ±0.1pF | GRM0335C1H1R2BA01# | | | | | ±0.25pF | GRM0335C1H3R1CA01# |
| | | 1.2pF | ±0.05pF | GRM0335C1H1R3WA01# | 3.3pF | | | | ±0.25pF | GRM0335C1H3R2WA01# |
| | | | ±0.1pF | GRM0335C1H1R3BA01# | | | | | ±0.05pF | GRM0335C1H3R2BA01# |
| | | 1.3pF | ±0.05pF | GRM0335C1H1R4WA01# | 3.4pF | | | | ±0.1pF | GRM0335C1H3R2CA01# |
| | | | ±0.1pF | GRM0335C1H1R4BA01# | | | | | ±0.05pF | GRM0335C1H3R3WA01# |
| | | 1.4pF | ±0.05pF | GRM0335C1H1R5WA01# | 3.5pF | | | | ±0.1pF | GRM0335C1H3R3BA01# |
| | | | ±0.1pF | GRM0335C1H1R5BA01# | | | | | ±0.25pF | GRM0335C1H3R3CA01# |
| | | 1.5pF | ±0.05pF | GRM0335C1H1R6WA01# | 3.6pF | | | | ±0.25pF | GRM0335C1H3R4WA01# |
| | | | ±0.1pF | GRM0335C1H1R6BA01# | | | | | ±0.05pF | GRM0335C1H3R4BA01# |
| | | 1.6pF | ±0.05pF | GRM0335C1H1R7WA01# | 3.7pF | | | | ±0.1pF | GRM0335C1H3R4CA01# |
| | | | ±0.1pF | GRM0335C1H1R7BA01# | | | | | ±0.05pF | GRM0335C1H3R5WA01# |
| | | 1.7pF | ±0.05pF | GRM0335C1H1R8WA01# | 3.8pF | | | | ±0.1pF | GRM0335C1H3R5BA01# |
| | | | ±0.1pF | GRM0335C1H1R8BA01# | | | | | ±0.25pF | GRM0335C1H3R5CA01# |
| | | 1.8pF | ±0.05pF | GRM0335C1H1R9WA01# | 3.9pF | | | | ±0.25pF | GRM0335C1H3R6WA01# |
| | | | ±0.1pF | GRM0335C1H1R9BA01# | | | | | ±0.05pF | GRM0335C1H3R6BA01# |
| | | 1.9pF | ±0.05pF | GRM0335C1H2R0WA01# | | | | | ±0.1pF | GRM0335C1H3R6CA01# |
| | | | ±0.1pF | GRM0335C1H2R0BA01# | | | | | ±0.05pF | GRM0335C1H3R7WA01# |
| | | 2.0pF | ±0.05pF | GRM0335C1H2R1WA01# | | | | | ±0.1pF | GRM0335C1H3R7BA01# |
| | | | ±0.1pF | GRM0335C1H2R1BA01# | | | | | ±0.25pF | GRM0335C1H3R7CA01# |
| | | 2.1pF | ±0.05pF | GRM0335C1H2R2WA01# | | | | | ±0.25pF | GRM0335C1H3R8WA01# |
| | | | ±0.1pF | GRM0335C1H2R2BA01# | | | | | ±0.05pF | GRM0335C1H3R8BA01# |
| | | | | | | | | | ±0.1pF | GRM0335C1H3R8CA01# |
| | | | | | | | | | ±0.25pF | GRM0335C1H3R9WA01# |
| | | | | | | | | | ±0.1pF | GRM0335C1H3R9BA01# |

Part number # indicates the package specification code.



GRM Series Temperature Compensating Type Part Number List

(→ 0.6×0.3mm)

| Rated Voltage | TC Code | Cap. | Tol. | Part Number | Rated Voltage | TC Code | Cap. | Tol. | Part Number | | |
|---------------|---------|---------|--------------------|--------------------|---------------|---------|--------------------|--------------------|--------------------|---------|--------------------|
| 50Vdc | COG | 3.9pF | ±0.25pF | GRM0335C1H3R9CA01# | 50Vdc | COG | 5.6pF | ±0.05pF | GRM0335C1H5R6WA01# | | |
| | | | ±0.05pF | GRM0335C1H4R0WA01# | | | | ±0.1pF | GRM0335C1H5R6BA01# | | |
| | | | ±0.1pF | GRM0335C1H4R0BA01# | | | | ±0.25pF | GRM0335C1H5R6CA01# | | |
| | | ±0.25pF | GRM0335C1H4R0CA01# | ±0.5pF | | | GRM0335C1H5R6DA01# | | | | |
| | | 4.1pF | ±0.05pF | GRM0335C1H4R1WA01# | | | 5.7pF | ±0.05pF | GRM0335C1H5R7WA01# | | |
| | | | ±0.1pF | GRM0335C1H4R1BA01# | | | | ±0.1pF | GRM0335C1H5R7BA01# | | |
| | | | ±0.25pF | GRM0335C1H4R1CA01# | | | | ±0.25pF | GRM0335C1H5R7CA01# | | |
| | | 4.2pF | ±0.05pF | GRM0335C1H4R2WA01# | | | ±0.5pF | GRM0335C1H5R7DA01# | 5.8pF | ±0.05pF | GRM0335C1H5R8WA01# |
| | | | ±0.1pF | GRM0335C1H4R2BA01# | | | ±0.1pF | GRM0335C1H5R8BA01# | | ±0.1pF | GRM0335C1H5R8BA01# |
| | | | ±0.25pF | GRM0335C1H4R2CA01# | | | ±0.25pF | GRM0335C1H5R8CA01# | | ±0.25pF | GRM0335C1H5R8CA01# |
| | | 4.3pF | ±0.05pF | GRM0335C1H4R3WA01# | | | ±0.5pF | GRM0335C1H5R8DA01# | 5.9pF | ±0.05pF | GRM0335C1H5R9WA01# |
| | | | ±0.1pF | GRM0335C1H4R3BA01# | | | ±0.1pF | GRM0335C1H5R9BA01# | | ±0.1pF | GRM0335C1H5R9BA01# |
| | | | ±0.25pF | GRM0335C1H4R3CA01# | | | ±0.25pF | GRM0335C1H5R9CA01# | | ±0.25pF | GRM0335C1H5R9CA01# |
| | | 4.4pF | ±0.05pF | GRM0335C1H4R4WA01# | | | ±0.5pF | GRM0335C1H5R9DA01# | 6.0pF | ±0.05pF | GRM0335C1H6R0WA01# |
| | | | ±0.1pF | GRM0335C1H4R4BA01# | | | ±0.1pF | GRM0335C1H6R0BA01# | | ±0.1pF | GRM0335C1H6R0BA01# |
| | | | ±0.25pF | GRM0335C1H4R4CA01# | | | ±0.25pF | GRM0335C1H6R0CA01# | | ±0.25pF | GRM0335C1H6R0CA01# |
| | | 4.5pF | ±0.05pF | GRM0335C1H4R5WA01# | | | ±0.5pF | GRM0335C1H6R0DA01# | 6.1pF | ±0.05pF | GRM0335C1H6R1WA01# |
| | | | ±0.1pF | GRM0335C1H4R5BA01# | | | ±0.1pF | GRM0335C1H6R1BA01# | | ±0.1pF | GRM0335C1H6R1BA01# |
| | | | ±0.25pF | GRM0335C1H4R5CA01# | | | ±0.25pF | GRM0335C1H6R1CA01# | | ±0.25pF | GRM0335C1H6R1CA01# |
| | | 4.6pF | ±0.05pF | GRM0335C1H4R6WA01# | | | ±0.5pF | GRM0335C1H6R1DA01# | 6.2pF | ±0.05pF | GRM0335C1H6R2WA01# |
| | | | ±0.1pF | GRM0335C1H4R6BA01# | | | ±0.1pF | GRM0335C1H6R2BA01# | | ±0.1pF | GRM0335C1H6R2BA01# |
| | | | ±0.25pF | GRM0335C1H4R6CA01# | | | ±0.25pF | GRM0335C1H6R2CA01# | | ±0.25pF | GRM0335C1H6R2CA01# |
| | | 4.7pF | ±0.05pF | GRM0335C1H4R7WA01# | | | ±0.5pF | GRM0335C1H6R2DA01# | 6.3pF | ±0.05pF | GRM0335C1H6R3WA01# |
| | | | ±0.1pF | GRM0335C1H4R7BA01# | | | ±0.1pF | GRM0335C1H6R3BA01# | | ±0.1pF | GRM0335C1H6R3BA01# |
| | | | ±0.25pF | GRM0335C1H4R7CA01# | | | ±0.25pF | GRM0335C1H6R3CA01# | | ±0.25pF | GRM0335C1H6R3CA01# |
| | | 4.8pF | ±0.05pF | GRM0335C1H4R8WA01# | | | ±0.5pF | GRM0335C1H6R3DA01# | 6.4pF | ±0.05pF | GRM0335C1H6R4WA01# |
| | | | ±0.1pF | GRM0335C1H4R8BA01# | | | ±0.1pF | GRM0335C1H6R4BA01# | | ±0.1pF | GRM0335C1H6R4BA01# |
| | | | ±0.25pF | GRM0335C1H4R8CA01# | | | ±0.25pF | GRM0335C1H6R4CA01# | | ±0.25pF | GRM0335C1H6R4CA01# |
| | | 4.9pF | ±0.05pF | GRM0335C1H4R9WA01# | | | ±0.5pF | GRM0335C1H6R4DA01# | 6.5pF | ±0.05pF | GRM0335C1H6R5WA01# |
| | | | ±0.1pF | GRM0335C1H4R9BA01# | | | ±0.1pF | GRM0335C1H6R5BA01# | | ±0.1pF | GRM0335C1H6R5BA01# |
| | | | ±0.25pF | GRM0335C1H4R9CA01# | | | ±0.25pF | GRM0335C1H6R5CA01# | | ±0.25pF | GRM0335C1H6R5CA01# |
| | | 5.0pF | ±0.05pF | GRM0335C1H5R0WA01# | | | ±0.5pF | GRM0335C1H6R5DA01# | 6.6pF | ±0.05pF | GRM0335C1H6R6WA01# |
| | | | ±0.1pF | GRM0335C1H5R0BA01# | | | ±0.1pF | GRM0335C1H6R6BA01# | | ±0.1pF | GRM0335C1H6R6BA01# |
| | | | ±0.25pF | GRM0335C1H5R0CA01# | | | ±0.25pF | GRM0335C1H6R6CA01# | | ±0.25pF | GRM0335C1H6R6CA01# |
| | | 5.1pF | ±0.05pF | GRM0335C1H5R1WA01# | | | ±0.5pF | GRM0335C1H6R6DA01# | 6.7pF | ±0.05pF | GRM0335C1H6R7WA01# |
| | | | ±0.1pF | GRM0335C1H5R1BA01# | | | ±0.1pF | GRM0335C1H6R7BA01# | | ±0.1pF | GRM0335C1H6R7BA01# |
| | | | ±0.25pF | GRM0335C1H5R1CA01# | | | ±0.25pF | GRM0335C1H6R7CA01# | | ±0.25pF | GRM0335C1H6R7CA01# |
| | | 5.2pF | ±0.05pF | GRM0335C1H5R2WA01# | | | ±0.5pF | GRM0335C1H6R7DA01# | 6.8pF | ±0.05pF | GRM0335C1H6R8WA01# |
| | | | ±0.1pF | GRM0335C1H5R2BA01# | | | ±0.1pF | GRM0335C1H6R8BA01# | | ±0.1pF | GRM0335C1H6R8BA01# |
| | | | ±0.25pF | GRM0335C1H5R2CA01# | | | ±0.25pF | GRM0335C1H6R8CA01# | | ±0.25pF | GRM0335C1H6R8CA01# |
| | | 5.3pF | ±0.05pF | GRM0335C1H5R3WA01# | | | ±0.5pF | GRM0335C1H6R8DA01# | 6.9pF | ±0.05pF | GRM0335C1H6R9WA01# |
| | | | ±0.1pF | GRM0335C1H5R3BA01# | | | ±0.1pF | GRM0335C1H6R9BA01# | | ±0.1pF | GRM0335C1H6R9BA01# |
| | | | ±0.25pF | GRM0335C1H5R3CA01# | | | ±0.25pF | GRM0335C1H6R9CA01# | | ±0.25pF | GRM0335C1H6R9CA01# |
| | | 5.4pF | ±0.05pF | GRM0335C1H5R4WA01# | | | ±0.5pF | GRM0335C1H5R5WA01# | | ±0.05pF | GRM0335C1H5R5WA01# |
| | | | ±0.1pF | GRM0335C1H5R4BA01# | | | ±0.1pF | GRM0335C1H5R5BA01# | | ±0.1pF | GRM0335C1H5R5BA01# |
| | | | ±0.25pF | GRM0335C1H5R4CA01# | | | ±0.25pF | GRM0335C1H5R5CA01# | | ±0.25pF | GRM0335C1H5R5CA01# |
| | | 5.5pF | ±0.05pF | GRM0335C1H5R5WA01# | | | ±0.5pF | GRM0335C1H5R5DA01# | | ±0.05pF | GRM0335C1H5R5DA01# |
| | | | ±0.1pF | GRM0335C1H5R5BA01# | | | ±0.1pF | GRM0335C1H5R5CA01# | | ±0.1pF | GRM0335C1H5R5CA01# |
| | | | ±0.25pF | GRM0335C1H5R5CA01# | | | ±0.25pF | GRM0335C1H5R5DA01# | | ±0.25pF | GRM0335C1H5R5DA01# |

Part number # indicates the package specification code.

GRM
 GR3
 GRJ
 GR4
 GJM
 GQM
 GA2
 GA3 GB
 GA3 GD
 GA3 GF
 LLL
 LLA
 LLM
 LLR
 NFM
 GJ4
 ZRA
 ZRB
 KRM
 KR3
 GMA
 GMD
 △Caution /Notice

GRM Series Temperature Compensating Type Part Number List

(→ 0.6×0.3mm)

| Rated Voltage | TC Code | Cap. | Tol. | Part Number | Rated Voltage | TC Code | Cap. | Tol. | Part Number |
|---------------|--------------------|--------|--------------------|--------------------|--------------------|---------|---------|--------------------|--------------------|
| 50Vdc | COG | 6.9pF | ±0.25pF | GRM0335C1H6R9CA01# | 50Vdc | COG | 8.3pF | ±0.05pF | GRM0335C1H8R3WA01# |
| | | | ±0.5pF | GRM0335C1H6R9DA01# | | | | ±0.1pF | GRM0335C1H8R3BA01# |
| | | 7.0pF | ±0.05pF | GRM0335C1H7R0WA01# | | | ±0.25pF | GRM0335C1H8R3CA01# | |
| | | | ±0.1pF | GRM0335C1H7R0BA01# | | | ±0.5pF | GRM0335C1H8R3DA01# | |
| | | | ±0.25pF | GRM0335C1H7R0CA01# | | | 8.4pF | ±0.05pF | GRM0335C1H8R4WA01# |
| | | | ±0.5pF | GRM0335C1H7R0DA01# | | | | ±0.1pF | GRM0335C1H8R4BA01# |
| | | 7.1pF | ±0.05pF | GRM0335C1H7R1WA01# | | | | ±0.25pF | GRM0335C1H8R4CA01# |
| | | | ±0.1pF | GRM0335C1H7R1BA01# | | | ±0.5pF | GRM0335C1H8R4DA01# | |
| | | | ±0.25pF | GRM0335C1H7R1CA01# | | | 8.5pF | ±0.05pF | GRM0335C1H8R5WA01# |
| | | ±0.5pF | GRM0335C1H7R1DA01# | ±0.1pF | | | | GRM0335C1H8R5BA01# | |
| | | 7.2pF | ±0.05pF | GRM0335C1H7R2WA01# | | | | ±0.25pF | GRM0335C1H8R5CA01# |
| | | | ±0.1pF | GRM0335C1H7R2BA01# | | | ±0.5pF | GRM0335C1H8R5DA01# | |
| | | | ±0.25pF | GRM0335C1H7R2CA01# | | | 8.6pF | ±0.05pF | GRM0335C1H8R6WA01# |
| | | | ±0.5pF | GRM0335C1H7R2DA01# | | | | ±0.1pF | GRM0335C1H8R6BA01# |
| | | 7.3pF | ±0.05pF | GRM0335C1H7R3WA01# | | | | ±0.25pF | GRM0335C1H8R6CA01# |
| | | | ±0.1pF | GRM0335C1H7R3BA01# | | | ±0.5pF | GRM0335C1H8R6DA01# | |
| | | | ±0.25pF | GRM0335C1H7R3CA01# | | | 8.7pF | ±0.05pF | GRM0335C1H8R7WA01# |
| | | | ±0.5pF | GRM0335C1H7R3DA01# | | | | ±0.1pF | GRM0335C1H8R7BA01# |
| | | 7.4pF | ±0.05pF | GRM0335C1H7R4WA01# | | | | ±0.25pF | GRM0335C1H8R7CA01# |
| | | | ±0.1pF | GRM0335C1H7R4BA01# | | | ±0.5pF | GRM0335C1H8R7DA01# | |
| | | | ±0.25pF | GRM0335C1H7R4CA01# | | | 8.8pF | ±0.05pF | GRM0335C1H8R8WA01# |
| | | | ±0.5pF | GRM0335C1H7R4DA01# | | | | ±0.1pF | GRM0335C1H8R8BA01# |
| | | 7.5pF | ±0.05pF | GRM0335C1H7R5WA01# | | | | ±0.25pF | GRM0335C1H8R8CA01# |
| | | | ±0.1pF | GRM0335C1H7R5BA01# | | | ±0.5pF | GRM0335C1H8R8DA01# | |
| | | | ±0.25pF | GRM0335C1H7R5CA01# | | | 8.9pF | ±0.05pF | GRM0335C1H8R9WA01# |
| | | | ±0.5pF | GRM0335C1H7R5DA01# | | | | ±0.1pF | GRM0335C1H8R9BA01# |
| | | 7.6pF | ±0.05pF | GRM0335C1H7R6WA01# | | | | ±0.25pF | GRM0335C1H8R9CA01# |
| | | | ±0.1pF | GRM0335C1H7R6BA01# | | | ±0.5pF | GRM0335C1H8R9DA01# | |
| | | | ±0.25pF | GRM0335C1H7R6CA01# | | | 9.0pF | ±0.05pF | GRM0335C1H9R0WA01# |
| | | | ±0.5pF | GRM0335C1H7R6DA01# | | | | ±0.1pF | GRM0335C1H9R0BA01# |
| | | 7.7pF | ±0.05pF | GRM0335C1H7R7WA01# | | | | ±0.25pF | GRM0335C1H9R0CA01# |
| | | | ±0.1pF | GRM0335C1H7R7BA01# | | | ±0.5pF | GRM0335C1H9R0DA01# | |
| | | | ±0.25pF | GRM0335C1H7R7CA01# | | | 9.1pF | ±0.05pF | GRM0335C1H9R1WA01# |
| | | | ±0.5pF | GRM0335C1H7R7DA01# | | | | ±0.1pF | GRM0335C1H9R1BA01# |
| | | 7.8pF | ±0.05pF | GRM0335C1H7R8WA01# | | | | ±0.25pF | GRM0335C1H9R1CA01# |
| | | | ±0.1pF | GRM0335C1H7R8BA01# | | | ±0.5pF | GRM0335C1H9R1DA01# | |
| | | | ±0.25pF | GRM0335C1H7R8CA01# | | | 9.2pF | ±0.05pF | GRM0335C1H9R2WA01# |
| | | | ±0.5pF | GRM0335C1H7R8DA01# | | | | ±0.1pF | GRM0335C1H9R2BA01# |
| | | 7.9pF | ±0.05pF | GRM0335C1H7R9WA01# | | | | ±0.25pF | GRM0335C1H9R2CA01# |
| | | | ±0.1pF | GRM0335C1H7R9BA01# | | | ±0.5pF | GRM0335C1H9R2DA01# | |
| | | | ±0.25pF | GRM0335C1H7R9CA01# | | | 9.3pF | ±0.05pF | GRM0335C1H9R3WA01# |
| | | | ±0.5pF | GRM0335C1H7R9DA01# | | | | ±0.1pF | GRM0335C1H9R3BA01# |
| | | 8.0pF | ±0.05pF | GRM0335C1H8R0WA01# | | | | ±0.25pF | GRM0335C1H9R3CA01# |
| | | | ±0.1pF | GRM0335C1H8R0BA01# | | | ±0.5pF | GRM0335C1H9R3DA01# | |
| | | | ±0.25pF | GRM0335C1H8R0CA01# | | | 9.4pF | ±0.05pF | GRM0335C1H9R4WA01# |
| | | | ±0.5pF | GRM0335C1H8R0DA01# | | | | ±0.1pF | GRM0335C1H9R4BA01# |
| | | 8.1pF | ±0.05pF | GRM0335C1H8R1WA01# | | | | ±0.25pF | GRM0335C1H9R4CA01# |
| | | | ±0.1pF | GRM0335C1H8R1BA01# | | | ±0.5pF | GRM0335C1H9R4DA01# | |
| | | | ±0.25pF | GRM0335C1H8R1CA01# | | | 9.5pF | ±0.05pF | GRM0335C1H9R5WA01# |
| | | | ±0.5pF | GRM0335C1H8R1DA01# | | | | ±0.1pF | GRM0335C1H9R5BA01# |
| | | 8.2pF | ±0.05pF | GRM0335C1H8R2WA01# | | | | ±0.25pF | GRM0335C1H9R5CA01# |
| | | | ±0.1pF | GRM0335C1H8R2BA01# | | | ±0.5pF | GRM0335C1H9R5DA01# | |
| ±0.25pF | GRM0335C1H8R2CA01# | | 9.6pF | ±0.05pF | GRM0335C1H9R6WA01# | | | | |
| ±0.5pF | GRM0335C1H8R2DA01# | | | ±0.1pF | GRM0335C1H9R6BA01# | | | | |

- GRM
- GR3
- GRJ
- GR4
- GJM
- GQM
- GA2
- GA3 GB
- GA3 GD
- GA3 GF
- LLL
- LLA
- LLM
- LLR
- NFM
- GJ4
- ZRA
- ZRB
- KRM
- KR3
- GMA
- GMD
- ⚠Caution /Notice

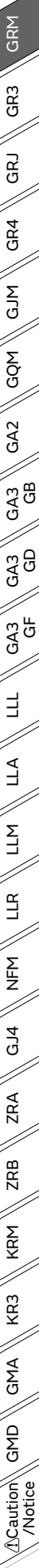
Part number # indicates the package specification code.

GRM Series Temperature Compensating Type Part Number List

(→ 0.6×0.3mm)

| Rated Voltage | TC Code | Cap. | Tol. | Part Number | Rated Voltage | TC Code | Cap. | Tol. | Part Number |
|---------------|--------------------|--------------------|--------------------|--------------------|--------------------|--------------------|--------------------|--------------------|--------------------|
| 50Vdc | COG | 9.6pF | ±0.25pF | GRM0335C1H9R6CA01# | 50Vdc | COG | 47pF | ±1% | GRM0335C1H470FA01# |
| | | | ±0.5pF | GRM0335C1H9R6DA01# | | | | ±2% | GRM0335C1H470GA01# |
| | | 9.7pF | ±0.05pF | GRM0335C1H9R7WA01# | | | | ±5% | GRM0335C1H470JA01# |
| | | | ±0.1pF | GRM0335C1H9R7BA01# | | | 51pF | ±2% | GRM0335C1H510GA01# |
| | | | ±0.25pF | GRM0335C1H9R7CA01# | | | | ±5% | GRM0335C1H510JA01# |
| | | | ±0.5pF | GRM0335C1H9R7DA01# | | | 56pF | ±1% | GRM0335C1H560FA01# |
| | | 9.8pF | ±0.05pF | GRM0335C1H9R8WA01# | | | | ±2% | GRM0335C1H560GA01# |
| | | | ±0.1pF | GRM0335C1H9R8BA01# | | | | ±5% | GRM0335C1H560JA01# |
| | | | ±0.25pF | GRM0335C1H9R8CA01# | | | 62pF | ±2% | GRM0335C1H620GA01# |
| | | ±0.5pF | GRM0335C1H9R8DA01# | ±5% | | | | GRM0335C1H620JA01# | |
| | | 9.9pF | ±0.05pF | GRM0335C1H9R9WA01# | | | 68pF | ±1% | GRM0335C1H680FA01# |
| | | | ±0.1pF | GRM0335C1H9R9BA01# | | | | ±2% | GRM0335C1H680GA01# |
| | | | ±0.25pF | GRM0335C1H9R9CA01# | | | | ±5% | GRM0335C1H680JA01# |
| | | | ±0.5pF | GRM0335C1H9R9DA01# | | | 75pF | ±2% | GRM0335C1H750GA01# |
| | | 10pF | ±1% | GRM0335C1H100FA01# | | | | ±5% | GRM0335C1H750JA01# |
| | | | ±2% | GRM0335C1H100GA01# | | | 82pF | ±1% | GRM0335C1H820FA01# |
| | | | ±5% | GRM0335C1H100JA01# | | | | ±2% | GRM0335C1H820GA01# |
| | | 11pF | ±2% | GRM0335C1H110GA01# | | | | ±5% | GRM0335C1H820JA01# |
| | | | ±5% | GRM0335C1H110JA01# | | | 91pF | ±2% | GRM0335C1H910GA01# |
| | | 12pF | ±1% | GRM0335C1H120FA01# | | | | ±5% | GRM0335C1H910JA01# |
| | | | ±2% | GRM0335C1H120GA01# | | | | 100pF | ±1% |
| | | | ±5% | GRM0335C1H120JA01# | | | ±2% | | GRM0335C1H101GA01# |
| | | 13pF | ±2% | GRM0335C1H130GA01# | | | ±5% | | GRM0335C1H101JA01# |
| | | | ±5% | GRM0335C1H130JA01# | | | 110pF | ±2% | GRM0335C1H111GA01# |
| | | 15pF | ±1% | GRM0335C1H150FA01# | | | | ±5% | GRM0335C1H111JA01# |
| | | | ±2% | GRM0335C1H150GA01# | | | | 120pF | ±1% |
| | | | ±5% | GRM0335C1H150JA01# | | | ±2% | | GRM0335C1H121GA01# |
| | | 16pF | ±2% | GRM0335C1H160GA01# | | | ±5% | | GRM0335C1H121JA01# |
| | | | ±5% | GRM0335C1H160JA01# | | | 150pF | ±1% | GRM0335C1H151FA01# |
| | | 18pF | ±1% | GRM0335C1H180FA01# | | | | ±2% | GRM0335C1H151GA01# |
| | | | ±2% | GRM0335C1H180GA01# | | | | ±5% | GRM0335C1H151JA01# |
| | | | ±5% | GRM0335C1H180JA01# | | | 180pF | ±1% | GRM0335C1H181FA01# |
| | | 20pF | ±2% | GRM0335C1H200GA01# | | | | ±2% | GRM0335C1H181GA01# |
| | | | ±5% | GRM0335C1H200JA01# | | | | ±5% | GRM0335C1H181JA01# |
| | | | 22pF | ±1% | | | GRM0335C1H220FA01# | 220pF | ±1% |
| | | ±2% | | GRM0335C1H220GA01# | | | ±2% | | GRM0335C1H221GA01# |
| | | ±5% | | GRM0335C1H220JA01# | | | ±5% | | GRM0335C1H221JA01# |
| | | 24pF | ±2% | GRM0335C1H240GA01# | | | 270pF | ±2% | GRM0335C1H271GE01# |
| | | | ±5% | GRM0335C1H240JA01# | | | | ±5% | GRM0335C1H271JE01# |
| | | 27pF | ±1% | GRM0335C1H270FA01# | | | 330pF | ±2% | GRM0335C1H331GE01# |
| | | | ±2% | GRM0335C1H270GA01# | | | | ±5% | GRM0335C1H331JE01# |
| | | | ±5% | GRM0335C1H270JA01# | | | 390pF | ±2% | GRM0335C1H391GE01# |
| | | 30pF | ±2% | GRM0335C1H300GA01# | | | | ±5% | GRM0335C1H391JE01# |
| | | | ±5% | GRM0335C1H300JA01# | | | 470pF | ±2% | GRM0335C1H471GE01# |
| | | 33pF | ±1% | GRM0335C1H330FA01# | | | | ±5% | GRM0335C1H471JE01# |
| | | | ±2% | GRM0335C1H330GA01# | | | | 560pF | ±2% |
| | | | ±5% | GRM0335C1H330JA01# | | | ±5% | | GRM0335C1H561JE01# |
| | | 36pF | ±2% | GRM0335C1H360GA01# | | | 680pF | ±2% | GRM0335C1H681GE01# |
| ±5% | GRM0335C1H360JA01# | | ±5% | GRM0335C1H681JE01# | | | | | |
| 39pF | ±1% | GRM0335C1H390FA01# | 820pF | ±2% | GRM0335C1H821GE01# | | | | |
| | ±2% | GRM0335C1H390GA01# | | ±5% | GRM0335C1H821JE01# | | | | |
| | ±5% | GRM0335C1H390JA01# | | 1000pF | ±2% | GRM0335C1H102GE01# | | | |
| 43pF | ±2% | GRM0335C1H430GA01# | ±5% | | GRM0335C1H102JE01# | | | | |
| | ±5% | GRM0335C1H430JA01# | CH | 4.0pF | ±0.05pF | GRM0332C1H4R0WA01# | | | |

Part number # indicates the package specification code.



GRM Series Temperature Compensating Type Part Number List

(→ 0.6×0.3mm)

| Rated Voltage | TC Code | Cap. | Tol. | Part Number | Rated Voltage | TC Code | Cap. | Tol. | Part Number |
|---------------|---------|-------|---------|--------------------|---------------|---------|-------|---------|--------------------|
| 50Vdc | CH | 4.0pF | ±0.1pF | GRM0332C1H4R0BA01# | 50Vdc | CH | 5.6pF | ±0.25pF | GRM0332C1H5R6CA01# |
| | | | ±0.25pF | GRM0332C1H4R0CA01# | | | | ±0.5pF | GRM0332C1H5R6DA01# |
| | | 4.1pF | ±0.05pF | GRM0332C1H4R1WA01# | | | 5.7pF | ±0.05pF | GRM0332C1H5R7WA01# |
| | | | ±0.1pF | GRM0332C1H4R1BA01# | | | | ±0.1pF | GRM0332C1H5R7BA01# |
| | | | ±0.25pF | GRM0332C1H4R1CA01# | | | | ±0.25pF | GRM0332C1H5R7CA01# |
| | | 4.2pF | ±0.05pF | GRM0332C1H4R2WA01# | | | 5.8pF | ±0.05pF | GRM0332C1H5R8WA01# |
| | | | ±0.1pF | GRM0332C1H4R2BA01# | | | | ±0.1pF | GRM0332C1H5R8BA01# |
| | | | ±0.25pF | GRM0332C1H4R2CA01# | | | | ±0.25pF | GRM0332C1H5R8CA01# |
| | | 4.3pF | ±0.05pF | GRM0332C1H4R3WA01# | | | 5.9pF | ±0.05pF | GRM0332C1H5R9WA01# |
| | | | ±0.1pF | GRM0332C1H4R3BA01# | | | | ±0.1pF | GRM0332C1H5R9BA01# |
| | | | ±0.25pF | GRM0332C1H4R3CA01# | | | | ±0.25pF | GRM0332C1H5R9CA01# |
| | | 4.4pF | ±0.05pF | GRM0332C1H4R4WA01# | | | 6.0pF | ±0.05pF | GRM0332C1H6R0WA01# |
| | | | ±0.1pF | GRM0332C1H4R4BA01# | | | | ±0.1pF | GRM0332C1H6R0BA01# |
| | | | ±0.25pF | GRM0332C1H4R4CA01# | | | | ±0.25pF | GRM0332C1H6R0CA01# |
| | | 4.5pF | ±0.05pF | GRM0332C1H4R5WA01# | | | 6.1pF | ±0.05pF | GRM0332C1H6R1WA01# |
| | | | ±0.1pF | GRM0332C1H4R5BA01# | | | | ±0.1pF | GRM0332C1H6R1BA01# |
| | | | ±0.25pF | GRM0332C1H4R5CA01# | | | | ±0.25pF | GRM0332C1H6R1CA01# |
| | | 4.6pF | ±0.05pF | GRM0332C1H4R6WA01# | | | 6.2pF | ±0.05pF | GRM0332C1H6R2WA01# |
| | | | ±0.1pF | GRM0332C1H4R6BA01# | | | | ±0.1pF | GRM0332C1H6R2BA01# |
| | | | ±0.25pF | GRM0332C1H4R6CA01# | | | | ±0.25pF | GRM0332C1H6R2CA01# |
| | | 4.7pF | ±0.05pF | GRM0332C1H4R7WA01# | | | 6.3pF | ±0.05pF | GRM0332C1H6R3WA01# |
| | | | ±0.1pF | GRM0332C1H4R7BA01# | | | | ±0.1pF | GRM0332C1H6R3BA01# |
| | | | ±0.25pF | GRM0332C1H4R7CA01# | | | | ±0.25pF | GRM0332C1H6R3CA01# |
| | | 4.8pF | ±0.05pF | GRM0332C1H4R8WA01# | | | 6.4pF | ±0.05pF | GRM0332C1H6R4WA01# |
| | | | ±0.1pF | GRM0332C1H4R8BA01# | | | | ±0.1pF | GRM0332C1H6R4BA01# |
| | | | ±0.25pF | GRM0332C1H4R8CA01# | | | | ±0.25pF | GRM0332C1H6R4CA01# |
| | | 4.9pF | ±0.05pF | GRM0332C1H4R9WA01# | | | 6.5pF | ±0.05pF | GRM0332C1H6R5WA01# |
| | | | ±0.1pF | GRM0332C1H4R9BA01# | | | | ±0.1pF | GRM0332C1H6R5BA01# |
| | | | ±0.25pF | GRM0332C1H4R9CA01# | | | | ±0.25pF | GRM0332C1H6R5CA01# |
| | | 5.0pF | ±0.05pF | GRM0332C1H5R0WA01# | | | 6.6pF | ±0.05pF | GRM0332C1H6R6WA01# |
| | | | ±0.1pF | GRM0332C1H5R0BA01# | | | | ±0.1pF | GRM0332C1H6R6BA01# |
| | | | ±0.25pF | GRM0332C1H5R0CA01# | | | | ±0.25pF | GRM0332C1H6R6CA01# |
| | | 5.1pF | ±0.05pF | GRM0332C1H5R1WA01# | | | 6.7pF | ±0.05pF | GRM0332C1H6R7WA01# |
| | | | ±0.1pF | GRM0332C1H5R1BA01# | | | | ±0.1pF | GRM0332C1H6R7BA01# |
| | | | ±0.25pF | GRM0332C1H5R1CA01# | | | | ±0.25pF | GRM0332C1H6R7CA01# |
| | | | ±0.5pF | GRM0332C1H5R1DA01# | | | | ±0.5pF | GRM0332C1H6R7DA01# |
| | | 5.2pF | ±0.05pF | GRM0332C1H5R2WA01# | | | 6.8pF | ±0.05pF | GRM0332C1H6R8WA01# |
| | | | ±0.1pF | GRM0332C1H5R2BA01# | | | | ±0.1pF | GRM0332C1H6R8BA01# |
| | | | ±0.25pF | GRM0332C1H5R2CA01# | | | | ±0.25pF | GRM0332C1H6R8CA01# |
| | | | ±0.5pF | GRM0332C1H5R2DA01# | | | | ±0.5pF | GRM0332C1H6R8DA01# |
| | | 5.3pF | ±0.05pF | GRM0332C1H5R3WA01# | | | 6.9pF | ±0.05pF | GRM0332C1H6R9WA01# |
| | | | ±0.1pF | GRM0332C1H5R3BA01# | | | | ±0.1pF | GRM0332C1H6R9BA01# |
| | | | ±0.25pF | GRM0332C1H5R3CA01# | | | | ±0.25pF | GRM0332C1H6R9CA01# |
| | | | ±0.5pF | GRM0332C1H5R3DA01# | | | | ±0.5pF | GRM0332C1H6R9DA01# |
| | | 5.4pF | ±0.05pF | GRM0332C1H5R4WA01# | | | | | |
| | | | ±0.1pF | GRM0332C1H5R4BA01# | | | | | |
| | | | ±0.25pF | GRM0332C1H5R4CA01# | | | | | |
| | | | ±0.5pF | GRM0332C1H5R4DA01# | | | | | |
| | | 5.5pF | ±0.05pF | GRM0332C1H5R5WA01# | | | | | |
| | | | ±0.1pF | GRM0332C1H5R5BA01# | | | | | |
| | | | ±0.25pF | GRM0332C1H5R5CA01# | | | | | |
| | | | ±0.5pF | GRM0332C1H5R5DA01# | | | | | |
| | | 5.6pF | ±0.05pF | GRM0332C1H5R6WA01# | | | | | |
| | | | ±0.1pF | GRM0332C1H5R6BA01# | | | | | |

- GRM
- GR3
- GRJ
- GR4
- GJM
- GQM
- GA2
- GA3 GB
- GA3 GD
- GA3 GF
- LLL
- LLA
- LLM
- LLR
- NFM
- GJ4
- ZRA
- ZRB
- KRM
- KR3
- GMA
- GMD
- ⚠Caution /Notice

Part number # indicates the package specification code.

GRM Series Temperature Compensating Type Part Number List

(→ 0.6×0.3mm)

| Rated Voltage | TC Code | Cap. | Tol. | Part Number | Rated Voltage | TC Code | Cap. | Tol. | Part Number | |
|---------------|---------|-------|---------|--------------------|---------------|---------|---------|---------|--------------------|--------------------|
| 50Vdc | CH | 7.0pF | ±0.05pF | GRM0332C1H7R0WA01# | 50Vdc | CH | 8.3pF | ±0.25pF | GRM0332C1H8R3CA01# | |
| | | | ±0.1pF | GRM0332C1H7R0BA01# | | | | ±0.5pF | GRM0332C1H8R3DA01# | |
| | | | ±0.25pF | GRM0332C1H7R0CA01# | | | | 8.4pF | ±0.05pF | GRM0332C1H8R4WA01# |
| | | | ±0.5pF | GRM0332C1H7R0DA01# | | | | | ±0.1pF | GRM0332C1H8R4BA01# |
| | | 7.1pF | ±0.05pF | GRM0332C1H7R1WA01# | | | ±0.25pF | | GRM0332C1H8R4CA01# | |
| | | | ±0.1pF | GRM0332C1H7R1BA01# | | | ±0.5pF | | GRM0332C1H8R4DA01# | |
| | | | ±0.25pF | GRM0332C1H7R1CA01# | | | 8.5pF | ±0.05pF | GRM0332C1H8R5WA01# | |
| | | | ±0.5pF | GRM0332C1H7R1DA01# | | | | ±0.1pF | GRM0332C1H8R5BA01# | |
| | | 7.2pF | ±0.05pF | GRM0332C1H7R2WA01# | | | | ±0.25pF | GRM0332C1H8R5CA01# | |
| | | | ±0.1pF | GRM0332C1H7R2BA01# | | | | ±0.5pF | GRM0332C1H8R5DA01# | |
| | | | ±0.25pF | GRM0332C1H7R2CA01# | | | 8.6pF | ±0.05pF | GRM0332C1H8R6WA01# | |
| | | | ±0.5pF | GRM0332C1H7R2DA01# | | | | ±0.1pF | GRM0332C1H8R6BA01# | |
| | | 7.3pF | ±0.05pF | GRM0332C1H7R3WA01# | | | | ±0.25pF | GRM0332C1H8R6CA01# | |
| | | | ±0.1pF | GRM0332C1H7R3BA01# | | | | ±0.5pF | GRM0332C1H8R6DA01# | |
| | | | ±0.25pF | GRM0332C1H7R3CA01# | | | 8.7pF | ±0.05pF | GRM0332C1H8R7WA01# | |
| | | | ±0.5pF | GRM0332C1H7R3DA01# | | | | ±0.1pF | GRM0332C1H8R7BA01# | |
| | | 7.4pF | ±0.05pF | GRM0332C1H7R4WA01# | | | | ±0.25pF | GRM0332C1H8R7CA01# | |
| | | | ±0.1pF | GRM0332C1H7R4BA01# | | | | ±0.5pF | GRM0332C1H8R7DA01# | |
| | | | ±0.25pF | GRM0332C1H7R4CA01# | | | 8.8pF | ±0.05pF | GRM0332C1H8R8WA01# | |
| | | | ±0.5pF | GRM0332C1H7R4DA01# | | | | ±0.1pF | GRM0332C1H8R8BA01# | |
| | | 7.5pF | ±0.05pF | GRM0332C1H7R5WA01# | | | | ±0.25pF | GRM0332C1H8R8CA01# | |
| | | | ±0.1pF | GRM0332C1H7R5BA01# | | | | ±0.5pF | GRM0332C1H8R8DA01# | |
| | | | ±0.25pF | GRM0332C1H7R5CA01# | | | 8.9pF | ±0.05pF | GRM0332C1H8R9WA01# | |
| | | | ±0.5pF | GRM0332C1H7R5DA01# | | | | ±0.1pF | GRM0332C1H8R9BA01# | |
| | | 7.6pF | ±0.05pF | GRM0332C1H7R6WA01# | | | | ±0.25pF | GRM0332C1H8R9CA01# | |
| | | | ±0.1pF | GRM0332C1H7R6BA01# | | | | ±0.5pF | GRM0332C1H8R9DA01# | |
| | | | ±0.25pF | GRM0332C1H7R6CA01# | | | 9.0pF | ±0.05pF | GRM0332C1H9R0WA01# | |
| | | | ±0.5pF | GRM0332C1H7R6DA01# | | | | ±0.1pF | GRM0332C1H9R0BA01# | |
| | | 7.7pF | ±0.05pF | GRM0332C1H7R7WA01# | | | | ±0.25pF | GRM0332C1H9R0CA01# | |
| | | | ±0.1pF | GRM0332C1H7R7BA01# | | | | ±0.5pF | GRM0332C1H9R0DA01# | |
| | | | ±0.25pF | GRM0332C1H7R7CA01# | | | 9.1pF | ±0.05pF | GRM0332C1H9R1WA01# | |
| | | | ±0.5pF | GRM0332C1H7R7DA01# | | | | ±0.1pF | GRM0332C1H9R1BA01# | |
| | | 7.8pF | ±0.05pF | GRM0332C1H7R8WA01# | | | | ±0.25pF | GRM0332C1H9R1CA01# | |
| | | | ±0.1pF | GRM0332C1H7R8BA01# | | | | ±0.5pF | GRM0332C1H9R1DA01# | |
| | | | ±0.25pF | GRM0332C1H7R8CA01# | | | 9.2pF | ±0.05pF | GRM0332C1H9R2WA01# | |
| | | | ±0.5pF | GRM0332C1H7R8DA01# | | | | ±0.1pF | GRM0332C1H9R2BA01# | |
| | | 7.9pF | ±0.05pF | GRM0332C1H7R9WA01# | | | | ±0.25pF | GRM0332C1H9R2CA01# | |
| | | | ±0.1pF | GRM0332C1H7R9BA01# | | | | ±0.5pF | GRM0332C1H9R2DA01# | |
| | | | ±0.25pF | GRM0332C1H7R9CA01# | | | 9.3pF | ±0.05pF | GRM0332C1H9R3WA01# | |
| | | | ±0.5pF | GRM0332C1H7R9DA01# | | | | ±0.1pF | GRM0332C1H9R3BA01# | |
| | | 8.0pF | ±0.05pF | GRM0332C1H8R0WA01# | | | | ±0.25pF | GRM0332C1H9R3CA01# | |
| | | | ±0.1pF | GRM0332C1H8R0BA01# | | | | ±0.5pF | GRM0332C1H9R3DA01# | |
| | | | ±0.25pF | GRM0332C1H8R0CA01# | | | 9.4pF | ±0.05pF | GRM0332C1H9R4WA01# | |
| | | | ±0.5pF | GRM0332C1H8R0DA01# | | | | ±0.1pF | GRM0332C1H9R4BA01# | |
| | | 8.1pF | ±0.05pF | GRM0332C1H8R1WA01# | | | | ±0.25pF | GRM0332C1H9R4CA01# | |
| | | | ±0.1pF | GRM0332C1H8R1BA01# | | | | ±0.5pF | GRM0332C1H9R4DA01# | |
| | | | ±0.25pF | GRM0332C1H8R1CA01# | | | 9.5pF | ±0.05pF | GRM0332C1H9R5WA01# | |
| | | | ±0.5pF | GRM0332C1H8R1DA01# | | | | ±0.1pF | GRM0332C1H9R5BA01# | |
| | | 8.2pF | ±0.05pF | GRM0332C1H8R2WA01# | | | | ±0.25pF | GRM0332C1H9R5CA01# | |
| | | | ±0.1pF | GRM0332C1H8R2BA01# | | | | ±0.5pF | GRM0332C1H9R5DA01# | |
| | | | ±0.25pF | GRM0332C1H8R2CA01# | | | 9.6pF | ±0.05pF | GRM0332C1H9R6WA01# | |
| | | | ±0.5pF | GRM0332C1H8R2DA01# | | | | ±0.1pF | GRM0332C1H9R6BA01# | |
| | | 8.3pF | ±0.05pF | GRM0332C1H8R3WA01# | | | | ±0.25pF | GRM0332C1H9R6CA01# | |
| | | | ±0.1pF | GRM0332C1H8R3BA01# | | | | ±0.5pF | GRM0332C1H9R6DA01# | |

- GRM
- GR3
- GRJ
- GR4
- GJM
- GQM
- GQZ
- GA2
- GA3
- GA3
- GA3
- GA3
- LLL
- LLA
- LLM
- LLR
- NFM
- GJ4
- ZRA
- ZRB
- KRM
- KR3
- GMA
- GMD
- ⚠Caution / Notice

Part number # indicates the package specification code.

GRM Series Temperature Compensating Type Part Number List

(→ 0.6×0.3mm)

| Rated Voltage | TC Code | Cap. | Tol. | Part Number | Rated Voltage | TC Code | Cap. | Tol. | Part Number | |
|---------------|---------|--------------------|---------|--------------------|---------------|---------|---------|---------|--------------------|--------------------|
| 50Vdc | CH | 9.7pF | ±0.05pF | GRM0332C1H9R7WA01# | 50Vdc | CH | 75pF | ±2% | GRM0332C1H750GA01# | |
| | | | ±0.1pF | GRM0332C1H9R7BA01# | | | | ±5% | GRM0332C1H750JA01# | |
| | | | ±0.25pF | GRM0332C1H9R7CA01# | | | | 82pF | ±2% | GRM0332C1H820GA01# |
| | | | ±0.5pF | GRM0332C1H9R7DA01# | | | | | ±5% | GRM0332C1H820JA01# |
| | | 9.8pF | ±0.05pF | GRM0332C1H9R8WA01# | | | 91pF | ±2% | GRM0332C1H910GA01# | |
| | | | ±0.1pF | GRM0332C1H9R8BA01# | | | | ±5% | GRM0332C1H910JA01# | |
| | | | ±0.25pF | GRM0332C1H9R8CA01# | | | 100pF | ±2% | GRM0332C1H101GA01# | |
| | | | ±0.5pF | GRM0332C1H9R8DA01# | | | | ±5% | GRM0332C1H101JA01# | |
| | | 9.9pF | ±0.05pF | GRM0332C1H9R9WA01# | | | 110pF | ±2% | GRM0332C1H111GA01# | |
| | | | ±0.1pF | GRM0332C1H9R9BA01# | | | | ±5% | GRM0332C1H111JA01# | |
| | | | ±0.25pF | GRM0332C1H9R9CA01# | | | 120pF | ±2% | GRM0332C1H121GA01# | |
| | | | ±0.5pF | GRM0332C1H9R9DA01# | | | | ±5% | GRM0332C1H121JA01# | |
| | | 10pF | ±2% | GRM0332C1H100GA01# | | | 150pF | ±2% | GRM0332C1H151GA01# | |
| | | | ±5% | GRM0332C1H100JA01# | | | | ±5% | GRM0332C1H151JA01# | |
| | | 11pF | ±2% | GRM0332C1H110GA01# | | | | 180pF | ±2% | GRM0332C1H181GA01# |
| | | | ±5% | GRM0332C1H110JA01# | | | ±5% | | GRM0332C1H181JA01# | |
| | | 12pF | ±2% | GRM0332C1H120GA01# | | | 220pF | | ±2% | GRM0332C1H221GA01# |
| | | | ±5% | GRM0332C1H120JA01# | | | | ±5% | GRM0332C1H221JA01# | |
| | | 13pF | ±2% | GRM0332C1H130GA01# | | | | CJ | 2.1pF | ±0.05pF |
| | | | ±5% | GRM0332C1H130JA01# | | | ±0.1pF | | | GRM0333C1H2R1BA01# |
| | | 15pF | ±2% | GRM0332C1H150GA01# | | | ±0.25pF | | | GRM0333C1H2R1CA01# |
| | | | ±5% | GRM0332C1H150JA01# | | | 2.2pF | ±0.05pF | GRM0333C1H2R2WA01# | |
| | | 16pF | ±2% | GRM0332C1H160GA01# | | | | ±0.1pF | GRM0333C1H2R2BA01# | |
| | | | ±5% | GRM0332C1H160JA01# | | | | ±0.25pF | GRM0333C1H2R2CA01# | |
| | | 18pF | ±2% | GRM0332C1H180GA01# | | | 2.3pF | ±0.05pF | GRM0333C1H2R3WA01# | |
| | | | ±5% | GRM0332C1H180JA01# | | | | ±0.1pF | GRM0333C1H2R3BA01# | |
| | | 20pF | ±2% | GRM0332C1H200GA01# | | | | ±0.25pF | GRM0333C1H2R3CA01# | |
| | | | ±5% | GRM0332C1H200JA01# | | | 2.4pF | ±0.05pF | GRM0333C1H2R4WA01# | |
| | | 22pF | ±2% | GRM0332C1H220GA01# | | | | ±0.1pF | GRM0333C1H2R4BA01# | |
| | | | ±5% | GRM0332C1H220JA01# | | | | ±0.25pF | GRM0333C1H2R4CA01# | |
| | | 24pF | ±2% | GRM0332C1H240GA01# | | | 2.5pF | ±0.05pF | GRM0333C1H2R5WA01# | |
| | | | ±5% | GRM0332C1H240JA01# | | | | ±0.1pF | GRM0333C1H2R5BA01# | |
| | | 27pF | ±2% | GRM0332C1H270GA01# | | | | ±0.25pF | GRM0333C1H2R5CA01# | |
| | | | ±5% | GRM0332C1H270JA01# | | | 2.6pF | ±0.05pF | GRM0333C1H2R6WA01# | |
| | | 30pF | ±2% | GRM0332C1H300GA01# | | | | ±0.1pF | GRM0333C1H2R6BA01# | |
| | | | ±5% | GRM0332C1H300JA01# | | | | ±0.25pF | GRM0333C1H2R6CA01# | |
| | | 33pF | ±2% | GRM0332C1H330GA01# | | | 2.7pF | ±0.05pF | GRM0333C1H2R7WA01# | |
| | | | ±5% | GRM0332C1H330JA01# | | | | ±0.1pF | GRM0333C1H2R7BA01# | |
| | | 36pF | ±2% | GRM0332C1H360GA01# | | | | ±0.25pF | GRM0333C1H2R7CA01# | |
| | | | ±5% | GRM0332C1H360JA01# | | | 2.8pF | ±0.05pF | GRM0333C1H2R8WA01# | |
| | | 39pF | ±2% | GRM0332C1H390GA01# | | | | ±0.1pF | GRM0333C1H2R8BA01# | |
| | | | ±5% | GRM0332C1H390JA01# | | | | ±0.25pF | GRM0333C1H2R8CA01# | |
| | | 43pF | ±2% | GRM0332C1H430GA01# | | | 2.9pF | ±0.05pF | GRM0333C1H2R9WA01# | |
| | | | ±5% | GRM0332C1H430JA01# | | | | ±0.1pF | GRM0333C1H2R9BA01# | |
| | | 47pF | ±2% | GRM0332C1H470GA01# | | | | ±0.25pF | GRM0333C1H2R9CA01# | |
| | | | ±5% | GRM0332C1H470JA01# | | | 3.0pF | ±0.05pF | GRM0333C1H3R0WA01# | |
| | | 51pF | ±2% | GRM0332C1H510GA01# | | | | ±0.1pF | GRM0333C1H3R0BA01# | |
| | | | ±5% | GRM0332C1H510JA01# | | | | ±0.25pF | GRM0333C1H3R0CA01# | |
| | | 56pF | ±2% | GRM0332C1H560GA01# | | | 3.1pF | ±0.05pF | GRM0333C1H3R1WA01# | |
| | | | ±5% | GRM0332C1H560JA01# | | | | ±0.1pF | GRM0333C1H3R1BA01# | |
| | | 62pF | ±2% | GRM0332C1H620GA01# | | | | ±0.25pF | GRM0333C1H3R1CA01# | |
| | | | ±5% | GRM0332C1H620JA01# | | | 3.2pF | ±0.05pF | GRM0333C1H3R2WA01# | |
| 68pF | ±2% | GRM0332C1H680GA01# | ±0.1pF | GRM0333C1H3R2BA01# | | | | | | |
| | ±5% | GRM0332C1H680JA01# | ±0.25pF | GRM0333C1H3R2CA01# | | | | | | |

- GRM
- GR3
- GRJ
- GR4
- GJM
- GQM
- GA2
- GA3 GB
- GA3 GD
- GA3 GF
- LLL
- LLA
- LLM
- LLR
- NFM
- GJ4
- ZRA
- ZRB
- KRM
- KR3
- GMA
- GMD
- ⚠Caution /Notice

Part number # indicates the package specification code.

GRM Series Temperature Compensating Type Part Number List

(→ 0.6×0.3mm)

| Rated Voltage | TC Code | Cap. | Tol. | Part Number | Rated Voltage | TC Code | Cap. | Tol. | Part Number | | |
|---------------|---------|--------------------|--------------------|--------------------|--------------------|--------------------|--------------------|---------|--------------------|--------------------|--------------------|
| 50Vdc | CJ | 3.3pF | ±0.05pF | GRM0333C1H3R3WA01# | 50Vdc | CK | 1.5pF | ±0.1pF | GRM0334C1H1R5BA01# | | |
| | | | ±0.1pF | GRM0333C1H3R3BA01# | | | | ±0.25pF | GRM0334C1H1R5CA01# | | |
| | | | ±0.25pF | GRM0333C1H3R3CA01# | | | | 1.6pF | ±0.05pF | GRM0334C1H1R6WA01# | |
| | | ±0.05pF | GRM0333C1H3R4WA01# | ±0.1pF | | | GRM0334C1H1R6BA01# | | | | |
| | | ±0.1pF | GRM0333C1H3R4BA01# | ±0.25pF | | | GRM0334C1H1R6CA01# | | | | |
| | | 3.4pF | ±0.05pF | GRM0333C1H3R4WA01# | | | 1.7pF | ±0.05pF | GRM0334C1H1R7WA01# | | |
| | | | ±0.1pF | GRM0333C1H3R4BA01# | | | | ±0.1pF | GRM0334C1H1R7BA01# | | |
| | | | ±0.25pF | GRM0333C1H3R4CA01# | | | | ±0.25pF | GRM0334C1H1R7CA01# | | |
| | | 3.5pF | ±0.05pF | GRM0333C1H3R5WA01# | | | 1.8pF | ±0.05pF | GRM0334C1H1R8WA01# | | |
| | | | ±0.1pF | GRM0333C1H3R5BA01# | | | | ±0.1pF | GRM0334C1H1R8BA01# | | |
| | | | ±0.25pF | GRM0333C1H3R5CA01# | | | | ±0.25pF | GRM0334C1H1R8CA01# | | |
| | | 3.6pF | ±0.05pF | GRM0333C1H3R6WA01# | | | 1.9pF | ±0.05pF | GRM0334C1H1R9WA01# | | |
| | | | ±0.1pF | GRM0333C1H3R6BA01# | | | | ±0.1pF | GRM0334C1H1R9BA01# | | |
| | | | ±0.25pF | GRM0333C1H3R6CA01# | | | | ±0.25pF | GRM0334C1H1R9CA01# | | |
| | | 3.7pF | ±0.05pF | GRM0333C1H3R7WA01# | | | 2.0pF | ±0.05pF | GRM0334C1H2R0WA01# | | |
| | | | ±0.1pF | GRM0333C1H3R7BA01# | | | | ±0.1pF | GRM0334C1H2R0BA01# | | |
| | | | ±0.25pF | GRM0333C1H3R7CA01# | | | | ±0.25pF | GRM0334C1H2R0CA01# | | |
| | | 3.8pF | ±0.05pF | GRM0333C1H3R8WA01# | | | 25Vdc | COG | 0.10pF | ±0.05pF | GRM0335C1ER10WA01# |
| | | | ±0.1pF | GRM0333C1H3R8BA01# | | | | | 0.20pF | ±0.05pF | GRM0335C1ER20WA01# |
| | | | ±0.25pF | GRM0333C1H3R8CA01# | | | | | ±0.1pF | GRM0335C1ER20BA01# | |
| | | 3.9pF | ±0.05pF | GRM0333C1H3R9WA01# | | | | | 0.30pF | ±0.05pF | GRM0335C1ER30WA01# |
| | | | ±0.1pF | GRM0333C1H3R9BA01# | | | | | ±0.1pF | GRM0335C1ER30BA01# | |
| | | | ±0.25pF | GRM0333C1H3R9CA01# | | | | | 0.40pF | ±0.05pF | GRM0335C1ER40WA01# |
| | | 0.10pF | ±0.05pF | GRM0334C1HR10WA01# | | | | | ±0.1pF | GRM0335C1ER40BA01# | |
| | | | ±0.25pF | GRM0334C1HR10CA01# | | | | | 0.50pF | ±0.05pF | GRM0335C1ER50WA01# |
| | | 0.20pF | ±0.05pF | GRM0334C1HR20WA01# | | | | | ±0.1pF | GRM0335C1ER50BA01# | |
| | | | ±0.1pF | GRM0334C1HR20BA01# | | | | | 0.60pF | ±0.05pF | GRM0335C1ER60WA01# |
| | | 0.30pF | ±0.05pF | GRM0334C1HR30WA01# | | | | | ±0.1pF | GRM0335C1ER60BA01# | |
| | | | ±0.1pF | GRM0334C1HR30BA01# | | | | | 0.70pF | ±0.05pF | GRM0335C1ER70WA01# |
| | | 0.40pF | ±0.05pF | GRM0334C1HR40WA01# | | | | | ±0.1pF | GRM0335C1ER70BA01# | |
| | | | ±0.1pF | GRM0334C1HR40BA01# | | | | | 0.80pF | ±0.05pF | GRM0335C1ER80WA01# |
| | | 0.50pF | ±0.05pF | GRM0334C1HR50WA01# | | | | | ±0.1pF | GRM0335C1ER80BA01# | |
| | | | ±0.1pF | GRM0334C1HR50BA01# | | | | | 0.90pF | ±0.05pF | GRM0335C1ER90WA01# |
| | | 0.60pF | ±0.05pF | GRM0334C1HR60WA01# | | | | | ±0.1pF | GRM0335C1ER90BA01# | |
| | | | ±0.1pF | GRM0334C1HR60BA01# | | | | | 1.0pF | ±0.05pF | GRM0335C1E1R0WA01# |
| | | 0.70pF | ±0.05pF | GRM0334C1HR70WA01# | | | | | ±0.1pF | GRM0335C1E1R0BA01# | |
| | ±0.1pF | | GRM0334C1HR70BA01# | ±0.25pF | GRM0335C1E1R0CA01# | | | | | | |
| | 0.80pF | ±0.05pF | GRM0334C1HR80WA01# | 1.1pF | ±0.05pF | GRM0335C1E1R1WA01# | | | | | |
| | | ±0.1pF | GRM0334C1HR80BA01# | ±0.1pF | GRM0335C1E1R1BA01# | | | | | | |
| | 0.90pF | ±0.05pF | GRM0334C1HR90WA01# | ±0.25pF | GRM0335C1E1R1CA01# | | | | | | |
| | | ±0.1pF | GRM0334C1HR90BA01# | 1.2pF | ±0.05pF | GRM0335C1E1R2WA01# | | | | | |
| | 1.0pF | ±0.05pF | GRM0334C1H1R0WA01# | ±0.1pF | GRM0335C1E1R2BA01# | | | | | | |
| | | ±0.1pF | GRM0334C1H1R0BA01# | ±0.25pF | GRM0335C1E1R2CA01# | | | | | | |
| | | ±0.25pF | GRM0334C1H1R0CA01# | 1.3pF | ±0.05pF | GRM0335C1E1R3WA01# | | | | | |
| | 1.1pF | ±0.05pF | GRM0334C1H1R1WA01# | ±0.1pF | GRM0335C1E1R3BA01# | | | | | | |
| ±0.1pF | | GRM0334C1H1R1BA01# | ±0.25pF | GRM0335C1E1R3CA01# | | | | | | | |
| ±0.25pF | | GRM0334C1H1R1CA01# | 1.4pF | ±0.05pF | GRM0335C1E1R4WA01# | | | | | | |
| 1.2pF | ±0.05pF | GRM0334C1H1R2WA01# | ±0.1pF | GRM0335C1E1R4BA01# | | | | | | | |
| | ±0.1pF | GRM0334C1H1R2BA01# | ±0.25pF | GRM0335C1E1R4CA01# | | | | | | | |
| | ±0.25pF | GRM0334C1H1R2CA01# | 1.5pF | ±0.05pF | GRM0335C1E1R5WA01# | | | | | | |
| 1.3pF | ±0.05pF | GRM0334C1H1R3WA01# | ±0.1pF | GRM0335C1E1R5BA01# | | | | | | | |
| | ±0.1pF | GRM0334C1H1R3BA01# | ±0.25pF | GRM0335C1E1R5CA01# | | | | | | | |
| | ±0.25pF | GRM0334C1H1R3CA01# | 1.6pF | ±0.05pF | GRM0335C1E1R6WA01# | | | | | | |
| 1.4pF | ±0.05pF | GRM0334C1H1R4WA01# | ±0.1pF | GRM0335C1E1R6BA01# | | | | | | | |
| | ±0.1pF | GRM0334C1H1R4BA01# | ±0.25pF | GRM0335C1E1R6CA01# | | | | | | | |
| | ±0.25pF | GRM0334C1H1R4CA01# | | | | | | | | | |
| 1.5pF | ±0.05pF | GRM0334C1H1R5WA01# | | | | | | | | | |

Part number # indicates the package specification code.

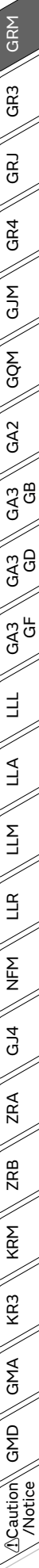


GRM Series Temperature Compensating Type Part Number List

(→ 0.6×0.3mm)

| Rated Voltage | TC Code | Cap. | Tol. | Part Number | Rated Voltage | TC Code | Cap. | Tol. | Part Number | | |
|---------------|--------------------|--------------------|---------|--------------------|--------------------|---------|---------|--------------------|--------------------|---------|--------------------|
| 25Vdc | COG | 1.6pF | ±0.25pF | GRM0335C1E1R6CA01# | 25Vdc | COG | 3.4pF | ±0.25pF | GRM0335C1E3R4CA01# | | |
| | | | 1.7pF | ±0.05pF | | | | GRM0335C1E1R7WA01# | 3.5pF | ±0.05pF | GRM0335C1E3R5WA01# |
| | | | | ±0.1pF | | | | GRM0335C1E1R7BA01# | | ±0.1pF | GRM0335C1E3R5BA01# |
| | | ±0.25pF | | GRM0335C1E1R7CA01# | | | ±0.25pF | GRM0335C1E3R5CA01# | | | |
| | | 1.8pF | ±0.05pF | GRM0335C1E1R8WA01# | | | 3.6pF | ±0.05pF | GRM0335C1E3R6WA01# | | |
| | | | ±0.1pF | GRM0335C1E1R8BA01# | | | | ±0.1pF | GRM0335C1E3R6BA01# | | |
| | | | ±0.25pF | GRM0335C1E1R8CA01# | | | | ±0.25pF | GRM0335C1E3R6CA01# | | |
| | | 1.9pF | ±0.05pF | GRM0335C1E1R9WA01# | | | 3.7pF | ±0.05pF | GRM0335C1E3R7WA01# | | |
| | | | ±0.1pF | GRM0335C1E1R9BA01# | | | | ±0.1pF | GRM0335C1E3R7BA01# | | |
| | | | ±0.25pF | GRM0335C1E1R9CA01# | | | | ±0.25pF | GRM0335C1E3R7CA01# | | |
| | | 2.0pF | ±0.05pF | GRM0335C1E2R0WA01# | | | 3.8pF | ±0.05pF | GRM0335C1E3R8WA01# | | |
| | | | ±0.1pF | GRM0335C1E2R0BA01# | | | | ±0.1pF | GRM0335C1E3R8BA01# | | |
| | | | ±0.25pF | GRM0335C1E2R0CA01# | | | | ±0.25pF | GRM0335C1E3R8CA01# | | |
| | | 2.1pF | ±0.05pF | GRM0335C1E2R1WA01# | | | 3.9pF | ±0.05pF | GRM0335C1E3R9WA01# | | |
| | | | ±0.1pF | GRM0335C1E2R1BA01# | | | | ±0.1pF | GRM0335C1E3R9BA01# | | |
| | | | ±0.25pF | GRM0335C1E2R1CA01# | | | | ±0.25pF | GRM0335C1E3R9CA01# | | |
| | | 2.2pF | ±0.05pF | GRM0335C1E2R2WA01# | | | 4.0pF | ±0.05pF | GRM0335C1E4R0WA01# | | |
| | | | ±0.1pF | GRM0335C1E2R2BA01# | | | | ±0.1pF | GRM0335C1E4R0BA01# | | |
| | | | ±0.25pF | GRM0335C1E2R2CA01# | | | | ±0.25pF | GRM0335C1E4R0CA01# | | |
| | | 2.3pF | ±0.05pF | GRM0335C1E2R3WA01# | | | 4.1pF | ±0.05pF | GRM0335C1E4R1WA01# | | |
| | | | ±0.1pF | GRM0335C1E2R3BA01# | | | | ±0.1pF | GRM0335C1E4R1BA01# | | |
| | | | ±0.25pF | GRM0335C1E2R3CA01# | | | | ±0.25pF | GRM0335C1E4R1CA01# | | |
| | | 2.4pF | ±0.05pF | GRM0335C1E2R4WA01# | | | 4.2pF | ±0.05pF | GRM0335C1E4R2WA01# | | |
| | | | ±0.1pF | GRM0335C1E2R4BA01# | | | | ±0.1pF | GRM0335C1E4R2BA01# | | |
| | | | ±0.25pF | GRM0335C1E2R4CA01# | | | | ±0.25pF | GRM0335C1E4R2CA01# | | |
| | | 2.5pF | ±0.05pF | GRM0335C1E2R5WA01# | | | 4.3pF | ±0.05pF | GRM0335C1E4R3WA01# | | |
| | | | ±0.1pF | GRM0335C1E2R5BA01# | | | | ±0.1pF | GRM0335C1E4R3BA01# | | |
| | | | ±0.25pF | GRM0335C1E2R5CA01# | | | | ±0.25pF | GRM0335C1E4R3CA01# | | |
| | | 2.6pF | ±0.05pF | GRM0335C1E2R6WA01# | | | 4.4pF | ±0.05pF | GRM0335C1E4R4WA01# | | |
| | | | ±0.1pF | GRM0335C1E2R6BA01# | | | | ±0.1pF | GRM0335C1E4R4BA01# | | |
| | | | ±0.25pF | GRM0335C1E2R6CA01# | | | | ±0.25pF | GRM0335C1E4R4CA01# | | |
| | | 2.7pF | ±0.05pF | GRM0335C1E2R7WA01# | | | 4.5pF | ±0.05pF | GRM0335C1E4R5WA01# | | |
| | | | ±0.1pF | GRM0335C1E2R7BA01# | | | | ±0.1pF | GRM0335C1E4R5BA01# | | |
| | | | ±0.25pF | GRM0335C1E2R7CA01# | | | | ±0.25pF | GRM0335C1E4R5CA01# | | |
| | | 2.8pF | ±0.05pF | GRM0335C1E2R8WA01# | | | 4.6pF | ±0.05pF | GRM0335C1E4R6WA01# | | |
| | | | ±0.1pF | GRM0335C1E2R8BA01# | | | | ±0.1pF | GRM0335C1E4R6BA01# | | |
| | | | ±0.25pF | GRM0335C1E2R8CA01# | | | | ±0.25pF | GRM0335C1E4R6CA01# | | |
| | | 2.9pF | ±0.05pF | GRM0335C1E2R9WA01# | | | 4.7pF | ±0.05pF | GRM0335C1E4R7WA01# | | |
| | | | ±0.1pF | GRM0335C1E2R9BA01# | | | | ±0.1pF | GRM0335C1E4R7BA01# | | |
| | | | ±0.25pF | GRM0335C1E2R9CA01# | | | | ±0.25pF | GRM0335C1E4R7CA01# | | |
| | | 3.0pF | ±0.05pF | GRM0335C1E3R0WA01# | | | 4.8pF | ±0.05pF | GRM0335C1E4R8WA01# | | |
| | | | ±0.1pF | GRM0335C1E3R0BA01# | | | | ±0.1pF | GRM0335C1E4R8BA01# | | |
| | | | ±0.25pF | GRM0335C1E3R0CA01# | | | | ±0.25pF | GRM0335C1E4R8CA01# | | |
| | | 3.1pF | ±0.05pF | GRM0335C1E3R1WA01# | | | 4.9pF | ±0.05pF | GRM0335C1E4R9WA01# | | |
| | | | ±0.1pF | GRM0335C1E3R1BA01# | | | | ±0.1pF | GRM0335C1E4R9BA01# | | |
| | | | ±0.25pF | GRM0335C1E3R1CA01# | | | | ±0.25pF | GRM0335C1E4R9CA01# | | |
| | | 3.2pF | ±0.05pF | GRM0335C1E3R2WA01# | | | 5.0pF | ±0.05pF | GRM0335C1E5R0WA01# | | |
| | | | ±0.1pF | GRM0335C1E3R2BA01# | | | | ±0.1pF | GRM0335C1E5R0BA01# | | |
| ±0.25pF | GRM0335C1E3R2CA01# | | ±0.25pF | GRM0335C1E5R0CA01# | | | | | | | |
| 3.3pF | ±0.05pF | GRM0335C1E3R3WA01# | 5.1pF | ±0.05pF | GRM0335C1E5R1WA01# | | | | | | |
| | ±0.1pF | GRM0335C1E3R3BA01# | | ±0.1pF | GRM0335C1E5R1BA01# | | | | | | |
| | ±0.25pF | GRM0335C1E3R3CA01# | | ±0.25pF | GRM0335C1E5R1CA01# | | | | | | |
| 3.4pF | ±0.05pF | GRM0335C1E3R4WA01# | 5.2pF | ±0.5pF | GRM0335C1E5R1DA01# | | | | | | |
| | ±0.1pF | GRM0335C1E3R4BA01# | | ±0.05pF | GRM0335C1E5R2WA01# | | | | | | |

Part number # indicates the package specification code.



GRM Series Temperature Compensating Type Part Number List

(→ 0.6×0.3mm)

| Rated Voltage | TC Code | Cap. | Tol. | Part Number | Rated Voltage | TC Code | Cap. | Tol. | Part Number | |
|---------------|---------|--------|--------------------|--------------------|---------------|---------|---------|--------------------|--------------------|--------------------|
| 25Vdc | COG | 5.2pF | ±0.1pF | GRM0335C1E5R2BA01# | 25Vdc | COG | 6.5pF | ±0.5pF | GRM0335C1E6R5DA01# | |
| | | | ±0.25pF | GRM0335C1E5R2CA01# | | | | 6.6pF | ±0.05pF | GRM0335C1E6R6WA01# |
| | | | ±0.5pF | GRM0335C1E5R2DA01# | | | | | ±0.1pF | GRM0335C1E6R6BA01# |
| | | 5.3pF | ±0.05pF | GRM0335C1E5R3WA01# | | | ±0.25pF | | GRM0335C1E6R6CA01# | |
| | | | ±0.1pF | GRM0335C1E5R3BA01# | | | ±0.5pF | GRM0335C1E6R6DA01# | | |
| | | | ±0.25pF | GRM0335C1E5R3CA01# | | | 6.7pF | ±0.05pF | GRM0335C1E6R7WA01# | |
| | | ±0.5pF | GRM0335C1E5R3DA01# | ±0.1pF | | | | GRM0335C1E6R7BA01# | | |
| | | 5.4pF | ±0.05pF | GRM0335C1E5R4WA01# | | | | ±0.25pF | GRM0335C1E6R7CA01# | |
| | | | ±0.1pF | GRM0335C1E5R4BA01# | | | ±0.5pF | GRM0335C1E6R7DA01# | | |
| | | | ±0.25pF | GRM0335C1E5R4CA01# | | | 6.8pF | ±0.05pF | GRM0335C1E6R8WA01# | |
| | | ±0.5pF | GRM0335C1E5R4DA01# | ±0.1pF | | | | GRM0335C1E6R8BA01# | | |
| | | 5.5pF | ±0.05pF | GRM0335C1E5R5WA01# | | | | ±0.25pF | GRM0335C1E6R8CA01# | |
| | | | ±0.1pF | GRM0335C1E5R5BA01# | | | ±0.5pF | GRM0335C1E6R8DA01# | | |
| | | | ±0.25pF | GRM0335C1E5R5CA01# | | | 6.9pF | ±0.05pF | GRM0335C1E6R9WA01# | |
| | | ±0.5pF | GRM0335C1E5R5DA01# | ±0.1pF | | | | GRM0335C1E6R9BA01# | | |
| | | 5.6pF | ±0.05pF | GRM0335C1E5R6WA01# | | | | ±0.25pF | GRM0335C1E6R9CA01# | |
| | | | ±0.1pF | GRM0335C1E5R6BA01# | | | ±0.5pF | GRM0335C1E6R9DA01# | | |
| | | | ±0.25pF | GRM0335C1E5R6CA01# | | | 7.0pF | ±0.05pF | GRM0335C1E7R0WA01# | |
| | | ±0.5pF | GRM0335C1E5R6DA01# | ±0.1pF | | | | GRM0335C1E7R0BA01# | | |
| | | 5.7pF | ±0.05pF | GRM0335C1E5R7WA01# | | | | ±0.25pF | GRM0335C1E7R0CA01# | |
| | | | ±0.1pF | GRM0335C1E5R7BA01# | | | ±0.5pF | GRM0335C1E7R0DA01# | | |
| | | | ±0.25pF | GRM0335C1E5R7CA01# | | | 7.1pF | ±0.05pF | GRM0335C1E7R1WA01# | |
| | | ±0.5pF | GRM0335C1E5R7DA01# | ±0.1pF | | | | GRM0335C1E7R1BA01# | | |
| | | 5.8pF | ±0.05pF | GRM0335C1E5R8WA01# | | | | ±0.25pF | GRM0335C1E7R1CA01# | |
| | | | ±0.1pF | GRM0335C1E5R8BA01# | | | ±0.5pF | GRM0335C1E7R1DA01# | | |
| | | | ±0.25pF | GRM0335C1E5R8CA01# | | | 7.2pF | ±0.05pF | GRM0335C1E7R2WA01# | |
| | | ±0.5pF | GRM0335C1E5R8DA01# | ±0.1pF | | | | GRM0335C1E7R2BA01# | | |
| | | 5.9pF | ±0.05pF | GRM0335C1E5R9WA01# | | | | ±0.25pF | GRM0335C1E7R2CA01# | |
| | | | ±0.1pF | GRM0335C1E5R9BA01# | | | ±0.5pF | GRM0335C1E7R2DA01# | | |
| | | | ±0.25pF | GRM0335C1E5R9CA01# | | | 7.3pF | ±0.05pF | GRM0335C1E7R3WA01# | |
| | | ±0.5pF | GRM0335C1E5R9DA01# | ±0.1pF | | | | GRM0335C1E7R3BA01# | | |
| | | 6.0pF | ±0.05pF | GRM0335C1E6R0WA01# | | | | ±0.25pF | GRM0335C1E7R3CA01# | |
| | | | ±0.1pF | GRM0335C1E6R0BA01# | | | ±0.5pF | GRM0335C1E7R3DA01# | | |
| | | | ±0.25pF | GRM0335C1E6R0CA01# | | | 7.4pF | ±0.05pF | GRM0335C1E7R4WA01# | |
| | | ±0.5pF | GRM0335C1E6R0DA01# | ±0.1pF | | | | GRM0335C1E7R4BA01# | | |
| | | 6.1pF | ±0.05pF | GRM0335C1E6R1WA01# | | | | ±0.25pF | GRM0335C1E7R4CA01# | |
| | | | ±0.1pF | GRM0335C1E6R1BA01# | | | ±0.5pF | GRM0335C1E7R4DA01# | | |
| | | | ±0.25pF | GRM0335C1E6R1CA01# | | | 7.5pF | ±0.05pF | GRM0335C1E7R5WA01# | |
| | | ±0.5pF | GRM0335C1E6R1DA01# | ±0.1pF | | | | GRM0335C1E7R5BA01# | | |
| | | 6.2pF | ±0.05pF | GRM0335C1E6R2WA01# | | | | ±0.25pF | GRM0335C1E7R5CA01# | |
| | | | ±0.1pF | GRM0335C1E6R2BA01# | | | ±0.5pF | GRM0335C1E7R5DA01# | | |
| | | | ±0.25pF | GRM0335C1E6R2CA01# | | | 7.6pF | ±0.05pF | GRM0335C1E7R6WA01# | |
| | | ±0.5pF | GRM0335C1E6R2DA01# | ±0.1pF | | | | GRM0335C1E7R6BA01# | | |
| | | 6.3pF | ±0.05pF | GRM0335C1E6R3WA01# | | | | ±0.25pF | GRM0335C1E7R6CA01# | |
| | | | ±0.1pF | GRM0335C1E6R3BA01# | | | ±0.5pF | GRM0335C1E7R6DA01# | | |
| | | | ±0.25pF | GRM0335C1E6R3CA01# | | | 7.7pF | ±0.05pF | GRM0335C1E7R7WA01# | |
| | | ±0.5pF | GRM0335C1E6R3DA01# | ±0.1pF | | | | GRM0335C1E7R7BA01# | | |
| | | 6.4pF | ±0.05pF | GRM0335C1E6R4WA01# | | | | ±0.25pF | GRM0335C1E7R7CA01# | |
| | | | ±0.1pF | GRM0335C1E6R4BA01# | | | ±0.5pF | GRM0335C1E7R7DA01# | | |
| | | | ±0.25pF | GRM0335C1E6R4CA01# | | | 7.8pF | ±0.05pF | GRM0335C1E7R8WA01# | |
| | | ±0.5pF | GRM0335C1E6R4DA01# | ±0.1pF | | | | GRM0335C1E7R8BA01# | | |
| | | 6.5pF | ±0.05pF | GRM0335C1E6R5WA01# | | | | ±0.25pF | GRM0335C1E7R8CA01# | |
| | | | ±0.1pF | GRM0335C1E6R5BA01# | | | ±0.5pF | GRM0335C1E7R8DA01# | | |
| | | | ±0.25pF | GRM0335C1E6R5CA01# | | | 7.9pF | ±0.05pF | GRM0335C1E7R9WA01# | |

Part number # indicates the package specification code.

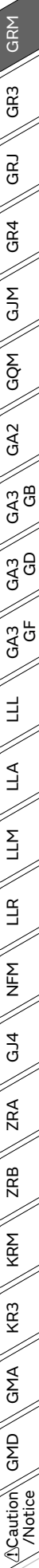
- GRM
- GR3
- GRJ
- GR4
- GJM
- GQM
- GA2
- GA3 GB
- GA3 GD
- GA3 GF
- LLL
- LLA
- LLM
- LLR
- NFM
- GJ4
- ZRA
- ZRB
- KRM
- KR3
- GMA
- GMD
- △Caution / Notice

GRM Series Temperature Compensating Type Part Number List

(→ 0.6×0.3mm)

| Rated Voltage | TC Code | Cap. | Tol. | Part Number | Rated Voltage | TC Code | Cap. | Tol. | Part Number | |
|---------------|---------|--------|--------------------|--------------------|---------------|---------|--------------------|--------------------|--------------------|--------------------|
| 25Vdc | COG | 7.9pF | ±0.1pF | GRM0335C1E7R9BA01# | 25Vdc | COG | 9.2pF | ±0.5pF | GRM0335C1E9R2DA01# | |
| | | | ±0.25pF | GRM0335C1E7R9CA01# | | | | 9.3pF | ±0.05pF | GRM0335C1E9R3WA01# |
| | | | ±0.5pF | GRM0335C1E7R9DA01# | | | | | ±0.1pF | GRM0335C1E9R3BA01# |
| | | 8.0pF | ±0.05pF | GRM0335C1E8R0WA01# | | | ±0.25pF | | GRM0335C1E9R3CA01# | |
| | | | ±0.1pF | GRM0335C1E8R0BA01# | | | ±0.5pF | GRM0335C1E9R3DA01# | | |
| | | | ±0.25pF | GRM0335C1E8R0CA01# | | | 9.4pF | ±0.05pF | GRM0335C1E9R4WA01# | |
| | | ±0.5pF | GRM0335C1E8R0DA01# | ±0.1pF | | | | GRM0335C1E9R4BA01# | | |
| | | 8.1pF | ±0.05pF | GRM0335C1E8R1WA01# | | | | ±0.25pF | GRM0335C1E9R4CA01# | |
| | | | ±0.1pF | GRM0335C1E8R1BA01# | | | ±0.5pF | GRM0335C1E9R4DA01# | | |
| | | | ±0.25pF | GRM0335C1E8R1CA01# | | | 9.5pF | ±0.05pF | GRM0335C1E9R5WA01# | |
| | | ±0.5pF | GRM0335C1E8R1DA01# | ±0.1pF | | | | GRM0335C1E9R5BA01# | | |
| | | 8.2pF | ±0.05pF | GRM0335C1E8R2WA01# | | | | ±0.25pF | GRM0335C1E9R5CA01# | |
| | | | ±0.1pF | GRM0335C1E8R2BA01# | | | ±0.5pF | GRM0335C1E9R5DA01# | | |
| | | | ±0.25pF | GRM0335C1E8R2CA01# | | | 9.6pF | ±0.05pF | GRM0335C1E9R6WA01# | |
| | | ±0.5pF | GRM0335C1E8R2DA01# | ±0.1pF | | | | GRM0335C1E9R6BA01# | | |
| | | 8.3pF | ±0.05pF | GRM0335C1E8R3WA01# | | | | ±0.25pF | GRM0335C1E9R6CA01# | |
| | | | ±0.1pF | GRM0335C1E8R3BA01# | | | ±0.5pF | GRM0335C1E9R6DA01# | | |
| | | | ±0.25pF | GRM0335C1E8R3CA01# | | | 9.7pF | ±0.05pF | GRM0335C1E9R7WA01# | |
| | | ±0.5pF | GRM0335C1E8R3DA01# | ±0.1pF | | | | GRM0335C1E9R7BA01# | | |
| | | 8.4pF | ±0.05pF | GRM0335C1E8R4WA01# | | | | ±0.25pF | GRM0335C1E9R7CA01# | |
| | | | ±0.1pF | GRM0335C1E8R4BA01# | | | ±0.5pF | GRM0335C1E9R7DA01# | | |
| | | | ±0.25pF | GRM0335C1E8R4CA01# | | | 9.8pF | ±0.05pF | GRM0335C1E9R8WA01# | |
| | | ±0.5pF | GRM0335C1E8R4DA01# | ±0.1pF | | | | GRM0335C1E9R8BA01# | | |
| | | 8.5pF | ±0.05pF | GRM0335C1E8R5WA01# | | | | ±0.25pF | GRM0335C1E9R8CA01# | |
| | | | ±0.1pF | GRM0335C1E8R5BA01# | | | ±0.5pF | GRM0335C1E9R8DA01# | | |
| | | | ±0.25pF | GRM0335C1E8R5CA01# | | | 9.9pF | ±0.05pF | GRM0335C1E9R9WA01# | |
| | | ±0.5pF | GRM0335C1E8R5DA01# | ±0.1pF | | | | GRM0335C1E9R9BA01# | | |
| | | 8.6pF | ±0.05pF | GRM0335C1E8R6WA01# | | | | ±0.25pF | GRM0335C1E9R9CA01# | |
| | | | ±0.1pF | GRM0335C1E8R6BA01# | | | ±0.5pF | GRM0335C1E9R9DA01# | | |
| | | | ±0.25pF | GRM0335C1E8R6CA01# | | | 10pF | ±2% | GRM0335C1E100GA01# | |
| | | ±0.5pF | GRM0335C1E8R6DA01# | ±5% | | | | GRM0335C1E100JA01# | | |
| | | 8.7pF | ±0.05pF | GRM0335C1E8R7WA01# | | | | 11pF | ±2% | GRM0335C1E110GA01# |
| | | | ±0.1pF | GRM0335C1E8R7BA01# | | | ±5% | | GRM0335C1E110JA01# | |
| | | | ±0.25pF | GRM0335C1E8R7CA01# | | | 12pF | | ±2% | GRM0335C1E120GA01# |
| | | ±0.5pF | GRM0335C1E8R7DA01# | ±5% | | | | GRM0335C1E120JA01# | | |
| | | 8.8pF | ±0.05pF | GRM0335C1E8R8WA01# | | | | 13pF | ±2% | GRM0335C1E130GA01# |
| | | | ±0.1pF | GRM0335C1E8R8BA01# | | | ±5% | | GRM0335C1E130JA01# | |
| | | | ±0.25pF | GRM0335C1E8R8CA01# | | | 15pF | | ±2% | GRM0335C1E150GA01# |
| | | ±0.5pF | GRM0335C1E8R8DA01# | ±5% | | | | GRM0335C1E150JA01# | | |
| | | 8.9pF | ±0.05pF | GRM0335C1E8R9WA01# | | | | 16pF | ±2% | GRM0335C1E160GA01# |
| | | | ±0.1pF | GRM0335C1E8R9BA01# | | | ±5% | | GRM0335C1E160JA01# | |
| | | | ±0.25pF | GRM0335C1E8R9CA01# | | | 18pF | | ±1% | GRM0335C1E180FA01# |
| | | ±0.5pF | GRM0335C1E8R9DA01# | ±2% | | | | GRM0335C1E180GA01# | | |
| | | 9.0pF | ±0.05pF | GRM0335C1E9R0WA01# | | | | ±5% | GRM0335C1E180JA01# | |
| | | | ±0.1pF | GRM0335C1E9R0BA01# | | | 20pF | ±2% | GRM0335C1E200GA01# | |
| | | | ±0.25pF | GRM0335C1E9R0CA01# | | | | ±5% | GRM0335C1E200JA01# | |
| | | ±0.5pF | GRM0335C1E9R0DA01# | 22pF | | | | ±1% | GRM0335C1E220FA01# | |
| | | 9.1pF | ±0.05pF | | | | GRM0335C1E9R1WA01# | ±2% | GRM0335C1E220GA01# | |
| | | | ±0.1pF | | | | GRM0335C1E9R1BA01# | ±5% | GRM0335C1E220JA01# | |
| | | | ±0.25pF | GRM0335C1E9R1CA01# | | | 24pF | ±2% | GRM0335C1E240GA01# | |
| | | ±0.5pF | GRM0335C1E9R1DA01# | ±5% | | | | GRM0335C1E240JA01# | | |
| | | 9.2pF | ±0.05pF | GRM0335C1E9R2WA01# | | | | 27pF | ±1% | GRM0335C1E270FA01# |
| | | | ±0.1pF | GRM0335C1E9R2BA01# | | | ±2% | | GRM0335C1E270GA01# | |
| | | | ±0.25pF | GRM0335C1E9R2CA01# | | | ±5% | | GRM0335C1E270JA01# | |

Part number # indicates the package specification code.

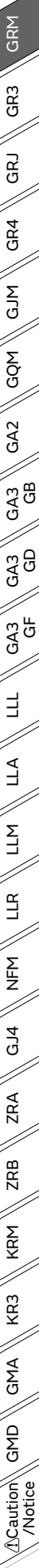


GRM Series Temperature Compensating Type Part Number List

(→ 0.6×0.3mm)

| Rated Voltage | TC Code | Cap. | Tol. | Part Number | Rated Voltage | TC Code | Cap. | Tol. | Part Number | |
|---------------|--------------------|--------------------|---------|--------------------|--------------------|---------|--------------------|--------------------|--------------------|--------------------|
| 25Vdc | COG | 30pF | ±2% | GRM0335C1E300GA01# | 25Vdc | COG | 560pF | ±5% | GRM0335C1E561JA01# | |
| | | | ±5% | GRM0335C1E300JA01# | | | | 680pF | ±1% | GRM0335C1E681FA01# |
| | | 33pF | ±1% | GRM0335C1E330FA01# | | | ±2% | | GRM0335C1E681GA01# | |
| | | | ±2% | GRM0335C1E330GA01# | | | ±5% | GRM0335C1E681JA01# | | |
| | | | 36pF | ±2% | | | GRM0335C1E360GA01# | 820pF | ±1% | GRM0335C1E821FA01# |
| | | | | ±5% | | | GRM0335C1E360JA01# | | ±2% | GRM0335C1E821GA01# |
| | | 39pF | | ±1% | | | GRM0335C1E390FA01# | | ±5% | GRM0335C1E821JA01# |
| | | | ±2% | GRM0335C1E390GA01# | | | 910pF | ±2% | GRM0335C1E911GA01# | |
| | | | ±5% | GRM0335C1E390JA01# | | | | ±5% | GRM0335C1E911JA01# | |
| | | 43pF | ±2% | GRM0335C1E430GA01# | | | | 1000pF | ±1% | GRM0335C1E102FA01# |
| | | | ±5% | GRM0335C1E430JA01# | | | ±2% | | GRM0335C1E102GA01# | |
| | | | 47pF | ±1% | | | GRM0335C1E470FA01# | | CH | 4.0pF |
| | | ±2% | | GRM0335C1E470GA01# | | | ±0.1pF | GRM0332C1E4R0BA01# | | |
| | | ±5% | | GRM0335C1E470JA01# | | | ±0.25pF | GRM0332C1E4R0CA01# | | |
| | | 51pF | ±2% | GRM0335C1E510GA01# | | | 4.1pF | ±0.05pF | GRM0332C1E4R1WA01# | |
| | | | ±5% | GRM0335C1E510JA01# | | | | ±0.1pF | GRM0332C1E4R1BA01# | |
| | | 56pF | ±1% | GRM0335C1E560FA01# | | | ±0.25pF | GRM0332C1E4R1CA01# | | |
| | | | ±2% | GRM0335C1E560GA01# | | | 4.2pF | ±0.05pF | GRM0332C1E4R2WA01# | |
| | | | ±5% | GRM0335C1E560JA01# | | | | ±0.1pF | GRM0332C1E4R2BA01# | |
| | | 62pF | ±2% | GRM0335C1E620GA01# | | | | ±0.25pF | GRM0332C1E4R2CA01# | |
| | | | ±5% | GRM0335C1E620JA01# | | | 4.3pF | ±0.05pF | GRM0332C1E4R3WA01# | |
| | | | 68pF | ±1% | | | | GRM0335C1E680FA01# | ±0.1pF | GRM0332C1E4R3BA01# |
| | | ±2% | | GRM0335C1E680GA01# | | | | ±0.25pF | GRM0332C1E4R3CA01# | |
| | | ±5% | | GRM0335C1E680JA01# | | | 4.4pF | ±0.05pF | GRM0332C1E4R4WA01# | |
| | | 75pF | ±2% | GRM0335C1E750GA01# | | | | ±0.1pF | GRM0332C1E4R4BA01# | |
| | | | ±5% | GRM0335C1E750JA01# | | | | ±0.25pF | GRM0332C1E4R4CA01# | |
| | | | 82pF | ±1% | | | GRM0335C1E820FA01# | 4.5pF | ±0.05pF | GRM0332C1E4R5WA01# |
| | | ±2% | | GRM0335C1E820GA01# | | | ±0.1pF | | GRM0332C1E4R5BA01# | |
| | | ±5% | | GRM0335C1E820JA01# | | | ±0.25pF | | GRM0332C1E4R5CA01# | |
| | | 91pF | ±2% | GRM0335C1E910GA01# | | | 4.6pF | ±0.05pF | GRM0332C1E4R6WA01# | |
| | | | ±5% | GRM0335C1E910JA01# | | | | ±0.1pF | GRM0332C1E4R6BA01# | |
| | | 100pF | ±1% | GRM0335C1E101FA01# | | | ±0.25pF | GRM0332C1E4R6CA01# | | |
| | | | ±2% | GRM0335C1E101GA01# | | | 4.7pF | ±0.05pF | GRM0332C1E4R7WA01# | |
| | | | ±5% | GRM0335C1E101JA01# | | | | ±0.1pF | GRM0332C1E4R7BA01# | |
| | | 110pF | ±2% | GRM0335C1E111GA01# | | | | ±0.25pF | GRM0332C1E4R7CA01# | |
| | | | ±5% | GRM0335C1E111JA01# | | | 4.8pF | ±0.05pF | GRM0332C1E4R8WA01# | |
| | | | 150pF | ±5% | | | | GRM0335C1E151JA01# | ±0.1pF | GRM0332C1E4R8BA01# |
| | | 180pF | | ±5% | | | | GRM0335C1E181JA01# | ±0.25pF | GRM0332C1E4R8CA01# |
| | | | | 220pF | | | ±5% | GRM0335C1E221JA01# | 4.9pF | ±0.05pF |
| | | | 270pF | | | | ±1% | GRM0335C1E271FA01# | | ±0.1pF |
| | | ±2% | | | | | GRM0335C1E271GA01# | ±0.25pF | | GRM0332C1E4R9CA01# |
| | | ±5% | | GRM0335C1E271JA01# | | | 5.0pF | ±0.05pF | GRM0332C1E5R0WA01# | |
| | | 330pF | ±1% | GRM0335C1E331FA01# | | | | ±0.1pF | GRM0332C1E5R0BA01# | |
| | | | ±2% | GRM0335C1E331GA01# | | | | ±0.25pF | GRM0332C1E5R0CA01# | |
| | | | ±5% | GRM0335C1E331JA01# | | | 5.1pF | ±0.05pF | GRM0332C1E5R1WA01# | |
| | | 390pF | ±1% | GRM0335C1E391FA01# | | | | ±0.1pF | GRM0332C1E5R1BA01# | |
| | | | ±2% | GRM0335C1E391GA01# | | | | ±0.25pF | GRM0332C1E5R1CA01# | |
| | | | ±5% | GRM0335C1E391JA01# | | | 5.2pF | ±0.5pF | GRM0332C1E5R1DA01# | |
| | | 470pF | ±1% | GRM0335C1E471FA01# | | | | ±0.05pF | GRM0332C1E5R2WA01# | |
| | | | ±2% | GRM0335C1E471GA01# | | | | ±0.1pF | GRM0332C1E5R2BA01# | |
| ±5% | GRM0335C1E471JA01# | | ±0.25pF | GRM0332C1E5R2CA01# | | | | | | |
| 560pF | ±1% | GRM0335C1E561FA01# | 5.3pF | ±0.5pF | GRM0332C1E5R2DA01# | | | | | |
| | ±2% | GRM0335C1E561GA01# | | ±0.05pF | GRM0332C1E5R3WA01# | | | | | |

Part number # indicates the package specification code.

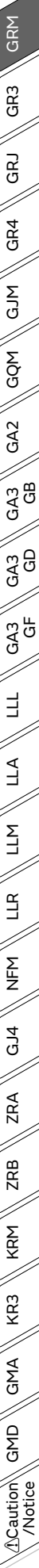


GRM Series Temperature Compensating Type Part Number List

(→ 0.6×0.3mm)

| Rated Voltage | TC Code | Cap. | Tol. | Part Number | Rated Voltage | TC Code | Cap. | Tol. | Part Number | |
|---------------|--------------------|--------------------|--------------------|--------------------|--------------------|--------------------|--------------------|--------|--------------------|--------------------|
| 25Vdc | CH | 5.3pF | ±0.1pF | GRM0332C1E5R3BA01# | 25Vdc | CH | 6.6pF | ±0.5pF | GRM0332C1E6R6DA01# | |
| | | | ±0.25pF | GRM0332C1E5R3CA01# | | | | 6.7pF | ±0.05pF | GRM0332C1E6R7WA01# |
| | | | ±0.5pF | GRM0332C1E5R3DA01# | | | | | ±0.1pF | GRM0332C1E6R7BA01# |
| | | ±0.05pF | GRM0332C1E5R4WA01# | ±0.25pF | | | GRM0332C1E6R7CA01# | | | |
| | | 5.4pF | ±0.1pF | GRM0332C1E5R4BA01# | | | 6.8pF | ±0.5pF | GRM0332C1E6R7DA01# | |
| | | | ±0.25pF | GRM0332C1E5R4CA01# | | | | 6.9pF | ±0.05pF | GRM0332C1E6R8WA01# |
| | | | ±0.5pF | GRM0332C1E5R4DA01# | | | | | ±0.1pF | GRM0332C1E6R8BA01# |
| | | ±0.05pF | GRM0332C1E5R5WA01# | ±0.25pF | | | GRM0332C1E6R8CA01# | | | |
| | | 5.5pF | ±0.1pF | GRM0332C1E5R5BA01# | | | 7.0pF | ±0.5pF | GRM0332C1E6R8DA01# | |
| | | | ±0.25pF | GRM0332C1E5R5CA01# | | | | 7.1pF | ±0.05pF | GRM0332C1E6R9WA01# |
| | | | ±0.5pF | GRM0332C1E5R5DA01# | | | | | ±0.1pF | GRM0332C1E6R9BA01# |
| | | ±0.05pF | GRM0332C1E5R6WA01# | ±0.25pF | | | GRM0332C1E6R9CA01# | | | |
| | | 5.6pF | ±0.1pF | GRM0332C1E5R6BA01# | | | 7.2pF | ±0.5pF | GRM0332C1E6R9DA01# | |
| | | | ±0.25pF | GRM0332C1E5R6CA01# | | | | 7.3pF | ±0.05pF | GRM0332C1E7R0WA01# |
| | | | ±0.5pF | GRM0332C1E5R6DA01# | | | | | ±0.1pF | GRM0332C1E7R0BA01# |
| | | ±0.05pF | GRM0332C1E5R7WA01# | ±0.25pF | | | GRM0332C1E7R0CA01# | | | |
| | | 5.7pF | ±0.1pF | GRM0332C1E5R7BA01# | | | 7.4pF | ±0.5pF | GRM0332C1E7R0DA01# | |
| | | | ±0.25pF | GRM0332C1E5R7CA01# | | | | 7.5pF | ±0.05pF | GRM0332C1E7R1WA01# |
| | | | ±0.5pF | GRM0332C1E5R7DA01# | | | | | ±0.1pF | GRM0332C1E7R1BA01# |
| | | ±0.05pF | GRM0332C1E5R8WA01# | ±0.25pF | | | GRM0332C1E7R1CA01# | | | |
| | | 5.8pF | ±0.1pF | GRM0332C1E5R8BA01# | | | 7.6pF | ±0.5pF | GRM0332C1E7R1DA01# | |
| | | | ±0.25pF | GRM0332C1E5R8CA01# | | | | 7.7pF | ±0.05pF | GRM0332C1E7R2WA01# |
| | | | ±0.5pF | GRM0332C1E5R8DA01# | | | | | ±0.1pF | GRM0332C1E7R2BA01# |
| | | ±0.05pF | GRM0332C1E5R9WA01# | ±0.25pF | | | GRM0332C1E7R2CA01# | | | |
| | | 5.9pF | ±0.1pF | GRM0332C1E5R9BA01# | | | 7.8pF | ±0.5pF | GRM0332C1E7R2DA01# | |
| | | | ±0.25pF | GRM0332C1E5R9CA01# | | | | 7.9pF | ±0.05pF | GRM0332C1E7R3WA01# |
| | | | ±0.5pF | GRM0332C1E5R9DA01# | | | | | ±0.1pF | GRM0332C1E7R3BA01# |
| | | ±0.05pF | GRM0332C1E6R0WA01# | ±0.25pF | | | GRM0332C1E7R3CA01# | | | |
| | | 6.0pF | ±0.1pF | GRM0332C1E6R0BA01# | | | 8.0pF | ±0.5pF | GRM0332C1E7R3DA01# | |
| | | | ±0.25pF | GRM0332C1E6R0CA01# | | | | 8.1pF | ±0.05pF | GRM0332C1E7R4WA01# |
| | | | ±0.5pF | GRM0332C1E6R0DA01# | | | | | ±0.1pF | GRM0332C1E7R4BA01# |
| | | ±0.05pF | GRM0332C1E6R1WA01# | ±0.25pF | | | GRM0332C1E7R4CA01# | | | |
| | | 6.1pF | ±0.1pF | GRM0332C1E6R1BA01# | | | 8.2pF | ±0.5pF | GRM0332C1E7R4DA01# | |
| | | | ±0.25pF | GRM0332C1E6R1CA01# | | | | 8.3pF | ±0.05pF | GRM0332C1E7R5WA01# |
| | | | ±0.5pF | GRM0332C1E6R1DA01# | | | | | ±0.1pF | GRM0332C1E7R5BA01# |
| | | ±0.05pF | GRM0332C1E6R2WA01# | ±0.25pF | | | GRM0332C1E7R5CA01# | | | |
| | | 6.2pF | ±0.1pF | GRM0332C1E6R2BA01# | | | 8.4pF | ±0.5pF | GRM0332C1E7R5DA01# | |
| | | | ±0.25pF | GRM0332C1E6R2CA01# | | | | 8.5pF | ±0.05pF | GRM0332C1E7R6WA01# |
| | | | ±0.5pF | GRM0332C1E6R2DA01# | | | | | ±0.1pF | GRM0332C1E7R6BA01# |
| | | ±0.05pF | GRM0332C1E6R3WA01# | ±0.25pF | | | GRM0332C1E7R6CA01# | | | |
| | | 6.3pF | ±0.1pF | GRM0332C1E6R3BA01# | | | 8.6pF | ±0.5pF | GRM0332C1E7R6DA01# | |
| | | | ±0.25pF | GRM0332C1E6R3CA01# | | | | 8.7pF | ±0.05pF | GRM0332C1E7R7WA01# |
| | | | ±0.5pF | GRM0332C1E6R3DA01# | | | | | ±0.1pF | GRM0332C1E7R7BA01# |
| | | ±0.05pF | GRM0332C1E6R4WA01# | ±0.25pF | | | GRM0332C1E7R7CA01# | | | |
| | | 6.4pF | ±0.1pF | GRM0332C1E6R4BA01# | | | 8.8pF | ±0.5pF | GRM0332C1E7R7DA01# | |
| | | | ±0.25pF | GRM0332C1E6R4CA01# | | | | 8.9pF | ±0.05pF | GRM0332C1E7R8WA01# |
| | | | ±0.5pF | GRM0332C1E6R4DA01# | | | | | ±0.1pF | GRM0332C1E7R8BA01# |
| | | ±0.05pF | GRM0332C1E6R5WA01# | ±0.25pF | | | GRM0332C1E7R8CA01# | | | |
| 6.5pF | ±0.1pF | GRM0332C1E6R5BA01# | 9.0pF | ±0.5pF | GRM0332C1E7R8DA01# | | | | | |
| | ±0.25pF | GRM0332C1E6R5CA01# | | 9.1pF | ±0.05pF | GRM0332C1E7R9WA01# | | | | |
| | ±0.5pF | GRM0332C1E6R5DA01# | | | ±0.1pF | GRM0332C1E7R9BA01# | | | | |
| ±0.05pF | GRM0332C1E6R6WA01# | ±0.25pF | GRM0332C1E7R9CA01# | | | | | | | |
| 6.6pF | ±0.1pF | GRM0332C1E6R6BA01# | 9.2pF | ±0.5pF | GRM0332C1E7R9DA01# | | | | | |
| | ±0.25pF | GRM0332C1E6R6CA01# | | 9.3pF | ±0.05pF | GRM0332C1E8R0WA01# | | | | |
| | | | | | | | | | | |

Part number # indicates the package specification code.



GRM Series Temperature Compensating Type Part Number List

(→ 0.6×0.3mm)

| Rated Voltage | TC Code | Cap. | Tol. | Part Number | Rated Voltage | TC Code | Cap. | Tol. | Part Number | |
|---------------|---------|--------|--------------------|--------------------|---------------|---------|---------|--------------------|--------------------|--------------------|
| 25Vdc | CH | 8.0pF | ±0.1pF | GRM0332C1E8R0BA01# | 25Vdc | CH | 9.3pF | ±0.5pF | GRM0332C1E9R3DA01# | |
| | | | ±0.25pF | GRM0332C1E8R0CA01# | | | | 9.4pF | ±0.05pF | GRM0332C1E9R4WA01# |
| | | | ±0.5pF | GRM0332C1E8R0DA01# | | | | | ±0.1pF | GRM0332C1E9R4BA01# |
| | | 8.1pF | ±0.05pF | GRM0332C1E8R1WA01# | | | ±0.25pF | | GRM0332C1E9R4CA01# | |
| | | | ±0.1pF | GRM0332C1E8R1BA01# | | | ±0.5pF | GRM0332C1E9R4DA01# | | |
| | | | ±0.25pF | GRM0332C1E8R1CA01# | | | 9.5pF | ±0.05pF | GRM0332C1E9R5WA01# | |
| | | ±0.5pF | GRM0332C1E8R1DA01# | ±0.1pF | | | | GRM0332C1E9R5BA01# | | |
| | | 8.2pF | ±0.05pF | GRM0332C1E8R2WA01# | | | | ±0.25pF | GRM0332C1E9R5CA01# | |
| | | | ±0.1pF | GRM0332C1E8R2BA01# | | | ±0.5pF | GRM0332C1E9R5DA01# | | |
| | | | ±0.25pF | GRM0332C1E8R2CA01# | | | 9.6pF | ±0.05pF | GRM0332C1E9R6WA01# | |
| | | ±0.5pF | GRM0332C1E8R2DA01# | ±0.1pF | | | | GRM0332C1E9R6BA01# | | |
| | | 8.3pF | ±0.05pF | GRM0332C1E8R3WA01# | | | | ±0.25pF | GRM0332C1E9R6CA01# | |
| | | | ±0.1pF | GRM0332C1E8R3BA01# | | | ±0.5pF | GRM0332C1E9R6DA01# | | |
| | | | ±0.25pF | GRM0332C1E8R3CA01# | | | 9.7pF | ±0.05pF | GRM0332C1E9R7WA01# | |
| | | ±0.5pF | GRM0332C1E8R3DA01# | ±0.1pF | | | | GRM0332C1E9R7BA01# | | |
| | | 8.4pF | ±0.05pF | GRM0332C1E8R4WA01# | | | | ±0.25pF | GRM0332C1E9R7CA01# | |
| | | | ±0.1pF | GRM0332C1E8R4BA01# | | | ±0.5pF | GRM0332C1E9R7DA01# | | |
| | | | ±0.25pF | GRM0332C1E8R4CA01# | | | 9.8pF | ±0.05pF | GRM0332C1E9R8WA01# | |
| | | ±0.5pF | GRM0332C1E8R4DA01# | ±0.1pF | | | | GRM0332C1E9R8BA01# | | |
| | | 8.5pF | ±0.05pF | GRM0332C1E8R5WA01# | | | | ±0.25pF | GRM0332C1E9R8CA01# | |
| | | | ±0.1pF | GRM0332C1E8R5BA01# | | | ±0.5pF | GRM0332C1E9R8DA01# | | |
| | | | ±0.25pF | GRM0332C1E8R5CA01# | | | 9.9pF | ±0.05pF | GRM0332C1E9R9WA01# | |
| | | ±0.5pF | GRM0332C1E8R5DA01# | ±0.1pF | | | | GRM0332C1E9R9BA01# | | |
| | | 8.6pF | ±0.05pF | GRM0332C1E8R6WA01# | | | | ±0.25pF | GRM0332C1E9R9CA01# | |
| | | | ±0.1pF | GRM0332C1E8R6BA01# | | | ±0.5pF | GRM0332C1E9R9DA01# | | |
| | | | ±0.25pF | GRM0332C1E8R6CA01# | | | 10pF | ±2% | GRM0332C1E100GA01# | |
| | | ±0.5pF | GRM0332C1E8R6DA01# | ±5% | | | | GRM0332C1E100JA01# | | |
| | | 8.7pF | ±0.05pF | GRM0332C1E8R7WA01# | | | | 11pF | ±2% | GRM0332C1E110GA01# |
| | | | ±0.1pF | GRM0332C1E8R7BA01# | | | ±5% | | GRM0332C1E110JA01# | |
| | | | ±0.25pF | GRM0332C1E8R7CA01# | | | 12pF | | ±2% | GRM0332C1E120GA01# |
| | | ±0.5pF | GRM0332C1E8R7DA01# | ±5% | | | | GRM0332C1E120JA01# | | |
| | | 8.8pF | ±0.05pF | GRM0332C1E8R8WA01# | | | | 13pF | ±2% | GRM0332C1E130GA01# |
| | | | ±0.1pF | GRM0332C1E8R8BA01# | | | ±5% | | GRM0332C1E130JA01# | |
| | | | ±0.25pF | GRM0332C1E8R8CA01# | | | 15pF | | ±2% | GRM0332C1E150GA01# |
| | | ±0.5pF | GRM0332C1E8R8DA01# | ±5% | | | | GRM0332C1E150JA01# | | |
| | | 8.9pF | ±0.05pF | GRM0332C1E8R9WA01# | | | | 16pF | ±2% | GRM0332C1E160GA01# |
| | | | ±0.1pF | GRM0332C1E8R9BA01# | | | ±5% | | GRM0332C1E160JA01# | |
| | | | ±0.25pF | GRM0332C1E8R9CA01# | | | 18pF | | ±2% | GRM0332C1E180GA01# |
| | | ±0.5pF | GRM0332C1E8R9DA01# | ±5% | | | | GRM0332C1E180JA01# | | |
| | | 9.0pF | ±0.05pF | GRM0332C1E9R0WA01# | | | | 20pF | ±2% | GRM0332C1E200GA01# |
| | | | ±0.1pF | GRM0332C1E9R0BA01# | | | ±5% | | GRM0332C1E200JA01# | |
| | | | ±0.25pF | GRM0332C1E9R0CA01# | | | 22pF | | ±2% | GRM0332C1E220GA01# |
| | | ±0.5pF | GRM0332C1E9R0DA01# | ±5% | | | | GRM0332C1E220JA01# | | |
| | | 9.1pF | ±0.05pF | GRM0332C1E9R1WA01# | | | | 24pF | ±2% | GRM0332C1E240GA01# |
| | | | ±0.1pF | GRM0332C1E9R1BA01# | | | ±5% | | GRM0332C1E240JA01# | |
| | | | ±0.25pF | GRM0332C1E9R1CA01# | | | 27pF | | ±2% | GRM0332C1E270GA01# |
| | | ±0.5pF | GRM0332C1E9R1DA01# | ±5% | | | | GRM0332C1E270JA01# | | |
| | | 9.2pF | ±0.05pF | GRM0332C1E9R2WA01# | | | | 30pF | ±2% | GRM0332C1E300GA01# |
| | | | ±0.1pF | GRM0332C1E9R2BA01# | | | ±5% | | GRM0332C1E300JA01# | |
| | | | ±0.25pF | GRM0332C1E9R2CA01# | | | 33pF | | ±2% | GRM0332C1E330GA01# |
| | | ±0.5pF | GRM0332C1E9R2DA01# | ±5% | | | | GRM0332C1E330JA01# | | |
| | | 9.3pF | ±0.05pF | GRM0332C1E9R3WA01# | | | | 36pF | ±2% | GRM0332C1E360GA01# |
| | | | ±0.1pF | GRM0332C1E9R3BA01# | | | ±5% | | GRM0332C1E360JA01# | |
| | | | ±0.25pF | GRM0332C1E9R3CA01# | | | 39pF | | ±2% | GRM0332C1E390GA01# |

Part number # indicates the package specification code.

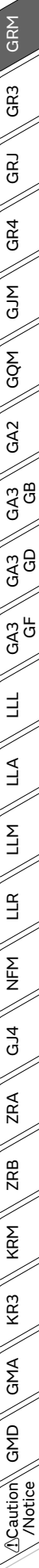
GRM
 GR3
 GRJ
 GR4
 GJM
 GQM
 GA2
 GA3 GB
 GA3 GD
 GA3 GF
 LLL
 LLA
 LLM
 LLR
 NFM
 GJ4
 ZRA
 ZRB
 KRM
 KR3
 GMA
 GMD
 ⚠Caution /Notice

GRM Series Temperature Compensating Type Part Number List

(→ 0.6×0.3mm)

| Rated Voltage | TC Code | Cap. | Tol. | Part Number | Rated Voltage | TC Code | Cap. | Tol. | Part Number | | | | |
|---------------|---------|--------|--------------------|--------------------|---------------|---------|--------------------|--------------------|--------------------|----|--------|---------|--------------------|
| 25Vdc | CH | 39pF | ±5% | GRM0332C1E390JA01# | 25Vdc | CJ | 2.6pF | ±0.05pF | GRM0333C1E2R6WA01# | | | | |
| | | | ±2% | GRM0332C1E430GA01# | | | | ±0.1pF | GRM0333C1E2R6BA01# | | | | |
| | | ±5% | GRM0332C1E430JA01# | ±0.25pF | | | | GRM0333C1E2R6CA01# | | | | | |
| | | 47pF | ±2% | GRM0332C1E470GA01# | | | 2.7pF | ±0.05pF | GRM0333C1E2R7WA01# | | | | |
| | | | ±5% | GRM0332C1E470JA01# | | | | ±0.1pF | GRM0333C1E2R7BA01# | | | | |
| | | 51pF | ±2% | GRM0332C1E510GA01# | | | | ±0.25pF | GRM0333C1E2R7CA01# | | | | |
| | | | ±5% | GRM0332C1E510JA01# | | | 2.8pF | ±0.05pF | GRM0333C1E2R8WA01# | | | | |
| | | 56pF | ±2% | GRM0332C1E560GA01# | | | | ±0.1pF | GRM0333C1E2R8BA01# | | | | |
| | | | ±5% | GRM0332C1E560JA01# | | | | ±0.25pF | GRM0333C1E2R8CA01# | | | | |
| | | 62pF | ±2% | GRM0332C1E620GA01# | | | 2.9pF | ±0.05pF | GRM0333C1E2R9WA01# | | | | |
| | | | ±5% | GRM0332C1E620JA01# | | | | ±0.1pF | GRM0333C1E2R9BA01# | | | | |
| | | 68pF | ±2% | GRM0332C1E680GA01# | | | | ±0.25pF | GRM0333C1E2R9CA01# | | | | |
| | | | ±5% | GRM0332C1E680JA01# | | | 3.0pF | ±0.05pF | GRM0333C1E3R0WA01# | | | | |
| | | 75pF | ±2% | GRM0332C1E750GA01# | | | | ±0.1pF | GRM0333C1E3R0BA01# | | | | |
| | | | ±5% | GRM0332C1E750JA01# | | | | ±0.25pF | GRM0333C1E3R0CA01# | | | | |
| | | 82pF | ±2% | GRM0332C1E820GA01# | | | 3.1pF | ±0.05pF | GRM0333C1E3R1WA01# | | | | |
| | | | ±5% | GRM0332C1E820JA01# | | | | ±0.1pF | GRM0333C1E3R1BA01# | | | | |
| | | 91pF | ±2% | GRM0332C1E910GA01# | | | | ±0.25pF | GRM0333C1E3R1CA01# | | | | |
| | | | ±5% | GRM0332C1E910JA01# | | | 3.2pF | ±0.05pF | GRM0333C1E3R2WA01# | | | | |
| | | 100pF | ±2% | GRM0332C1E101GA01# | | | | ±0.1pF | GRM0333C1E3R2BA01# | | | | |
| | | | ±5% | GRM0332C1E101JA01# | | | | ±0.25pF | GRM0333C1E3R2CA01# | | | | |
| | | 110pF | ±2% | GRM0332C1E111GA01# | | | 3.3pF | ±0.05pF | GRM0333C1E3R3WA01# | | | | |
| | | | ±5% | GRM0332C1E111JA01# | | | | ±0.1pF | GRM0333C1E3R3BA01# | | | | |
| | | 270pF | ±2% | GRM0332C1E271GA01# | | | | ±0.25pF | GRM0333C1E3R3CA01# | | | | |
| | | | ±5% | GRM0332C1E271JA01# | | | 3.4pF | ±0.05pF | GRM0333C1E3R4WA01# | | | | |
| | | 330pF | ±2% | GRM0332C1E331GA01# | | | | ±0.1pF | GRM0333C1E3R4BA01# | | | | |
| | | | ±5% | GRM0332C1E331JA01# | | | | ±0.25pF | GRM0333C1E3R4CA01# | | | | |
| | | 390pF | ±2% | GRM0332C1E391GA01# | | | 3.5pF | ±0.05pF | GRM0333C1E3R5WA01# | | | | |
| | | | ±5% | GRM0332C1E391JA01# | | | | ±0.1pF | GRM0333C1E3R5BA01# | | | | |
| | | 470pF | ±2% | GRM0332C1E471GA01# | | | | ±0.25pF | GRM0333C1E3R5CA01# | | | | |
| | | | ±5% | GRM0332C1E471JA01# | | | 3.6pF | ±0.05pF | GRM0333C1E3R6WA01# | | | | |
| | | 560pF | ±2% | GRM0332C1E561GA01# | | | | ±0.1pF | GRM0333C1E3R6BA01# | | | | |
| | | | ±5% | GRM0332C1E561JA01# | | | | ±0.25pF | GRM0333C1E3R6CA01# | | | | |
| | | 680pF | ±2% | GRM0332C1E681GA01# | | | 3.7pF | ±0.05pF | GRM0333C1E3R7WA01# | | | | |
| | | | ±5% | GRM0332C1E681JA01# | | | | ±0.1pF | GRM0333C1E3R7BA01# | | | | |
| | | 820pF | ±2% | GRM0332C1E821GA01# | | | | ±0.25pF | GRM0333C1E3R7CA01# | | | | |
| | | | ±5% | GRM0332C1E821JA01# | | | 3.8pF | ±0.05pF | GRM0333C1E3R8WA01# | | | | |
| | | 1000pF | ±2% | GRM0332C1E102GA01# | | | | ±0.1pF | GRM0333C1E3R8BA01# | | | | |
| | | | ±5% | GRM0332C1E102JA01# | | | | ±0.25pF | GRM0333C1E3R8CA01# | | | | |
| | | 25Vdc | CJ | 2.1pF | | | ±0.05pF | GRM0333C1E2R1WA01# | 25Vdc | CK | 0.10pF | ±0.05pF | GRM0334C1ER10WA01# |
| | | | | | | | ±0.1pF | GRM0333C1E2R1BA01# | | | | ±0.05pF | GRM0334C1ER20WA01# |
| | | | | | | | ±0.25pF | GRM0333C1E2R1CA01# | | | | ±0.1pF | GRM0334C1ER20BA01# |
| 2.2pF | ±0.05pF | | | GRM0333C1E2R2WA01# | 0.20pF | ±0.05pF | GRM0334C1ER30WA01# | | | | | | |
| | ±0.1pF | | | GRM0333C1E2R2BA01# | | ±0.1pF | GRM0334C1ER30BA01# | | | | | | |
| | ±0.25pF | | | GRM0333C1E2R2CA01# | | 0.30pF | ±0.05pF | GRM0334C1ER40WA01# | | | | | |
| 2.3pF | ±0.05pF | | | GRM0333C1E2R3WA01# | ±0.1pF | | GRM0334C1ER40BA01# | | | | | | |
| | ±0.1pF | | | GRM0333C1E2R3BA01# | ±0.25pF | | GRM0334C1ER50WA01# | | | | | | |
| | ±0.25pF | | | GRM0333C1E2R3CA01# | 0.40pF | ±0.05pF | GRM0334C1ER50BA01# | | | | | | |
| 2.4pF | ±0.05pF | | | GRM0333C1E2R4WA01# | | ±0.1pF | GRM0334C1ER60WA01# | | | | | | |
| | ±0.1pF | | | GRM0333C1E2R4BA01# | | ±0.25pF | GRM0334C1ER60BA01# | | | | | | |
| | ±0.25pF | | | GRM0333C1E2R4CA01# | 0.50pF | ±0.05pF | GRM0334C1ER70WA01# | | | | | | |
| 2.5pF | ±0.05pF | | | GRM0333C1E2R5WA01# | | ±0.1pF | GRM0334C1ER70BA01# | | | | | | |
| | ±0.1pF | | | GRM0333C1E2R5BA01# | | ±0.25pF | GRM0334C1ER70CA01# | | | | | | |
| | ±0.25pF | | | GRM0333C1E2R5CA01# | | | | | | | | | |

Part number # indicates the package specification code.



GRM Series Temperature Compensating Type Part Number List

(→ 0.6×0.3mm)

| Rated Voltage | TC Code | Cap. | Tol. | Part Number |
|---------------|---------|---------|---------|--------------------|
| 25Vdc | CK | 0.70pF | ±0.1pF | GRM0334C1ER70BA01# |
| | | | ±0.05pF | GRM0334C1ER80WA01# |
| | | 0.80pF | ±0.1pF | GRM0334C1ER80BA01# |
| | | | ±0.05pF | GRM0334C1ER90WA01# |
| | | 0.90pF | ±0.1pF | GRM0334C1ER90BA01# |
| | | | ±0.05pF | GRM0334C1E1R0WA01# |
| | | 1.0pF | ±0.1pF | GRM0334C1E1R0BA01# |
| | | | ±0.25pF | GRM0334C1E1R0CA01# |
| | | | ±0.05pF | GRM0334C1E1R1WA01# |
| | | 1.1pF | ±0.1pF | GRM0334C1E1R1BA01# |
| | | | ±0.25pF | GRM0334C1E1R1CA01# |
| | | | ±0.05pF | GRM0334C1E1R2WA01# |
| | | 1.2pF | ±0.1pF | GRM0334C1E1R2BA01# |
| | | | ±0.25pF | GRM0334C1E1R2CA01# |
| | | | ±0.05pF | GRM0334C1E1R3WA01# |
| | | 1.3pF | ±0.1pF | GRM0334C1E1R3BA01# |
| | | | ±0.25pF | GRM0334C1E1R3CA01# |
| | | | ±0.05pF | GRM0334C1E1R4WA01# |
| | | 1.4pF | ±0.1pF | GRM0334C1E1R4BA01# |
| | | | ±0.25pF | GRM0334C1E1R4CA01# |
| | | | ±0.05pF | GRM0334C1E1R5WA01# |
| | | 1.5pF | ±0.1pF | GRM0334C1E1R5BA01# |
| | | | ±0.25pF | GRM0334C1E1R5CA01# |
| | | | ±0.05pF | GRM0334C1E1R6WA01# |
| | | 1.6pF | ±0.1pF | GRM0334C1E1R6BA01# |
| | | | ±0.25pF | GRM0334C1E1R6CA01# |
| | | | ±0.05pF | GRM0334C1E1R7WA01# |
| | | 1.7pF | ±0.1pF | GRM0334C1E1R7BA01# |
| | | | ±0.25pF | GRM0334C1E1R7CA01# |
| | | | ±0.05pF | GRM0334C1E1R8WA01# |
| | | 1.8pF | ±0.1pF | GRM0334C1E1R8BA01# |
| | | | ±0.25pF | GRM0334C1E1R8CA01# |
| | | | ±0.05pF | GRM0334C1E1R9WA01# |
| | | 1.9pF | ±0.1pF | GRM0334C1E1R9BA01# |
| | | | ±0.25pF | GRM0334C1E1R9CA01# |
| | | | 2.0pF | ±0.05pF |
| | | ±0.1pF | | GRM0334C1E2R0BA01# |
| | | ±0.25pF | | GRM0334C1E2R0CA01# |

1.0×0.5mm

| Rated Voltage | TC Code | Cap. | Tol. | Part Number |
|---------------|---------|-------|------|--------------------|
| 100Vdc | COG | 120pF | ±2% | GRM1555C2A121GE01# |
| | | | ±5% | GRM1555C2A121JE01# |
| | | 150pF | ±2% | GRM1555C2A151GE01# |
| | | | ±5% | GRM1555C2A151JE01# |
| | | 180pF | ±2% | GRM1555C2A181GE01# |
| | | | ±5% | GRM1555C2A181JE01# |
| | | 220pF | ±2% | GRM1555C2A221GE01# |
| | | | ±5% | GRM1555C2A221JE01# |
| | | 270pF | ±2% | GRM1555C2A271GE01# |
| | | | ±5% | GRM1555C2A271JE01# |
| | | 330pF | ±2% | GRM1555C2A331GE01# |

| Rated Voltage | TC Code | Cap. | Tol. | Part Number | | |
|---------------|--------------------|--------------------|------|--------------------|-----|--------------------|
| 100Vdc | COG | 330pF | ±5% | GRM1555C2A331JE01# | | |
| | | | ±2% | GRM1555C2A391GE01# | | |
| | | 390pF | ±5% | GRM1555C2A391JE01# | | |
| | | | ±2% | GRM1555C2A471GE01# | | |
| | | 470pF | ±5% | GRM1555C2A471JE01# | | |
| | | | ±2% | GRM1555C2A561GE01# | | |
| | | 560pF | ±5% | GRM1555C2A561JE01# | | |
| | | | ±2% | GRM1555C2A681GE01# | | |
| | | 680pF | ±5% | GRM1555C2A681JE01# | | |
| | | | ±2% | GRM1555C2A821GE01# | | |
| | | 820pF | ±5% | GRM1555C2A821JE01# | | |
| | | | ±2% | GRM1555C2A102GE01# | | |
| | | 1000pF | ±5% | GRM1555C2A102JE01# | | |
| | | | ±1% | GRM1555C1H271FA01# | | |
| | | 50Vdc | COG | 270pF | ±2% | GRM1555C1H271GA01# |
| | | | | | ±5% | GRM1555C1H271JA01# |
| | | | | | ±1% | GRM1555C1H331FA01# |
| | | 330pF | ±2% | GRM1555C1H331GA01# | | |
| | | | ±5% | GRM1555C1H331JA01# | | |
| | | | ±1% | GRM1555C1H391FA01# | | |
| | | 390pF | ±2% | GRM1555C1H391GA01# | | |
| | | | ±5% | GRM1555C1H391JA01# | | |
| | | | ±1% | GRM1555C1H471FA01# | | |
| | | 470pF | ±2% | GRM1555C1H471GA01# | | |
| ±5% | GRM1555C1H471JA01# | | | | | |
| ±1% | GRM1555C1H561FA01# | | | | | |
| 560pF | ±2% | GRM1555C1H561GA01# | | | | |
| | ±5% | GRM1555C1H561JA01# | | | | |
| | ±1% | GRM1555C1H681FA01# | | | | |
| 680pF | ±2% | GRM1555C1H681GA01# | | | | |
| | ±5% | GRM1555C1H681JA01# | | | | |
| | ±1% | GRM1555C1H821FA01# | | | | |
| 820pF | ±2% | GRM1555C1H821GA01# | | | | |
| | ±5% | GRM1555C1H821JA01# | | | | |
| | ±1% | GRM1555C1H102FA01# | | | | |
| 1000pF | ±2% | GRM1555C1H102GA01# | | | | |
| | ±5% | GRM1555C1H102JA01# | | | | |
| | ±2% | GRM1555C1H122GA01# | | | | |
| 1200pF | ±5% | GRM1555C1H122JA01# | | | | |
| | ±2% | GRM1555C1H152GA01# | | | | |
| 1500pF | ±5% | GRM1555C1H152JA01# | | | | |
| | ±2% | GRM1555C1H182GA01# | | | | |
| 1800pF | ±5% | GRM1555C1H182JA01# | | | | |
| | ±2% | GRM1555C1H222GA01# | | | | |
| 2200pF | ±5% | GRM1555C1H222JA01# | | | | |
| | ±2% | GRM1555C1H272GE01# | | | | |
| 2700pF | ±5% | GRM1555C1H272JE01# | | | | |
| | ±2% | GRM1555C1H332GE01# | | | | |
| 3300pF | ±5% | GRM1555C1H332JE01# | | | | |
| | ±2% | GRM1555C1H392GE01# | | | | |
| 3900pF | ±5% | GRM1555C1H392JE01# | | | | |
| | ±2% | GRM1555C1H472GE01# | | | | |
| 4700pF | ±5% | GRM1555C1H472JE01# | | | | |
| | ±2% | GRM1555C1H562GE01# | | | | |
| 5600pF | ±2% | GRM1555C1H562JE01# | | | | |

Part number # indicates the package specification code.

GRM
 GR3
 GRJ
 GR4
 GJM
 GQM
 GA2
 GA3 GB
 GA3 GD
 GA3 GF
 LLL
 LLA
 LLM
 LLR
 NFM
 GJ4
 ZRA
 ZRB
 KRM
 KR3
 GMA
 GMD
 △Caution /Notice

GRM Series Temperature Compensating Type Part Number List

(→ 1.0×0.5mm)

| Rated Voltage | TC Code | Cap. | Tol. | Part Number | |
|---------------|---------|--------------------|--------------------|--------------------|--------------------|
| 50Vdc | COG | 560pF | ±5% | GRM1555C1H562JE01# | |
| | | | ±2% | GRM1555C1H682GE01# | |
| | | 680pF | ±2% | GRM1555C1H682JE01# | |
| | | | ±5% | GRM1555C1H682JE01# | |
| | | | ±5% | GRM1555C1H682JE01# | |
| | | 820pF | ±2% | GRM1555C1H822GE01# | |
| | | | ±5% | GRM1555C1H822JE01# | |
| | | CH | 270pF | ±2% | GRM1552C1H271GA01# |
| | | | | ±5% | GRM1552C1H271JA01# |
| | | | 330pF | ±2% | GRM1552C1H331GA01# |
| | ±5% | | | GRM1552C1H331JA01# | |
| | 390pF | | ±2% | GRM1552C1H391GA01# | |
| | | | ±5% | GRM1552C1H391JA01# | |
| | 470pF | | ±2% | GRM1552C1H471GA01# | |
| | | | ±5% | GRM1552C1H471JA01# | |
| | 560pF | | ±2% | GRM1552C1H561GA01# | |
| | | | ±5% | GRM1552C1H561JA01# | |
| | 680pF | ±2% | GRM1552C1H681GA01# | | |
| | | ±5% | GRM1552C1H681JA01# | | |
| | 820pF | ±2% | GRM1552C1H821GA01# | | |
| ±5% | | GRM1552C1H821JA01# | | | |
| 1000pF | ±2% | GRM1552C1H102GA01# | | | |
| | ±5% | GRM1552C1H102JA01# | | | |
| 35Vdc | COG | 10000pF | ±2% | GRM1555CVA103GE01# | |
| | | | ±5% | GRM1555CVA103JE01# | |
| 25Vdc | COG | 10000pF | ±2% | GRM1555C1E103GE01# | |
| | | | ±5% | GRM1555C1E103JE01# | |
| 10Vdc | U2J | 2400pF | ±5% | GRM1557U1A242JA01# | |
| | | | ±5% | GRM1557U1A272JA01# | |
| | | 2700pF | ±5% | GRM1557U1A272JA01# | |
| | | | ±5% | GRM1557U1A302JA01# | |
| | | 3000pF | ±5% | GRM1557U1A302JA01# | |
| | | | ±5% | GRM1557U1A332JA01# | |
| | | 3300pF | ±5% | GRM1557U1A332JA01# | |
| | | | ±5% | GRM1557U1A362JA01# | |
| | 3900pF | ±5% | GRM1557U1A392JA01# | | |
| | | ±5% | GRM1557U1A432JA01# | | |
| | UJ | 2400pF | ±5% | GRM1553U1A242JA01# | |
| | | | ±5% | GRM1553U1A272JA01# | |
| | | 2700pF | ±5% | GRM1553U1A272JA01# | |
| | | | ±5% | GRM1553U1A302JA01# | |
| | | 3000pF | ±5% | GRM1553U1A302JA01# | |
| | | | ±5% | GRM1553U1A332JA01# | |
| 3300pF | | ±5% | GRM1553U1A332JA01# | | |
| | | ±5% | GRM1553U1A362JA01# | | |
| 3900pF | ±5% | GRM1553U1A392JA01# | | | |
| | ±5% | GRM1553U1A432JA01# | | | |
| 4700pF | ±5% | GRM1553U1A472JA01# | | | |
| | ±5% | GRM1553U1A472JA01# | | | |

1.6×0.8mm

| Rated Voltage | TC Code | Cap. | Tol. | Part Number |
|---------------|---------|------|--------------------|--------------------|
| 250Vdc | COG | 10pF | ±1% | GRM1885C2E100FW07# |
| | | | ±2% | GRM1885C2E100GW07# |
| | | | ±5% | GRM1885C2E100JW07# |
| | | 12pF | ±1% | GRM1885C2E120FW07# |
| | | | ±2% | GRM1885C2E120GW07# |
| | | | ±5% | GRM1885C2E120JW07# |
| | 15pF | ±1% | GRM1885C2E150FW07# | |
| | | ±2% | GRM1885C2E150GW07# | |

| Rated Voltage | TC Code | Cap. | Tol. | Part Number |
|---------------|---------|--------------------|--------------------|--------------------|
| 250Vdc | COG | 15pF | ±5% | GRM1885C2E150JW07# |
| | | | ±1% | GRM1885C2E180FW07# |
| | | 18pF | ±1% | GRM1885C2E180FW07# |
| | | | ±2% | GRM1885C2E180GW07# |
| | | | ±5% | GRM1885C2E180JW07# |
| | | 22pF | ±1% | GRM1885C2E220FW07# |
| | | | ±2% | GRM1885C2E220GW07# |
| | | | ±5% | GRM1885C2E220JW07# |
| | | 27pF | ±1% | GRM1885C2E270FW07# |
| | | | ±2% | GRM1885C2E270GW07# |
| | ±5% | | GRM1885C2E270JW07# | |
| | 33pF | ±1% | GRM1885C2E330FW07# | |
| | | ±2% | GRM1885C2E330GW07# | |
| | | ±5% | GRM1885C2E330JW07# | |
| | 39pF | ±1% | GRM1885C2E390FW07# | |
| | | | GRM1885C2E390GW07# | |
| | | ±2% | GRM1885C2E390JW07# | |
| | | | ±5% | GRM1885C2E390JW07# |
| | | | | GRM1885C2E390JW07# |
| | 47pF | ±1% | GRM1885C2E470FW07# | |
| ±2% | | GRM1885C2E470GW07# | | |
| ±5% | | GRM1885C2E470JW07# | | |
| 100Vdc | COG | 1000pF | ±5% | GRM1885C2A102JA01# |
| | | 1200pF | ±5% | GRM1885C2A122JA01# |
| | | 1300pF | ±5% | GRM1885C2A132JA01# |
| | | 1500pF | ±5% | GRM1885C2A152JA01# |
| | | 1800pF | ±5% | GRM1885C2A182JA01# |
| | | 2200pF | ±5% | GRM1885C2A222JA01# |
| | | 2700pF | ±5% | GRM1885C2A272JA01# |
| | | 3300pF | ±5% | GRM1885C2A332JA01# |
| | 3900pF | ±5% | GRM1885C2A392JA01# | |
| | CH | 1000pF | ±5% | GRM1882C2A102JA01# |
| | | 1200pF | ±5% | GRM1882C2A122JA01# |
| | | 1300pF | ±5% | GRM1882C2A132JA01# |
| | | 1500pF | ±5% | GRM1882C2A152JA01# |
| | | 1800pF | ±5% | GRM1882C2A182JA01# |
| | | 2200pF | ±5% | GRM1882C2A222JA01# |
| | | 2700pF | ±5% | GRM1882C2A272JA01# |
| 3300pF | | ±5% | GRM1882C2A332JA01# | |
| 3900pF | ±5% | GRM1882C2A392JA01# | | |
| 50Vdc | COG | 1000pF | ±5% | GRM1885C1H102JA01# |
| | | 1100pF | ±5% | GRM1885C1H112JA01# |
| | | 1200pF | ±5% | GRM1885C1H122JA01# |
| | | 1300pF | ±5% | GRM1885C1H132JA01# |
| | | 1500pF | ±5% | GRM1885C1H152JA01# |
| | | 1600pF | ±5% | GRM1885C1H162JA01# |
| | | 1800pF | ±5% | GRM1885C1H182JA01# |
| | | 2000pF | ±5% | GRM1885C1H202JA01# |
| | | 2200pF | ±5% | GRM1885C1H222JA01# |
| | | 2400pF | ±5% | GRM1885C1H242JA01# |
| | | 2700pF | ±5% | GRM1885C1H272JA01# |
| | | 3000pF | ±5% | GRM1885C1H302JA01# |
| | | 3300pF | ±5% | GRM1885C1H332JA01# |
| | | 3600pF | ±5% | GRM1885C1H362JA01# |
| | | 3900pF | ±5% | GRM1885C1H392JA01# |
| | | 4300pF | ±5% | GRM1885C1H432JA01# |
| 4700pF | ±5% | GRM1885C1H472JA01# | | |

Part number # indicates the package specification code.



GRM Series Temperature Compensating Type Part Number List

(→ 1.6×0.8mm)

| Rated Voltage | TC Code | Cap. | Tol. | Part Number | Rated Voltage | TC Code | Cap. | Tol. | Part Number | | |
|---------------|---------|--------------------|--------------------|--------------------|---------------|--------------------|--------------------|--------------------|--------------------|-----|--------------------|
| 50Vdc | COG | 5100pF | ±5% | GRM1885C1H512JA01# | 50Vdc | UJ | 3000pF | ±5% | GRM1853U1H302JA44# | | |
| | | 5600pF | ±5% | GRM1885C1H562JA01# | | | 3300pF | ±5% | GRM1853U1H332JA44# | | |
| | | 6200pF | ±5% | GRM1885C1H622JA01# | | | 3600pF | ±5% | GRM1853U1H362JA44# | | |
| | | 6800pF | ±5% | GRM1885C1H682JA01# | | | 3900pF | ±5% | GRM1853U1H392JA44# | | |
| | | 7500pF | ±5% | GRM1885C1H752JA01# | | | 4300pF | ±5% | GRM1853U1H432JA44# | | |
| | | 8200pF | ±5% | GRM1885C1H822JA01# | | | 4700pF | ±5% | GRM1853U1H472JA44# | | |
| | | 9100pF | ±5% | GRM1885C1H912JA01# | | | 10Vdc | SL | 5600pF | ±5% | GRM1851X1A562JA44# |
| | | 10000pF | ±5% | GRM1885C1H103JA01# | | | | | 6800pF | ±5% | GRM1851X1A682JA44# |
| | CH | 1000pF | ±5% | GRM1882C1H102JA01# | 8200pF | ±5% | | | GRM1851X1A822JA44# | | |
| | | 1100pF | ±5% | GRM1882C1H112JA01# | 1000pF | ±5% | | | GRM1851X1A103JA44# | | |
| | | 1200pF | ±5% | GRM1882C1H122JA01# | 1200pF | ±5% | | | GRM1881X1A123JA01# | | |
| | | 1300pF | ±5% | GRM1882C1H132JA01# | 1500pF | ±5% | | | GRM1881X1A153JA01# | | |
| | | 1500pF | ±5% | GRM1882C1H152JA01# | 1800pF | ±5% | | | GRM1881X1A183JA01# | | |
| | | 1600pF | ±5% | GRM1882C1H162JA01# | 2200pF | ±5% | | | GRM1881X1A223JA01# | | |
| | | 1800pF | ±5% | GRM1882C1H182JA01# | 2400pF | ±5% | | | GRM1881X1A243JA01# | | |
| | | 2000pF | ±5% | GRM1882C1H202JA01# | 2700pF | ±5% | | | GRM1881X1A273JA01# | | |
| | | 2200pF | ±5% | GRM1882C1H222JA01# | 3000pF | ±5% | | GRM1881X1A303JA01# | | | |
| | | 2400pF | ±5% | GRM1882C1H242JA01# | 3300pF | ±5% | | GRM1881X1A333JA01# | | | |
| | | 2700pF | ±5% | GRM1882C1H272JA01# | U2J | 5600pF | | ±5% | GRM1857U1A562JA44# | | |
| | | 3000pF | ±5% | GRM1882C1H302JA01# | | 6800pF | | ±5% | GRM1857U1A682JA44# | | |
| | | 3300pF | ±5% | GRM1882C1H332JA01# | | 8200pF | | ±5% | GRM1857U1A822JA44# | | |
| | | 3600pF | ±5% | GRM1882C1H362JA01# | | 1000pF | | ±5% | GRM1857U1A103JA44# | | |
| | | 3900pF | ±5% | GRM1882C1H392JA01# | | 1200pF | | ±5% | GRM1887U1A123JA01# | | |
| | | 4300pF | ±5% | GRM1882C1H432JA01# | | 1500pF | | ±5% | GRM1887U1A153JA01# | | |
| | | 4700pF | ±5% | GRM1882C1H472JA01# | | 1800pF | | ±5% | GRM1887U1A183JA01# | | |
| | | 5100pF | ±5% | GRM1882C1H512JA01# | | 2200pF | | ±5% | GRM1887U1A223JA01# | | |
| | | 5600pF | ±5% | GRM1882C1H562JA01# | | 2400pF | ±5% | GRM1887U1A243JA01# | | | |
| | | 6200pF | ±5% | GRM1882C1H622JA01# | | 2700pF | ±5% | GRM1887U1A273JA01# | | | |
| | | 6800pF | ±5% | GRM1882C1H682JA01# | 3000pF | ±5% | GRM1887U1A303JA01# | | | | |
| | | 7500pF | ±5% | GRM1882C1H752JA01# | 3300pF | ±5% | GRM1887U1A333JA01# | | | | |
| | | 8200pF | ±5% | GRM1882C1H822JA01# | UJ | 5600pF | ±5% | GRM1853U1A562JA44# | | | |
| | | 9100pF | ±5% | GRM1882C1H912JA01# | | 6800pF | ±5% | GRM1853U1A682JA44# | | | |
| | | 10000pF | ±5% | GRM1882C1H103JA01# | | 8200pF | ±5% | GRM1853U1A822JA44# | | | |
| | | SL | 2200pF | ±5% | | GRM1851X1H222JA44# | 1000pF | ±5% | GRM1853U1A103JA44# | | |
| | | | 2400pF | ±5% | | GRM1851X1H242JA44# | 1200pF | ±5% | GRM1883U1A123JA01# | | |
| | | | 2700pF | ±5% | | GRM1851X1H272JA44# | 1500pF | ±5% | GRM1883U1A153JA01# | | |
| | | | 3000pF | ±5% | | GRM1851X1H302JA44# | 1800pF | ±5% | GRM1883U1A183JA01# | | |
| | | | 3300pF | ±5% | | GRM1851X1H332JA44# | 2200pF | ±5% | GRM1883U1A223JA01# | | |
| | | | 3600pF | ±5% | | GRM1851X1H362JA44# | 2400pF | ±5% | GRM1883U1A243JA01# | | |
| | | | 3900pF | ±5% | | GRM1851X1H392JA44# | 2700pF | ±5% | GRM1883U1A273JA01# | | |
| | 4300pF | | ±5% | GRM1851X1H432JA44# | 3000pF | ±5% | GRM1883U1A303JA01# | | | | |
| | 4700pF | ±5% | GRM1851X1H472JA44# | 3300pF | ±5% | GRM1883U1A333JA01# | | | | | |
| | U2J | 2200pF | ±5% | GRM1857U1H222JA44# | 6.3Vdc | SL | 2400pF | ±5% | GRM1881X0J243JA01# | | |
| | | 2400pF | ±5% | GRM1857U1H242JA44# | | | 2700pF | ±5% | GRM1881X0J273JA01# | | |
| 2700pF | | ±5% | GRM1857U1H272JA44# | 3000pF | | | ±5% | GRM1881X0J303JA01# | | | |
| 3000pF | | ±5% | GRM1857U1H302JA44# | 3300pF | | | ±5% | GRM1881X0J333JA01# | | | |
| 3300pF | | ±5% | GRM1857U1H332JA44# | U2J | | | 2400pF | ±5% | GRM1887U0J243JA01# | | |
| 3600pF | | ±5% | GRM1857U1H362JA44# | | | 2700pF | ±5% | GRM1887U0J273JA01# | | | |
| 3900pF | | ±5% | GRM1857U1H392JA44# | | | 3000pF | ±5% | GRM1887U0J303JA01# | | | |
| 4300pF | | ±5% | GRM1857U1H432JA44# | | | 3300pF | ±5% | GRM1887U0J333JA01# | | | |
| 4700pF | ±5% | GRM1857U1H472JA44# | UJ | | | 2400pF | ±5% | GRM1883U0J243JA01# | | | |
| UJ | 2200pF | ±5% | | GRM1853U1H222JA44# | | 2700pF | ±5% | GRM1883U0J273JA01# | | | |
| | 2400pF | ±5% | | GRM1853U1H242JA44# | 3000pF | ±5% | GRM1883U0J303JA01# | | | | |
| | 2700pF | ±5% | | GRM1853U1H272JA44# | 3300pF | ±5% | GRM1883U0J333JA01# | | | | |

Part number # indicates the package specification code.



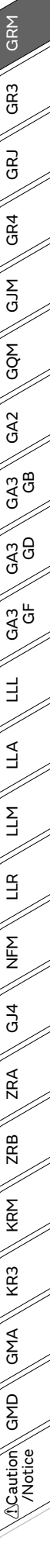
GRM Series Temperature Compensating Type Part Number List

2.0×1.25mm

| Rated Voltage | TC Code | Cap. | Tol. | Part Number |
|---------------|---------|-------|------|--------------------|
| 630Vdc | COG | 10pF | ±1% | GRM21A5C2J100FWA1# |
| | | | ±2% | GRM21A5C2J100GWA1# |
| | | | ±5% | GRM21A5C2J100JWA1# |
| | | 12pF | ±1% | GRM21A5C2J120FWA1# |
| | | | ±2% | GRM21A5C2J120GWA1# |
| | | | ±5% | GRM21A5C2J120JWA1# |
| | | 15pF | ±1% | GRM21A5C2J150FWA1# |
| | | | ±2% | GRM21A5C2J150GWA1# |
| | | | ±5% | GRM21A5C2J150JWA1# |
| | | 18pF | ±1% | GRM21A5C2J180FWA1# |
| | | | ±2% | GRM21A5C2J180GWA1# |
| | | | ±5% | GRM21A5C2J180JWA1# |
| | | 22pF | ±1% | GRM21A5C2J220FWA1# |
| | | | ±2% | GRM21A5C2J220GWA1# |
| | | | ±5% | GRM21A5C2J220JWA1# |
| | | 27pF | ±1% | GRM21A5C2J270FWA1# |
| | | | ±2% | GRM21A5C2J270GWA1# |
| | | | ±5% | GRM21A5C2J270JWA1# |
| | | 33pF | ±1% | GRM21A5C2J330FWA1# |
| | | | ±2% | GRM21A5C2J330GWA1# |
| | | | ±5% | GRM21A5C2J330JWA1# |
| | | 39pF | ±1% | GRM21A5C2J390FWA1# |
| | | | ±2% | GRM21A5C2J390GWA1# |
| | | | ±5% | GRM21A5C2J390JWA1# |
| | | 47pF | ±1% | GRM21A5C2J470FWA1# |
| | | | ±2% | GRM21A5C2J470GWA1# |
| | | | ±5% | GRM21A5C2J470JWA1# |
| | | 56pF | ±1% | GRM21A5C2J560FWA1# |
| | | | ±2% | GRM21A5C2J560GWA1# |
| | | | ±5% | GRM21A5C2J560JWA1# |
| | | 68pF | ±1% | GRM21A5C2J680FWA1# |
| | | | ±2% | GRM21A5C2J680GWA1# |
| | | | ±5% | GRM21A5C2J680JWA1# |
| | | 82pF | ±1% | GRM21A5C2J820FWA1# |
| | | | ±2% | GRM21A5C2J820GWA1# |
| | | | ±5% | GRM21A5C2J820JWA1# |
| | | 100pF | ±1% | GRM21A5C2J101FWA1# |
| | | | ±2% | GRM21A5C2J101GWA1# |
| | | | ±5% | GRM21A5C2J101JWA1# |
| | | 120pF | ±1% | GRM21A5C2J121FWA1# |
| | | | ±2% | GRM21A5C2J121GWA1# |
| | | | ±5% | GRM21A5C2J121JWA1# |
| | | 150pF | ±1% | GRM21A5C2J151FWA1# |
| | | | ±2% | GRM21A5C2J151GWA1# |
| | | | ±5% | GRM21A5C2J151JWA1# |
| | | 180pF | ±1% | GRM21A5C2J181FWA1# |
| | | | ±2% | GRM21A5C2J181GWA1# |
| | | | ±5% | GRM21A5C2J181JWA1# |
| | | 220pF | ±1% | GRM21A5C2J221FWA1# |
| | | | ±2% | GRM21A5C2J221GWA1# |
| | | | ±5% | GRM21A5C2J221JWA1# |
| | | 270pF | ±1% | GRM21A5C2J271FWA1# |

| Rated Voltage | TC Code | Cap. | Tol. | Part Number | | |
|---------------|--------------------|--------------------|--------------------|--------------------|-----|--------------------|
| 630Vdc | COG | 270pF | ±2% | GRM21A5C2J271GWA1# | | |
| | | | ±5% | GRM21A5C2J271JWA1# | | |
| | | 330pF | ±1% | GRM21A5C2J331FWA1# | | |
| | | | ±2% | GRM21A5C2J331GWA1# | | |
| | | | ±5% | GRM21A5C2J331JWA1# | | |
| | | | ±5% | GRM21A5C2J331JWA1# | | |
| | | 390pF | ±1% | GRM21A5C2J391FWA1# | | |
| | | | ±2% | GRM21A5C2J391GWA1# | | |
| | | | ±5% | GRM21A5C2J391JWA1# | | |
| | | 470pF | ±1% | GRM21A5C2J471FWA1# | | |
| | | | ±2% | GRM21A5C2J471GWA1# | | |
| | | | ±5% | GRM21A5C2J471JWA1# | | |
| | | 560pF | ±1% | GRM21A5C2J561FWA1# | | |
| | | | ±2% | GRM21A5C2J561GWA1# | | |
| | | | ±5% | GRM21A5C2J561JWA1# | | |
| | | | ±5% | GRM21A5C2J561JWA1# | | |
| | | 680pF | ±1% | GRM21B5C2J681FWA3# | | |
| | | | ±2% | GRM21B5C2J681GWA3# | | |
| | | | ±5% | GRM21B5C2J681JWA3# | | |
| | | 820pF | ±1% | GRM21B5C2J821FWA3# | | |
| | | | ±2% | GRM21B5C2J821GWA3# | | |
| | | | ±5% | GRM21B5C2J821JWA3# | | |
| | | 1000pF | ±1% | GRM21B5C2J102FWA3# | | |
| | | | ±2% | GRM21B5C2J102GWA3# | | |
| | | | ±5% | GRM21B5C2J102JWA3# | | |
| | | 1200pF | ±1% | GRM21B5C2J122FWA3# | | |
| | | | ±2% | GRM21B5C2J122GWA3# | | |
| | | | ±5% | GRM21B5C2J122JWA3# | | |
| | | 1500pF | ±1% | GRM21B5C2J152FWAA# | | |
| | | | ±2% | GRM21B5C2J152GWAA# | | |
| | | | ±5% | GRM21B5C2J152JWAA# | | |
| | | 1800pF | ±1% | GRM21B5C2J182FWAA# | | |
| | | | ±2% | GRM21B5C2J182GWAA# | | |
| | | | ±5% | GRM21B5C2J182JWAA# | | |
| | | 2200pF | ±1% | GRM21B5C2J222FWAA# | | |
| | | | ±2% | GRM21B5C2J222GWAA# | | |
| | | | ±5% | GRM21B5C2J222JWAA# | | |
| | | 250Vdc | COG | 10pF | ±1% | GRM21A5C2E100FW01# |
| | | ±2% | GRM21A5C2E100GW01# | | | |
| | | ±5% | GRM21A5C2E100JW01# | | | |
| | | 12pF | ±1% | GRM21A5C2E120FW01# | | |
| | | | ±2% | GRM21A5C2E120GW01# | | |
| | | | ±5% | GRM21A5C2E120JW01# | | |
| | | 15pF | ±1% | GRM21A5C2E150FW01# | | |
| | | | ±2% | GRM21A5C2E150GW01# | | |
| | | | ±5% | GRM21A5C2E150JW01# | | |
| | | 18pF | ±1% | GRM21A5C2E180FW01# | | |
| | | | ±2% | GRM21A5C2E180GW01# | | |
| ±5% | GRM21A5C2E180JW01# | | | | | |
| 22pF | ±1% | GRM21A5C2E220FW01# | | | | |
| | ±2% | GRM21A5C2E220GW01# | | | | |
| | ±5% | GRM21A5C2E220JW01# | | | | |
| 27pF | ±1% | GRM21A5C2E270FW01# | | | | |
| | ±2% | GRM21A5C2E270GW01# | | | | |
| | ±5% | GRM21A5C2E270JW01# | | | | |
| 33pF | ±1% | GRM21A5C2E330FW01# | | | | |

Part number # indicates the package specification code.

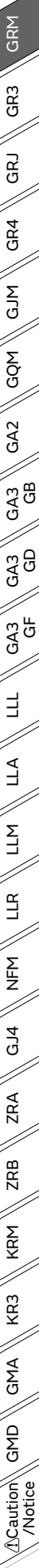


GRM Series Temperature Compensating Type Part Number List

(→ 2.0×1.25mm)

| Rated Voltage | TC Code | Cap. | Tol. | Part Number | Rated Voltage | TC Code | Cap. | Tol. | Part Number | |
|---------------|---------|--------|------|--------------------|---------------|---------|---------|-------|--------------------|--------------------|
| 250Vdc | COG | 33pF | ±2% | GRM21A5C2E330GW01# | 250Vdc | COG | 1000pF | ±2% | GRM21A5C2E102GWA1# | |
| | | | ±5% | GRM21A5C2E330JW01# | | | | ±5% | GRM21A5C2E102JWA1# | |
| | | 39pF | ±1% | GRM21A5C2E390FW01# | | | 1200pF | ±1% | GRM21A5C2E122FWA1# | |
| | | | ±2% | GRM21A5C2E390GW01# | | | | ±2% | GRM21A5C2E122GWA1# | |
| | | | ±5% | GRM21A5C2E390JW01# | | | | ±5% | GRM21A5C2E122JWA1# | |
| | | 47pF | ±1% | GRM21A5C2E470FW01# | | | 1500pF | ±1% | GRM21A5C2E152FWA1# | |
| | | | ±2% | GRM21A5C2E470GW01# | | | | ±2% | GRM21A5C2E152GWA1# | |
| | | | ±5% | GRM21A5C2E470JW01# | | | | ±5% | GRM21A5C2E152JWA1# | |
| | | 56pF | ±1% | GRM21A5C2E560FW01# | | | 1800pF | ±1% | GRM21A5C2E182FWA1# | |
| | | | ±2% | GRM21A5C2E560GW01# | | | | ±2% | GRM21A5C2E182GWA1# | |
| | | | ±5% | GRM21A5C2E560JW01# | | | | ±5% | GRM21A5C2E182JWA1# | |
| | | 68pF | ±1% | GRM21A5C2E680FW01# | | | 2200pF | ±1% | GRM21A5C2E222FWA1# | |
| | | | ±2% | GRM21A5C2E680GW01# | | | | ±2% | GRM21A5C2E222GWA1# | |
| | | | ±5% | GRM21A5C2E680JW01# | | | | ±5% | GRM21A5C2E222JWA1# | |
| | | 82pF | ±1% | GRM21A5C2E820FW01# | | | 2700pF | ±1% | GRM21A5C2E272FWA1# | |
| | | | ±2% | GRM21A5C2E820GW01# | | | | ±2% | GRM21A5C2E272GWA1# | |
| | | | ±5% | GRM21A5C2E820JW01# | | | | ±5% | GRM21A5C2E272JWA1# | |
| | | 100pF | ±1% | GRM21A5C2E101FW01# | | | 3300pF | ±1% | GRM21B5C2E332FWA1# | |
| | | | ±2% | GRM21A5C2E101GW01# | | | | ±2% | GRM21B5C2E332GWA1# | |
| | | | ±5% | GRM21A5C2E101JW01# | | | | ±5% | GRM21B5C2E332JWA1# | |
| | | 120pF | ±1% | GRM21A5C2E121FW01# | | | 3900pF | ±1% | GRM21B5C2E392FWA1# | |
| | | | ±2% | GRM21A5C2E121GW01# | | | | ±2% | GRM21B5C2E392GWA1# | |
| | | | ±5% | GRM21A5C2E121JW01# | | | | ±5% | GRM21B5C2E392JWA1# | |
| | | 150pF | ±1% | GRM21A5C2E151FW01# | | | 4700pF | ±1% | GRM21B5C2E472FWA1# | |
| | | | ±2% | GRM21A5C2E151GW01# | | | | ±2% | GRM21B5C2E472GWA1# | |
| | | | ±5% | GRM21A5C2E151JW01# | | | | ±5% | GRM21B5C2E472JWA1# | |
| | | 180pF | ±1% | GRM21A5C2E181FW01# | | | 5600pF | ±1% | GRM21B5C2E562FWAA# | |
| | | | ±2% | GRM21A5C2E181GW01# | | | | ±2% | GRM21B5C2E562GWAA# | |
| | | | ±5% | GRM21A5C2E181JW01# | | | | ±5% | GRM21B5C2E562JWAA# | |
| | | 220pF | ±1% | GRM21A5C2E221FW01# | | | 6800pF | ±1% | GRM21B5C2E682FWAA# | |
| | | | ±2% | GRM21A5C2E221GW01# | | | | ±2% | GRM21B5C2E682GWAA# | |
| | | | ±5% | GRM21A5C2E221JW01# | | | | ±5% | GRM21B5C2E682JWAA# | |
| | | 270pF | ±1% | GRM21A5C2E271FW01# | | | 8200pF | ±1% | GRM21B5C2E822FWAA# | |
| | | | ±2% | GRM21A5C2E271GW01# | | | | ±2% | GRM21B5C2E822GWAA# | |
| | | | ±5% | GRM21A5C2E271JW01# | | | | ±5% | GRM21B5C2E822JWAA# | |
| | | 330pF | ±1% | GRM21A5C2E331FW01# | | | 10000pF | ±1% | GRM21B5C2E103FWAA# | |
| | | | ±2% | GRM21A5C2E331GW01# | | | | ±2% | GRM21B5C2E103GWAA# | |
| | | | ±5% | GRM21A5C2E331JW01# | | | | ±5% | GRM21B5C2E103JWAA# | |
| | | 390pF | ±1% | GRM21A5C2E391FWA1# | | | U2J | 100pF | ±5% | GRM21A7U2E101JW31# |
| | | | ±2% | GRM21A5C2E391GWA1# | | | | 120pF | ±5% | GRM21A7U2E121JW31# |
| | | | ±5% | GRM21A5C2E391JWA1# | | | | 150pF | ±5% | GRM21A7U2E151JW31# |
| | | 470pF | ±1% | GRM21A5C2E471FWA1# | | | 180pF | ±5% | GRM21A7U2E181JW31# | |
| | | | ±2% | GRM21A5C2E471GWA1# | | | 220pF | ±5% | GRM21A7U2E221JW31# | |
| | | | ±5% | GRM21A5C2E471JWA1# | | | 270pF | ±5% | GRM21A7U2E271JW31# | |
| | | 560pF | ±1% | GRM21A5C2E561FWA1# | | | 330pF | ±5% | GRM21A7U2E331JW31# | |
| | | | ±2% | GRM21A5C2E561GWA1# | | | 390pF | ±5% | GRM21A7U2E391JW31# | |
| | | | ±5% | GRM21A5C2E561JWA1# | | | 470pF | ±5% | GRM21A7U2E471JW31# | |
| | | 680pF | ±1% | GRM21A5C2E681FWA1# | | | 560pF | ±5% | GRM21A7U2E561JW31# | |
| | | | ±2% | GRM21A5C2E681GWA1# | | | 680pF | ±5% | GRM21A7U2E681JW31# | |
| | | | ±5% | GRM21A5C2E681JWA1# | | | 820pF | ±5% | GRM21A7U2E821JW31# | |
| | | 820pF | ±1% | GRM21A5C2E821FWA1# | | | 1000pF | ±5% | GRM21A7U2E102JW31# | |
| | | | ±2% | GRM21A5C2E821GWA1# | | | 1200pF | ±5% | GRM21A7U2E122JW31# | |
| | | | ±5% | GRM21A5C2E821JWA1# | | | 1500pF | ±5% | GRM21A7U2E152JW31# | |
| | | 1000pF | ±1% | GRM21A5C2E102FWA1# | | | 1800pF | ±5% | GRM21A7U2E182JW31# | |

Part number # indicates the package specification code.

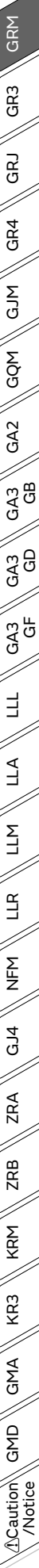


GRM Series Temperature Compensating Type Part Number List

(→ 2.0×1.25mm)

| Rated Voltage | TC Code | Cap. | Tol. | Part Number | Rated Voltage | TC Code | Cap. | Tol. | Part Number | | |
|---------------|---------|--------------------|--------|--------------------|--------------------|---------|--------------------|------|--------------------|--------------------|--------------------|
| 250Vdc | U2J | 2200pF | ±5% | GRM21A7U2E222JW31# | 200Vdc | COG | 220pF | ±1% | GRM21A5C2D221FW01# | | |
| | | 2700pF | ±5% | GRM21B7U2E272JW32# | | | | ±2% | GRM21A5C2D221GW01# | | |
| | | 3300pF | ±5% | GRM21B7U2E332JW32# | | | | ±5% | GRM21A5C2D221JW01# | | |
| | | 3900pF | ±5% | GRM21B7U2E392JW32# | | | 270pF | ±1% | GRM21A5C2D271FW01# | | |
| | | 4700pF | ±5% | GRM21B7U2E472JW32# | | | | ±2% | GRM21A5C2D271GW01# | | |
| | | 5600pF | ±5% | GRM21B7U2E562JW32# | | | | ±5% | GRM21A5C2D271JW01# | | |
| 200Vdc | COG | 10pF | ±1% | GRM21A5C2D100FW01# | | | 330pF | ±1% | GRM21A5C2D331FW01# | | |
| | | | ±2% | GRM21A5C2D100GW01# | | | | ±2% | GRM21A5C2D331GW01# | | |
| | | | ±5% | GRM21A5C2D100JW01# | | | | ±5% | GRM21A5C2D331JW01# | | |
| | | 12pF | ±1% | GRM21A5C2D120FW01# | | | | U2J | 100pF | ±5% | GRM21A7U2D101JW31# |
| | | | ±2% | GRM21A5C2D120GW01# | | | | | 120pF | ±5% | GRM21A7U2D121JW31# |
| | | | ±5% | GRM21A5C2D120JW01# | | | | | 150pF | ±5% | GRM21A7U2D151JW31# |
| | | 15pF | ±1% | GRM21A5C2D150FW01# | | 180pF | | | ±5% | GRM21A7U2D181JW31# | |
| | | | ±2% | GRM21A5C2D150GW01# | | 220pF | | | ±5% | GRM21A7U2D221JW31# | |
| | | | ±5% | GRM21A5C2D150JW01# | | 270pF | | | ±5% | GRM21A7U2D271JW31# | |
| | | 18pF | ±1% | GRM21A5C2D180FW01# | | 330pF | | | ±5% | GRM21A7U2D331JW31# | |
| | | | ±2% | GRM21A5C2D180GW01# | | 390pF | | | ±5% | GRM21A7U2D391JW31# | |
| | | | ±5% | GRM21A5C2D180JW01# | | 470pF | | | ±5% | GRM21A7U2D471JW31# | |
| | | 22pF | ±1% | GRM21A5C2D220FW01# | | 560pF | ±5% | | GRM21A7U2D561JW31# | | |
| | | | ±2% | GRM21A5C2D220GW01# | | 680pF | ±5% | | GRM21A7U2D681JW31# | | |
| | | | ±5% | GRM21A5C2D220JW01# | | 820pF | ±5% | | GRM21A7U2D821JW31# | | |
| | | 27pF | ±1% | GRM21A5C2D270FW01# | | 1000pF | ±5% | | GRM21A7U2D102JW31# | | |
| | | | ±2% | GRM21A5C2D270GW01# | | 1200pF | ±5% | | GRM21A7U2D122JW31# | | |
| | | | ±5% | GRM21A5C2D270JW01# | | 1500pF | ±5% | | GRM21A7U2D152JW31# | | |
| 33pF | ±1% | GRM21A5C2D330FW01# | 1800pF | ±5% | GRM21A7U2D182JW31# | | | | | | |
| | ±2% | GRM21A5C2D330GW01# | 2200pF | ±5% | GRM21A7U2D222JW31# | | | | | | |
| | ±5% | GRM21A5C2D330JW01# | 2700pF | ±5% | GRM21B7U2D272JW32# | | | | | | |
| 39pF | ±1% | GRM21A5C2D390FW01# | 3300pF | ±5% | GRM21B7U2D332JW32# | | | | | | |
| | ±2% | GRM21A5C2D390GW01# | 3900pF | ±5% | GRM21B7U2D392JW32# | | | | | | |
| | ±5% | GRM21A5C2D390JW01# | 4700pF | ±5% | GRM21B7U2D472JW32# | | | | | | |
| 47pF | ±1% | GRM21A5C2D470FW01# | 5600pF | ±5% | GRM21B7U2D562JW32# | | | | | | |
| | ±2% | GRM21A5C2D470GW01# | 100Vdc | COG | 1000pF | ±5% | GRM2165C2A102JA01# | | | | |
| | ±5% | GRM21A5C2D470JW01# | | | 1100pF | ±5% | GRM2165C2A112JA01# | | | | |
| 56pF | ±1% | GRM21A5C2D560FW01# | | | 1200pF | ±5% | GRM2165C2A122JA01# | | | | |
| | ±2% | GRM21A5C2D560GW01# | | | 1300pF | ±5% | GRM2165C2A132JA01# | | | | |
| | ±5% | GRM21A5C2D560JW01# | | | 1500pF | ±5% | GRM2165C2A152JA01# | | | | |
| 68pF | ±1% | GRM21A5C2D680FW01# | | | 1600pF | ±5% | GRM2165C2A162JA01# | | | | |
| | ±2% | GRM21A5C2D680GW01# | | | 1800pF | ±5% | GRM2165C2A182JA01# | | | | |
| | ±5% | GRM21A5C2D680JW01# | | | 2000pF | ±5% | GRM2165C2A202JA01# | | | | |
| 82pF | ±1% | GRM21A5C2D820FW01# | | | 2200pF | ±5% | GRM2165C2A222JA01# | | | | |
| | ±2% | GRM21A5C2D820GW01# | | | 2400pF | ±5% | GRM2165C2A242JA01# | | | | |
| | ±5% | GRM21A5C2D820JW01# | | | 2700pF | ±5% | GRM2165C2A272JA01# | | | | |
| 100pF | ±1% | GRM21A5C2D101FW01# | | | 3000pF | ±5% | GRM2165C2A302JA01# | | | | |
| | ±2% | GRM21A5C2D101GW01# | | | 3300pF | ±5% | GRM2165C2A332JA01# | | | | |
| | ±5% | GRM21A5C2D101JW01# | | | 3900pF | ±5% | GRM2165C2A392JA01# | | | | |
| 120pF | ±1% | GRM21A5C2D121FW01# | | | 4700pF | ±5% | GRM2165C2A472JA01# | | | | |
| | ±2% | GRM21A5C2D121GW01# | | | 5600pF | ±2% | GRM2165C2A562GA01# | | | | |
| | ±5% | GRM21A5C2D121JW01# | | | | ±5% | GRM2165C2A562JA01# | | | | |
| 150pF | ±1% | GRM21A5C2D151FW01# | | | | ±5% | GRM2195C2A562JA01# | | | | |
| | ±2% | GRM21A5C2D151GW01# | 6800pF | ±2% | GRM2165C2A682GA01# | | | | | | |
| | ±5% | GRM21A5C2D151JW01# | | ±5% | GRM2165C2A682JA01# | | | | | | |
| 180pF | ±1% | GRM21A5C2D181FW01# | | ±5% | GRM2195C2A682JA01# | | | | | | |
| | ±2% | GRM21A5C2D181GW01# | 8200pF | ±2% | GRM2165C2A822GA01# | | | | | | |
| | ±5% | GRM21A5C2D181JW01# | | ±5% | GRM2165C2A822JA01# | | | | | | |

Part number # indicates the package specification code.

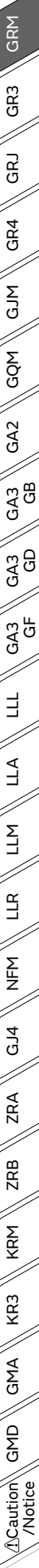


GRM Series Temperature Compensating Type Part Number List

(→ 2.0×1.25mm)

| Rated Voltage | TC Code | Cap. | Tol. | Part Number | Rated Voltage | TC Code | Cap. | Tol. | Part Number | | | |
|---------------|--------------------|--------------------|---------|--------------------|--------------------|--------------------|--------------------|--------------------|--------------------|--------------------|--------------------|--------------------|
| 100Vdc | COG | 8200pF | ±5% | GRM2195C2A822JA01# | 50Vdc | COG | 1100pF | ±5% | GRM2195C1H113JA01# | | | |
| | | | 10000pF | ±2% | | | | GRM2165C2A103GA01# | ±5% | GRM2195C1H123JA01# | | |
| | | | | ±5% | | | | GRM2165C2A103JA01# | ±5% | GRM2195C1H133JA01# | | |
| | | | | ±5% | | | | GRM2195C2A103JA01# | ±5% | GRM2195C1H153JA01# | | |
| | | 12000pF | | ±2% | | | GRM2165C2A123GA01# | ±2% | GRM2165C1H183GA01# | | | |
| | | | ±5% | GRM2165C2A123JA01# | | | ±5% | GRM2165C1H183JA01# | | | | |
| | | | ±5% | GRM2195C2A123JA01# | | | ±5% | GRM21B5C1H183JA01# | | | | |
| | | 15000pF | ±2% | GRM2165C2A153GA01# | | | ±5% | GRM21B5C1H203JA01# | | | | |
| | | | ±5% | GRM2165C2A153JA01# | | | ±2% | GRM2165C1H223GA01# | | | | |
| | | | ±5% | GRM2195C2A153JA01# | | | ±5% | GRM2165C1H223JA01# | | | | |
| | | 18000pF | ±5% | GRM21B5C2A183JA01# | | | ±5% | GRM21B5C1H223JA01# | | | | |
| | | | 22000pF | ±5% | | | GRM21B5C2A223JA01# | 27000pF | ±2% | GRM2165C1H273GA01# | | |
| | | ±5% | | GRM2162C2A102JA01# | | | ±5% | | GRM2165C1H273JA01# | | | |
| | | CH | CH | 1100pF | | | ±5% | GRM2162C2A112JA01# | CH | 2400pF | ±5% | GRM2162C1H242JA01# |
| | | | | | | | ±5% | GRM2162C2A122JA01# | | | ±5% | GRM2162C1H272JA01# |
| | | | | 1300pF | | | ±5% | GRM2162C2A132JA01# | | 3000pF | ±5% | GRM2162C1H302JA01# |
| | | | | | | | ±5% | GRM2162C2A152JA01# | | | ±5% | GRM2162C1H302JA01# |
| | | | | 1600pF | | | ±5% | GRM2162C2A162JA01# | | 3300pF | ±5% | GRM2162C1H332JA01# |
| | ±5% | | | | | GRM2162C2A182JA01# | ±5% | GRM2162C1H332JA01# | | | | |
| | 2000pF | | | ±5% | | GRM2162C2A202JA01# | 3600pF | ±5% | | GRM2162C1H362JA01# | | |
| | | | | ±5% | | GRM2162C2A222JA01# | | 3900pF | | ±5% | GRM2162C1H392JA01# | |
| | 2400pF | | | ±5% | | GRM2162C2A242JA01# | ±5% | | | GRM2192C1H392JA01# | | |
| | | | | 2700pF | | ±5% | GRM2162C2A272JA01# | 4300pF | | ±5% | GRM2162C1H432JA01# | |
| | ±5% | | | | | GRM2162C2A302JA01# | ±5% | | | GRM2192C1H432JA01# | | |
| | 3300pF | | | ±5% | | GRM2162C2A332JA01# | 4700pF | ±5% | | GRM2162C1H472JA01# | | |
| | | | | ±5% | | GRM2162C2A392JA01# | | ±5% | | GRM2192C1H472JA01# | | |
| | 4700pF | | | ±5% | | GRM2162C2A472JA01# | 5100pF | ±5% | | GRM2192C1H512JA01# | | |
| | | | | ±5% | | GRM2192C2A562JA01# | | ±5% | | GRM2192C1H562JA01# | | |
| | 5600pF | | | ±5% | | GRM2192C2A682JA01# | 5600pF | ±5% | | GRM2192C1H562JA01# | | |
| | | | | ±5% | | GRM2192C2A822JA01# | | 6200pF | | ±5% | GRM2192C1H622JA01# | |
| | 8200pF | | | ±5% | | GRM2192C2A822JA01# | 6800pF | | | ±5% | GRM2192C1H682JA01# | |
| | | | | ±5% | | GRM2192C2A103JA01# | | 7500pF | | ±5% | GRM2192C1H752JA01# | |
| | 12000pF | | | ±5% | | GRM2192C2A123JA01# | 8200pF | | | ±5% | GRM2192C1H822JA01# | |
| ±5% | | | | GRM2192C2A153JA01# | 9100pF | ±5% | | GRM2192C1H912JA01# | | | | |
| 15000pF | ±5% | | | GRM2192C2A153JA01# | | 10000pF | ±5% | GRM2195C1H103JA01# | | | | |
| | ±5% | GRM21B2C2A183JA01# | ±5% | GRM2195C1H103JA01# | | | | | | | | |
| 18000pF | ±5% | GRM21B2C2A183JA01# | 22000pF | ±5% | GRM21B2C2A223JA01# | | | | | | | |
| | ±5% | GRM21B2C2A223JA01# | | ±5% | GRM2165C1H242JA01# | | | | | | | |
| 50Vdc | COG | 2400pF | ±5% | GRM2165C1H242JA01# | COG | 2700pF | ±5% | GRM2165C1H272JA01# | | | | |
| | | | ±5% | GRM2165C1H302JA01# | | | 3000pF | ±5% | GRM2165C1H302JA01# | | | |
| | | 3300pF | ±5% | GRM2165C1H332JA01# | | 3300pF | | ±5% | GRM2165C1H332JA01# | | | |
| | | | ±5% | GRM2165C1H362JA01# | | | 3900pF | ±5% | GRM2165C1H392JA01# | | | |
| | | 3600pF | ±5% | GRM2165C1H362JA01# | | ±5% | | GRM2195C1H392JA01# | | | | |
| | | | 4300pF | ±5% | | GRM2165C1H432JA01# | 4300pF | ±5% | GRM2165C1H432JA01# | | | |
| | | ±5% | | GRM2195C1H432JA01# | | 4700pF | | ±5% | GRM2165C1H472JA01# | | | |
| | | 4700pF | ±5% | GRM2165C1H472JA01# | | | ±5% | GRM2195C1H472JA01# | | | | |
| | | | 5100pF | ±5% | | GRM2195C1H512JA01# | 5100pF | ±5% | GRM2195C1H512JA01# | | | |
| | | ±5% | | GRM2195C1H562JA01# | | 5600pF | | ±5% | GRM2195C1H562JA01# | | | |
| | | 5600pF | ±5% | GRM2195C1H562JA01# | | | 6200pF | ±5% | GRM2195C1H622JA01# | | | |
| | | | ±5% | GRM2195C1H682JA01# | | 6800pF | | ±5% | GRM2195C1H682JA01# | | | |
| | | 7500pF | ±5% | GRM2195C1H752JA01# | | | 7500pF | ±5% | GRM2195C1H752JA01# | | | |
| | | | ±5% | GRM2195C1H822JA01# | | 8200pF | | ±5% | GRM2195C1H822JA01# | | | |
| | | 8200pF | ±5% | GRM2195C1H822JA01# | | | 9100pF | ±5% | GRM2195C1H912JA01# | | | |
| | | | ±5% | GRM2195C1H912JA01# | | 10000pF | | ±5% | GRM2195C1H103JA01# | | | |
| | | 9100pF | ±5% | GRM2195C1H912JA01# | | | 10000pF | ±5% | GRM2195C1H103JA01# | | | |
| | | | ±5% | GRM2195C1H103JA01# | | ±5% | | GRM2195C1H103JA01# | | | | |
| | | 10Vdc | SL | 3300pF | | ±5% | GRM2161X1A333JA01# | SL | 3300pF | ±5% | GRM2161X1A333JA01# | |
| | | | | | | ±5% | GRM2191X1A393JA01# | | | ±5% | GRM2191X1A393JA01# | |
| | | | | | | ±5% | GRM2191X1A473JA01# | | | ±5% | GRM2191X1A473JA01# | |
| | | | | 3900pF | | ±5% | GRM2191X1A563JA01# | | 3900pF | ±5% | GRM2191X1A563JA01# | |
| ±5% | GRM2191X1A563JA01# | | | | ±5% | GRM2191X1A563JA01# | | | | | | |
| ±5% | GRM2191X1A563JA01# | | | | ±5% | GRM2191X1A563JA01# | | | | | | |
| 4700pF | ±5% | | | GRM2191X1A563JA01# | 4700pF | ±5% | GRM2191X1A563JA01# | | | | | |
| | ±5% | | | GRM2191X1A563JA01# | | ±5% | GRM2191X1A563JA01# | | | | | |
| | ±5% | | | GRM2191X1A563JA01# | | ±5% | GRM2191X1A563JA01# | | | | | |
| 5600pF | ±5% | | | GRM2191X1A563JA01# | 5600pF | ±5% | GRM2191X1A563JA01# | | | | | |
| | ±5% | | | GRM2191X1A563JA01# | | ±5% | GRM2191X1A563JA01# | | | | | |
| | ±5% | | | GRM2191X1A563JA01# | | ±5% | GRM2191X1A563JA01# | | | | | |

Part number # indicates the package specification code.



GRM Series Temperature Compensating Type Part Number List

(→ 2.0×1.25mm)

| Rated Voltage | TC Code | Cap. | Tol. | Part Number |
|---------------|---------|---------|---------|--------------------|
| 10Vdc | SL | 6800pF | ±5% | GRM21B1X1A683JA01# |
| | | 8200pF | ±5% | GRM21B1X1A823JA01# |
| | | 0.10μF | ±5% | GRM21B1X1A104JA01# |
| | U2J | 33000pF | ±5% | GRM2167U1A333JA01# |
| | | 39000pF | ±5% | GRM2197U1A393JA01# |
| | | 47000pF | ±5% | GRM2197U1A473JA01# |
| | | 56000pF | ±5% | GRM2197U1A563JA01# |
| | | 68000pF | ±5% | GRM21B7U1A683JA01# |
| | | 82000pF | ±5% | GRM21B7U1A823JA01# |
| | | 0.10μF | ±5% | GRM21B7U1A104JA01# |
| | | UJ | 33000pF | ±5% |
| | 39000pF | | ±5% | GRM2193U1A393JA01# |
| | 47000pF | | ±5% | GRM2193U1A473JA01# |
| | 56000pF | | ±5% | GRM2193U1A563JA01# |
| | 68000pF | | ±5% | GRM21B3U1A683JA01# |
| | 82000pF | | ±5% | GRM21B3U1A823JA01# |
| | 0.10μF | | ±5% | GRM21B3U1A104JA01# |

3.2×1.6mm

| Rated Voltage | TC Code | Cap. | Tol. | Part Number | | |
|---------------|--------------------|---------|------|--------------------|-----|--------------------|
| 2000Vdc | U2J | 10pF | ±5% | GRM31A7U3D100JW31# | | |
| | | 12pF | ±5% | GRM31A7U3D120JW31# | | |
| | | 15pF | ±5% | GRM31A7U3D150JW31# | | |
| | | 18pF | ±5% | GRM31A7U3D180JW31# | | |
| | | 22pF | ±5% | GRM31A7U3D220JW31# | | |
| | | 27pF | ±5% | GRM31A7U3D270JW31# | | |
| | | 33pF | ±5% | GRM31A7U3D330JW31# | | |
| | | 39pF | ±5% | GRM31A7U3D390JW31# | | |
| | | 47pF | ±5% | GRM31A7U3D470JW31# | | |
| | | 56pF | ±5% | GRM31A7U3D560JW31# | | |
| | | 68pF | ±5% | GRM31A7U3D680JW31# | | |
| | | 1000Vdc | COG | 10pF | ±1% | GRM31A5C3A100FW01# |
| | | | | | ±2% | GRM31A5C3A100GW01# |
| ±5% | GRM31A5C3A100JW01# | | | | | |
| 12pF | ±1% | | | GRM31A5C3A120FW01# | | |
| | ±2% | | | GRM31A5C3A120GW01# | | |
| | ±5% | | | GRM31A5C3A120JW01# | | |
| 15pF | ±1% | | | GRM31A5C3A150FW01# | | |
| | ±2% | | | GRM31A5C3A150GW01# | | |
| | ±5% | | | GRM31A5C3A150JW01# | | |
| 18pF | ±1% | | | GRM31A5C3A180FW01# | | |
| | ±2% | | | GRM31A5C3A180GW01# | | |
| | ±5% | | | GRM31A5C3A180JW01# | | |
| 22pF | ±1% | | | GRM31A5C3A220FW01# | | |
| | ±2% | | | GRM31A5C3A220GW01# | | |
| | ±5% | | | GRM31A5C3A220JW01# | | |
| 27pF | ±1% | | | GRM31A5C3A270FW01# | | |
| | ±2% | | | GRM31A5C3A270GW01# | | |
| | ±5% | | | GRM31A5C3A270JW01# | | |
| 33pF | ±1% | | | GRM31A5C3A330FW01# | | |
| | ±2% | | | GRM31A5C3A330GW01# | | |
| | ±5% | | | GRM31A5C3A330JW01# | | |

| Rated Voltage | TC Code | Cap. | Tol. | Part Number |
|---------------|---------|--------|------|--------------------|
| 1000Vdc | COG | 39pF | ±1% | GRM31A5C3A390FW01# |
| | | | ±2% | GRM31A5C3A390GW01# |
| | | | ±5% | GRM31A5C3A390JW01# |
| | | 47pF | ±1% | GRM31A5C3A470FW01# |
| | | | ±2% | GRM31A5C3A470GW01# |
| | | | ±5% | GRM31A5C3A470JW01# |
| | | 56pF | ±1% | GRM31A5C3A560FW01# |
| | | | ±2% | GRM31A5C3A560GW01# |
| | | | ±5% | GRM31A5C3A560JW01# |
| | | 68pF | ±1% | GRM31A5C3A680FW01# |
| | | | ±2% | GRM31A5C3A680GW01# |
| | | | ±5% | GRM31A5C3A680JW01# |
| | | 82pF | ±1% | GRM31A5C3A820FW01# |
| | | | ±2% | GRM31A5C3A820GW01# |
| | | | ±5% | GRM31A5C3A820JW01# |
| | | 100pF | ±1% | GRM31A5C3A101FW01# |
| | | | ±2% | GRM31A5C3A101GW01# |
| | | | ±5% | GRM31A5C3A101JW01# |
| | | 120pF | ±1% | GRM31A5C3A121FW01# |
| | | | ±2% | GRM31A5C3A121GW01# |
| | | | ±5% | GRM31A5C3A121JW01# |
| | | 150pF | ±1% | GRM31A5C3A151FW01# |
| | | | ±2% | GRM31A5C3A151GW01# |
| | | | ±5% | GRM31A5C3A151JW01# |
| | | 180pF | ±1% | GRM31A5C3A181FW01# |
| | | | ±2% | GRM31A5C3A181GW01# |
| | | | ±5% | GRM31A5C3A181JW01# |
| | | 220pF | ±1% | GRM31A5C3A221FW01# |
| | | | ±2% | GRM31A5C3A221GW01# |
| | | | ±5% | GRM31A5C3A221JW01# |
| | | 270pF | ±1% | GRM31A5C3A271FWA1# |
| | | | ±2% | GRM31A5C3A271GWA1# |
| | | | ±5% | GRM31A5C3A271JWA1# |
| | | 330pF | ±1% | GRM31A5C3A331FWA1# |
| | | | ±2% | GRM31A5C3A331GWA1# |
| | | | ±5% | GRM31A5C3A331JWA1# |
| | | 390pF | ±1% | GRM31A5C3A391FWA1# |
| | | | ±2% | GRM31A5C3A391GWA1# |
| | | | ±5% | GRM31A5C3A391JWA1# |
| | | 470pF | ±1% | GRM31A5C3A471FWA1# |
| | | | ±2% | GRM31A5C3A471GWA1# |
| | | | ±5% | GRM31A5C3A471JWA1# |
| | | 560pF | ±1% | GRM31B5C3A561FWA1# |
| | | | ±2% | GRM31B5C3A561GWA1# |
| | | | ±5% | GRM31B5C3A561JWA1# |
| | | 680pF | ±1% | GRM31B5C3A681FWA1# |
| | | | ±2% | GRM31B5C3A681GWA1# |
| | | | ±5% | GRM31B5C3A681JWA1# |
| | | 820pF | ±1% | GRM31C5C3A821FWA3# |
| | | | ±2% | GRM31C5C3A821GWA3# |
| | | | ±5% | GRM31C5C3A821JWA3# |
| | | 1000pF | ±1% | GRM31C5C3A102FWA3# |
| | | | ±2% | GRM31C5C3A102GWA3# |
| | | | ±5% | GRM31C5C3A102JWA3# |

Part number # indicates the package specification code.

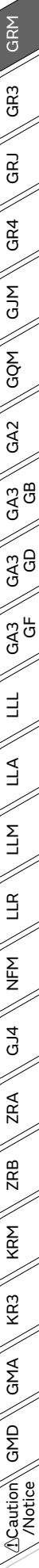


GRM Series Temperature Compensating Type Part Number List

(→ 3.2×1.6mm)

| Rated Voltage | TC Code | Cap. | Tol. | Part Number | Rated Voltage | TC Code | Cap. | Tol. | Part Number | | |
|---------------|--------------------|--------|------|--------------------|---------------|--------------------|--------------------|--------------------|--------------------|-----|--------------------|
| 1000Vdc | U2J | 10pF | ±5% | GRM31A7U3A100JW31# | 630Vdc | COG | 56pF | ±5% | GRM31A5C2J560JW01# | | |
| | | 12pF | ±5% | GRM31A7U3A120JW31# | | | 68pF | ±1% | GRM31A5C2J680FW01# | | |
| | | 15pF | ±5% | GRM31A7U3A150JW31# | | | | ±2% | GRM31A5C2J680GW01# | | |
| | | 18pF | ±5% | GRM31A7U3A180JW31# | | | | ±5% | GRM31A5C2J680JW01# | | |
| | | 22pF | ±5% | GRM31A7U3A220JW31# | | | 82pF | ±1% | GRM31A5C2J820FW01# | | |
| | | 27pF | ±5% | GRM31A7U3A270JW31# | | | | ±2% | GRM31A5C2J820GW01# | | |
| | | 33pF | ±5% | GRM31A7U3A330JW31# | | | | ±5% | GRM31A5C2J820JW01# | | |
| | | 39pF | ±5% | GRM31A7U3A390JW31# | | | 100pF | ±1% | GRM31A5C2J101FW01# | | |
| | | 47pF | ±5% | GRM31A7U3A470JW31# | | | | ±2% | GRM31A5C2J101GW01# | | |
| | | 56pF | ±5% | GRM31A7U3A560JW31# | | | | ±5% | GRM31A5C2J101JW01# | | |
| | | 68pF | ±5% | GRM31A7U3A680JW31# | | | 120pF | ±1% | GRM31A5C2J121FW01# | | |
| | | 82pF | ±5% | GRM31A7U3A820JW31# | | | | ±2% | GRM31A5C2J121GW01# | | |
| | | 100pF | ±5% | GRM31A7U3A101JW31# | | | | ±5% | GRM31A5C2J121JW01# | | |
| | | 120pF | ±5% | GRM31A7U3A121JW31# | | | 150pF | ±1% | GRM31A5C2J151FW01# | | |
| | | 150pF | ±5% | GRM31A7U3A151JW31# | | | | ±2% | GRM31A5C2J151GW01# | | |
| | | 180pF | ±5% | GRM31A7U3A181JW31# | | | | ±5% | GRM31A5C2J151JW01# | | |
| | | 220pF | ±5% | GRM31A7U3A221JW31# | | | 180pF | ±1% | GRM31A5C2J181FW01# | | |
| | | 270pF | ±5% | GRM31A7U3A271JW31# | | | | ±2% | GRM31A5C2J181GW01# | | |
| | | 330pF | ±5% | GRM31A7U3A331JW31# | | | | ±5% | GRM31A5C2J181JW01# | | |
| | | 390pF | ±5% | GRM31B7U3A391JW31# | | | 220pF | ±1% | GRM31A5C2J221FW01# | | |
| | | 470pF | ±5% | GRM31B7U3A471JW31# | | | | ±2% | GRM31A5C2J221GW01# | | |
| | | 560pF | ±5% | GRM31B7U3A561JW31# | | | | ±5% | GRM31A5C2J221JW01# | | |
| | | 680pF | ±5% | GRM31B7U3A681JW31# | | | 270pF | ±1% | GRM31A5C2J271FW01# | | |
| | | 820pF | ±5% | GRM31C7U3A821JW32# | | | | ±2% | GRM31A5C2J271GW01# | | |
| | | 1000pF | ±5% | GRM31C7U3A102JW32# | | | | ±5% | GRM31A5C2J271JW01# | | |
| | | 630Vdc | COG | 10pF | | | ±1% | GRM31A5C2J100FW01# | 330pF | ±1% | GRM31A5C2J331FW01# |
| | | | | | | | ±2% | GRM31A5C2J100GW01# | | ±2% | GRM31A5C2J331GW01# |
| | | | | | | | ±5% | GRM31A5C2J100JW01# | | ±5% | GRM31A5C2J331JW01# |
| | | | | 12pF | | | ±1% | GRM31A5C2J120FW01# | 390pF | ±1% | GRM31A5C2J391FW01# |
| | | | | | | | ±2% | GRM31A5C2J120GW01# | | ±2% | GRM31A5C2J391GW01# |
| ±5% | GRM31A5C2J120JW01# | | | | ±5% | GRM31A5C2J391JW01# | | | | | |
| 15pF | ±1% | | | GRM31A5C2J150FW01# | 470pF | ±1% | GRM31A5C2J471FW01# | | | | |
| | ±2% | | | GRM31A5C2J150GW01# | | ±2% | GRM31A5C2J471GW01# | | | | |
| | ±5% | | | GRM31A5C2J150JW01# | | ±5% | GRM31A5C2J471JW01# | | | | |
| 18pF | ±1% | | | GRM31A5C2J180FW01# | 560pF | ±1% | GRM31A5C2J561FW01# | | | | |
| | ±2% | | | GRM31A5C2J180GW01# | | ±2% | GRM31A5C2J561GW01# | | | | |
| | ±5% | | | GRM31A5C2J180JW01# | | ±5% | GRM31A5C2J561JW01# | | | | |
| 22pF | ±1% | | | GRM31A5C2J220FW01# | 680pF | ±1% | GRM31B5C2J681FW01# | | | | |
| | ±2% | | | GRM31A5C2J220GW01# | | ±2% | GRM31B5C2J681GW01# | | | | |
| | ±5% | | | GRM31A5C2J220JW01# | | ±5% | GRM31B5C2J681JW01# | | | | |
| 27pF | ±1% | | | GRM31A5C2J270FW01# | 820pF | ±1% | GRM31B5C2J821FW01# | | | | |
| | ±2% | | | GRM31A5C2J270GW01# | | ±2% | GRM31B5C2J821GW01# | | | | |
| | ±5% | | | GRM31A5C2J270JW01# | | ±5% | GRM31B5C2J821JW01# | | | | |
| 33pF | ±1% | | | GRM31A5C2J330FW01# | 1000pF | ±1% | GRM31B5C2J102FW01# | | | | |
| | ±2% | | | GRM31A5C2J330GW01# | | ±2% | GRM31B5C2J102GW01# | | | | |
| | ±5% | | | GRM31A5C2J330JW01# | | ±5% | GRM31B5C2J102JW01# | | | | |
| 39pF | ±1% | | | GRM31A5C2J390FW01# | 1200pF | ±1% | GRM31A5C2J122FWA1# | | | | |
| | ±2% | | | GRM31A5C2J390GW01# | | ±2% | GRM31A5C2J122GWA1# | | | | |
| | ±5% | | | GRM31A5C2J390JW01# | | ±5% | GRM31A5C2J122JWA1# | | | | |
| 47pF | ±1% | | | GRM31A5C2J470FW01# | 1500pF | ±1% | GRM31A5C2J152FWA1# | | | | |
| | ±2% | | | GRM31A5C2J470GW01# | | ±2% | GRM31A5C2J152GWA1# | | | | |
| | ±5% | | | GRM31A5C2J470JW01# | | ±5% | GRM31A5C2J152JWA1# | | | | |
| 56pF | ±1% | | | GRM31A5C2J560FW01# | 1800pF | ±1% | GRM31A5C2J182FWA1# | | | | |
| | ±2% | | | GRM31A5C2J560GW01# | | ±2% | GRM31A5C2J182GWA1# | | | | |

Part number # indicates the package specification code.

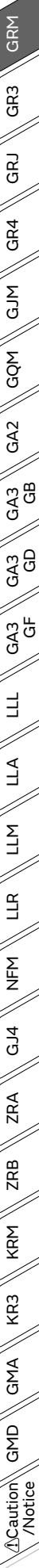


GRM Series Temperature Compensating Type Part Number List

(→ 3.2×1.6mm)

| Rated Voltage | TC Code | Cap. | Tol. | Part Number | Rated Voltage | TC Code | Cap. | Tol. | Part Number | | |
|---------------|---------|--------------------|--------------------|--------------------|--------------------|--------------------|--------------------|--------------------|--------------------|-----|--------------------|
| 630Vdc | COG | 1800pF | ±5% | GRM31A5C2J182JWA1# | 630Vdc | U2J | 1500pF | ±5% | GRM31A7U2J152JW31# | | |
| | | | ±1% | GRM31B5C2J222FWA1# | | | | ±5% | GRM31A7U2J182JW31# | | |
| | | | ±2% | GRM31B5C2J222GWA1# | | | | ±5% | GRM31A7U2J222JW31# | | |
| | | ±5% | GRM31B5C2J222JWA1# | ±5% | | | GRM31B7U2J272JW31# | | | | |
| | | 2700pF | ±1% | GRM31B5C2J272FWA1# | | | ±5% | GRM31B7U2J332JW31# | | | |
| | | | ±2% | GRM31B5C2J272GWA1# | | | ±5% | GRM31C7U2J392JW32# | | | |
| | | | ±5% | GRM31B5C2J272JWA1# | | | ±5% | GRM31C7U2J472JW32# | | | |
| | | 3300pF | ±1% | GRM31C5C2J332FWA3# | | | 500Vdc | COG | 10pF | ±1% | GRM31A5C2H100FW01# |
| | | | ±2% | GRM31C5C2J332GWA3# | | | | | | ±2% | GRM31A5C2H100GW01# |
| | | | ±5% | GRM31C5C2J332JWA3# | | | | | | ±5% | GRM31A5C2H100JW01# |
| | | 3900pF | ±1% | GRM31C5C2J392FWA3# | | | | | 12pF | ±1% | GRM31A5C2H120FW01# |
| | | | ±2% | GRM31C5C2J392GWA3# | | | | | | ±2% | GRM31A5C2H120GW01# |
| | | | ±5% | GRM31C5C2J392JWA3# | | | | | | ±5% | GRM31A5C2H120JW01# |
| | | 4700pF | ±1% | GRM31C5C2J472FWA3# | | | | | 15pF | ±1% | GRM31A5C2H150FW01# |
| | | | ±2% | GRM31C5C2J472GWA3# | | | | | | ±2% | GRM31A5C2H150GW01# |
| | | | ±5% | GRM31C5C2J472JWA3# | ±5% | GRM31A5C2H150JW01# | | | | | |
| | | 5600pF | ±1% | GRM31C5C2J562FWA3# | 18pF | ±1% | | | GRM31A5C2H180FW01# | | |
| | | | ±2% | GRM31C5C2J562GWA3# | | ±2% | | | GRM31A5C2H180GW01# | | |
| | | | ±5% | GRM31C5C2J562JWA3# | | ±5% | | | GRM31A5C2H180JW01# | | |
| | | 6800pF | ±1% | GRM31C5C2J682FWA3# | 22pF | ±1% | | | GRM31A5C2H220FW01# | | |
| | | | ±2% | GRM31C5C2J682GWA3# | | ±2% | | | GRM31A5C2H220GW01# | | |
| | | | ±5% | GRM31C5C2J682JWA3# | | ±5% | | | GRM31A5C2H220JW01# | | |
| | | 8200pF | ±1% | GRM31C5C2J822FWA3# | 27pF | ±1% | GRM31A5C2H270FW01# | | | | |
| | | | ±2% | GRM31C5C2J822GWA3# | | ±2% | GRM31A5C2H270GW01# | | | | |
| | | | ±5% | GRM31C5C2J822JWA3# | | ±5% | GRM31A5C2H270JW01# | | | | |
| | | 10000pF | ±1% | GRM31C5C2J103FWA3# | 33pF | ±1% | GRM31A5C2H330FW01# | | | | |
| | | | ±2% | GRM31C5C2J103GWA3# | | ±2% | GRM31A5C2H330GW01# | | | | |
| | | | ±5% | GRM31C5C2J103JWA3# | | ±5% | GRM31A5C2H330JW01# | | | | |
| | | U2J | | 10pF | ±5% | GRM31A7U2J100JW31# | 39pF | ±1% | GRM31A5C2H390FW01# | | |
| | | | | 12pF | ±5% | GRM31A7U2J120JW31# | | ±2% | GRM31A5C2H390GW01# | | |
| | | | | 15pF | ±5% | GRM31A7U2J150JW31# | | ±5% | GRM31A5C2H390JW01# | | |
| | | | | 18pF | ±5% | GRM31A7U2J180JW31# | 47pF | ±1% | GRM31A5C2H470FW01# | | |
| | | | | 22pF | ±5% | GRM31A7U2J220JW31# | | ±2% | GRM31A5C2H470GW01# | | |
| | | | | 27pF | ±5% | GRM31A7U2J270JW31# | | ±5% | GRM31A5C2H470JW01# | | |
| | | | | 33pF | ±5% | GRM31A7U2J330JW31# | 56pF | ±1% | GRM31A5C2H560FW01# | | |
| | | | | 39pF | ±5% | GRM31A7U2J390JW31# | | ±2% | GRM31A5C2H560GW01# | | |
| | | | | 47pF | ±5% | GRM31A7U2J470JW31# | | ±5% | GRM31A5C2H560JW01# | | |
| | | | | 56pF | ±5% | GRM31A7U2J560JW31# | 68pF | ±1% | GRM31A5C2H680FW01# | | |
| | | | | 68pF | ±5% | GRM31A7U2J680JW31# | | ±2% | GRM31A5C2H680GW01# | | |
| | | | | 82pF | ±5% | GRM31A7U2J820JW31# | | ±5% | GRM31A5C2H680JW01# | | |
| | | | | 100pF | ±5% | GRM31A7U2J101JW31# | 82pF | ±1% | GRM31A5C2H820FW01# | | |
| | | | | 120pF | ±5% | GRM31A7U2J121JW31# | | ±2% | GRM31A5C2H820GW01# | | |
| | | | | 150pF | ±5% | GRM31A7U2J151JW31# | | ±5% | GRM31A5C2H820JW01# | | |
| | | | | 180pF | ±5% | GRM31A7U2J181JW31# | 100pF | ±1% | GRM31A5C2H101FW01# | | |
| | | | | 220pF | ±5% | GRM31A7U2J221JW31# | | ±2% | GRM31A5C2H101GW01# | | |
| | 270pF | | | ±5% | GRM31A7U2J271JW31# | ±5% | | GRM31A5C2H101JW01# | | | |
| | 330pF | | | ±5% | GRM31A7U2J331JW31# | 120pF | ±1% | GRM31A5C2H121FW01# | | | |
| | 390pF | | | ±5% | GRM31A7U2J391JW31# | | ±2% | GRM31A5C2H121GW01# | | | |
| | 470pF | ±5% | GRM31A7U2J471JW31# | ±5% | GRM31A5C2H121JW01# | | | | | | |
| | 560pF | ±5% | GRM31A7U2J561JW31# | 150pF | ±1% | GRM31A5C2H151FW01# | | | | | |
| 680pF | ±5% | GRM31A7U2J681JW31# | ±2% | | GRM31A5C2H151GW01# | | | | | | |
| 820pF | ±5% | GRM31A7U2J821JW31# | ±5% | | GRM31A5C2H151JW01# | | | | | | |
| 1000pF | ±5% | GRM31A7U2J102JW31# | 180pF | ±1% | GRM31A5C2H181FW01# | | | | | | |
| 1200pF | ±5% | GRM31A7U2J122JW31# | | ±2% | GRM31A5C2H181GW01# | | | | | | |

Part number # indicates the package specification code.

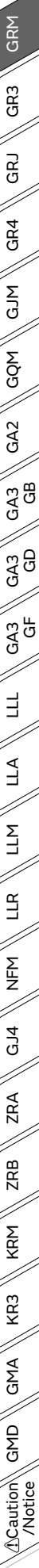


GRM Series Temperature Compensating Type Part Number List

(→ 3.2×1.6mm)

| Rated Voltage | TC Code | Cap. | Tol. | Part Number | Rated Voltage | TC Code | Cap. | Tol. | Part Number | | |
|---------------|---------|--------------------|--------------------|--------------------|--------------------|--------------------|--------------------|--------------------|--------------------|-----|--------------------|
| 500Vdc | COG | 180pF | ±5% | GRM31A5C2H181JW01# | 500Vdc | U2J | 1500pF | ±5% | GRM31A7U2H152JW31# | | |
| | | | ±1% | GRM31A5C2H221FW01# | | | | ±5% | GRM31A7U2H182JW31# | | |
| | | | ±2% | GRM31A5C2H221GW01# | | | | ±5% | GRM31A7U2H222JW31# | | |
| | | | ±5% | GRM31A5C2H221JW01# | | | | ±5% | GRM31B7U2H272JW31# | | |
| | | 270pF | ±1% | GRM31A5C2H271FW01# | | | ±5% | GRM31B7U2H332JW31# | | | |
| | | | ±2% | GRM31A5C2H271GW01# | | | ±5% | GRM31C7U2H392JW32# | | | |
| | | | ±5% | GRM31A5C2H271JW01# | | | ±5% | GRM31C7U2H472JW32# | | | |
| | | 330pF | ±1% | GRM31A5C2H331FW01# | | | 250Vdc | COG | 12000pF | ±1% | GRM31B5C2E123FWA1# |
| | | | ±2% | GRM31A5C2H331GW01# | | | | | | ±2% | GRM31B5C2E123GWA1# |
| | | | ±5% | GRM31A5C2H331JW01# | | | | | | ±5% | GRM31B5C2E123JWA1# |
| | | 390pF | ±1% | GRM31A5C2H391FW01# | | | | | 15000pF | ±1% | GRM31C5C2E153FWA3# |
| | | | ±2% | GRM31A5C2H391GW01# | | | | | | ±2% | GRM31C5C2E153GWA3# |
| | | | ±5% | GRM31A5C2H391JW01# | ±5% | GRM31C5C2E153JWA3# | | | | | |
| | | 470pF | ±1% | GRM31A5C2H471FW01# | 18000pF | ±1% | | | GRM31C5C2E183FWA3# | | |
| | | | ±2% | GRM31A5C2H471GW01# | | ±2% | | | GRM31C5C2E183GWA3# | | |
| | | | ±5% | GRM31A5C2H471JW01# | | ±5% | | | GRM31C5C2E183JWA3# | | |
| | | 560pF | ±1% | GRM31A5C2H561FW01# | 22000pF | ±1% | | | GRM31C5C2E223FWA3# | | |
| | | | ±2% | GRM31A5C2H561GW01# | | ±2% | | | GRM31C5C2E223GWA3# | | |
| | | | ±5% | GRM31A5C2H561JW01# | | ±5% | | | GRM31C5C2E223JWA3# | | |
| | | 680pF | ±1% | GRM31B5C2H681FW01# | U2J | 6800pF | ±5% | GRM31B7U2E682JW31# | | | |
| | | | ±2% | GRM31B5C2H681GW01# | | 8200pF | ±5% | GRM31B7U2E822JW31# | | | |
| | | | ±5% | GRM31B5C2H681JW01# | | 10000pF | ±5% | GRM31B7U2E103JW31# | | | |
| | | 820pF | ±1% | GRM31B5C2H821FW01# | 200Vdc | U2J | 6800pF | ±5% | GRM31B7U2D682JW31# | | |
| | | | ±2% | GRM31B5C2H821GW01# | | | 8200pF | ±5% | GRM31B7U2D822JW31# | | |
| | | | ±5% | GRM31B5C2H821JW01# | | | 10000pF | ±5% | GRM31B7U2D103JW31# | | |
| | | 1000pF | ±1% | GRM31B5C2H102FW01# | 100Vdc | COG | 4300pF | ±5% | GRM3195C2A432JA01# | | |
| | | | ±2% | GRM31B5C2H102GW01# | | | 4700pF | ±5% | GRM3195C2A472JA01# | | |
| | | | ±5% | GRM31B5C2H102JW01# | | | 5100pF | ±5% | GRM3195C2A512JA01# | | |
| | | U2J | 10pF | ±5% | GRM31A7U2H100JW31# | 5600pF | ±5% | GRM3195C2A562JA01# | | | |
| | | | 12pF | ±5% | GRM31A7U2H120JW31# | 6800pF | ±5% | GRM3195C2A682JA01# | | | |
| | 15pF | | ±5% | GRM31A7U2H150JW31# | 7500pF | ±5% | GRM3195C2A752JA01# | | | | |
| | 18pF | | ±5% | GRM31A7U2H180JW31# | 8200pF | ±5% | GRM3195C2A822JA01# | | | | |
| | 22pF | | ±5% | GRM31A7U2H220JW31# | 9100pF | ±5% | GRM3195C2A912JA01# | | | | |
| | 27pF | | ±5% | GRM31A7U2H270JW31# | 10000pF | ±5% | GRM3195C2A103JA01# | | | | |
| | 33pF | | ±5% | GRM31A7U2H330JW31# | 11000pF | ±5% | GRM3195C2A113JA01# | | | | |
| | 39pF | | ±5% | GRM31A7U2H390JW31# | 12000pF | ±5% | GRM3195C2A123JA01# | | | | |
| | 47pF | | ±5% | GRM31A7U2H470JW31# | 13000pF | ±5% | GRM3195C2A133JA01# | | | | |
| | 56pF | | ±5% | GRM31A7U2H560JW31# | 15000pF | ±5% | GRM3195C2A153JA01# | | | | |
| | 68pF | | ±5% | GRM31A7U2H680JW31# | 16000pF | ±5% | GRM3195C2A163JA01# | | | | |
| | 82pF | | ±5% | GRM31A7U2H820JW31# | 18000pF | ±5% | GRM3195C2A183JA01# | | | | |
| | 100pF | | ±5% | GRM31A7U2H101JW31# | 20000pF | ±5% | GRM3195C2A203JA01# | | | | |
| | 120pF | | ±5% | GRM31A7U2H121JW31# | 22000pF | ±5% | GRM3195C2A223JA01# | | | | |
| | 150pF | | ±5% | GRM31A7U2H151JW31# | 24000pF | ±5% | GRM3195C2A243JA01# | | | | |
| | 180pF | | ±5% | GRM31A7U2H181JW31# | 27000pF | ±5% | GRM3195C2A273JA01# | | | | |
| | 220pF | | ±5% | GRM31A7U2H221JW31# | 30000pF | ±5% | GRM3195C2A303JA01# | | | | |
| | 270pF | | ±5% | GRM31A7U2H271JW31# | 33000pF | ±5% | GRM3195C2A333JA01# | | | | |
| | 330pF | | ±5% | GRM31A7U2H331JW31# | 36000pF | ±5% | GRM3195C2A363JA01# | | | | |
| | 390pF | | ±5% | GRM31A7U2H391JW31# | 39000pF | ±5% | GRM3195C2A393JA01# | | | | |
| | 470pF | ±5% | GRM31A7U2H471JW31# | | ±5% | GRM31M5C2A393JA01# | | | | | |
| | 560pF | ±5% | GRM31A7U2H561JW31# | 43000pF | ±5% | GRM31M5C2A433JA01# | | | | | |
| 680pF | ±5% | GRM31A7U2H681JW31# | 47000pF | ±2% | GRM31M5C2A473GA01# | | | | | | |
| 820pF | ±5% | GRM31A7U2H821JW31# | | ±5% | GRM31M5C2A473JA01# | | | | | | |
| 1000pF | ±5% | GRM31A7U2H102JW31# | 51000pF | ±5% | GRM31M5C2A513JA01# | | | | | | |
| 1200pF | ±5% | GRM31A7U2H122JW31# | 56000pF | ±5% | GRM31C5C2A563JA01# | | | | | | |

Part number # indicates the package specification code.



GRM Series Temperature Compensating Type Part Number List

(→ 3.2×1.6mm)

| Rated Voltage | TC Code | Cap. | Tol. | Part Number | | Rated Voltage | TC Code | Cap. | Tol. | Part Number | | |
|---------------|---------|--------|--------------------|--------------------|--------------------|---------------|---------|--------------------|--------------------|--------------------|--------------------|--------------------|
| 100Vdc | COG | 5600pF | ±5% | GRM31M5C2A563JA01# | D1 | 50Vdc | COG | 4700pF | ±2% | GRM3195C1H473GA05# | | |
| | | 6200pF | ±5% | GRM31C5C2A623JA01# | D1 | | | | ±5% | GRM3195C1H473JA05# | | |
| | | 6800pF | ±5% | GRM31C5C2A683JA01# | D1 | | | | ±5% | GRM31M5C1H473JA01# | | |
| | | 7500pF | ±5% | GRM31C5C2A753JA01# | D1 | | | 5100pF | ±5% | GRM31M5C1H513JA01# | | |
| | | 8200pF | ±2% | GRM31C5C2A823GA01# | D1 | | | 5600pF | ±2% | GRM3195C1H563GA05# | | |
| | | | ±5% | GRM31C5C2A823JA01# | D1 | | | | | ±5% | GRM3195C1H563JA05# | |
| | | 9100pF | ±5% | GRM31C5C2A913JA01# | D1 | | | | | ±5% | GRM31C5C1H563JA01# | |
| | | 0.10μF | ±5% | GRM31C5C2A104JA01# | D1 | | | | | ±5% | GRM31M5C1H563JA01# | |
| | | CH | 5100pF | ±5% | GRM3192C2A512JA01# | | | | 6200pF | ±5% | GRM31C5C1H623JA01# | |
| | 5600pF | | ±5% | GRM3192C2A562JA01# | | | | 6800pF | ±2% | GRM3195C1H683GA05# | | |
| | 6800pF | | ±5% | GRM3192C2A682JA01# | | | | | | ±5% | GRM3195C1H683JA05# | |
| | 7500pF | | ±5% | GRM3192C2A752JA01# | | | | | ±5% | GRM31C5C1H683JA01# | | |
| | 8200pF | | ±5% | GRM3192C2A822JA01# | | | | 7500pF | ±5% | GRM31C5C1H753JA01# | | |
| | 9100pF | | ±5% | GRM3192C2A912JA01# | | | | 8200pF | ±2% | GRM3195C1H823GA05# | | |
| | 10000pF | | ±5% | GRM3192C2A103JA01# | | | | | | ±5% | GRM3195C1H823JA05# | |
| | 11000pF | | ±5% | GRM3192C2A113JA01# | | | | | ±5% | GRM31C5C1H823JA01# | | |
| | 12000pF | | ±5% | GRM3192C2A123JA01# | | | | 9100pF | ±5% | GRM31C5C1H913JA01# | | |
| | 13000pF | | ±5% | GRM3192C2A133JA01# | | | | 0.10μF | ±2% | GRM3195C1H104GA05# | | |
| | 15000pF | | ±5% | GRM3192C2A153JA01# | | | | | | ±5% | GRM3195C1H104JA05# | |
| | 16000pF | | ±5% | GRM3192C2A163JA01# | | | | | ±5% | GRM31C5C1H104JA01# | | |
| | 18000pF | | ±5% | GRM3192C2A183JA01# | | | | 0.15μF | ±2% | GRM31C5C1H154GE02# | D1 | |
| | 20000pF | | ±5% | GRM3192C2A203JA01# | | | | | | ±5% | GRM31C5C1H154JE02# | D1 |
| | 22000pF | | ±5% | GRM3192C2A223JA01# | | | | 0.22μF | ±2% | GRM31C5C1H224GE02# | D1 | |
| | 24000pF | | ±5% | GRM3192C2A243JA01# | | | | | | ±5% | GRM31C5C1H224JE02# | D1 |
| | 27000pF | | ±5% | GRM3192C2A273JA01# | | | | CH | 1100pF | ±5% | GRM3192C1H113JA01# | |
| | 30000pF | | ±5% | GRM3192C2A303JA01# | | | | | 1200pF | ±5% | GRM3192C1H123JA01# | |
| | 33000pF | | ±5% | GRM3192C2A333JA01# | | | | | 1300pF | ±5% | GRM3192C1H133JA01# | |
| | 36000pF | | ±5% | GRM3192C2A363JA01# | D1 | | | | 1500pF | ±5% | GRM3192C1H153JA01# | |
| | 39000pF | | ±5% | GRM3192C2A393JA01# | D1 | | | | 1600pF | ±5% | GRM3192C1H163JA01# | |
| | | | ±5% | GRM31M2C2A393JA01# | | | | | 1800pF | ±5% | GRM3192C1H183JA01# | |
| | 43000pF | | ±5% | GRM31M2C2A433JA01# | | | | | 2000pF | ±5% | GRM3192C1H203JA01# | |
| | 47000pF | | ±5% | GRM31M2C2A473JA01# | | | | | 2200pF | ±5% | GRM3192C1H223JA01# | |
| | 51000pF | | ±5% | GRM31M2C2A513JA01# | D1 | | | | 2700pF | ±5% | GRM3192C1H273JA01# | |
| | 56000pF | | ±5% | GRM31C2C2A563JA01# | | | | | 3300pF | ±5% | GRM3192C1H333JA01# | |
| | | | ±5% | GRM31M2C2A563JA01# | D1 | | | | 3900pF | ±5% | GRM3192C1H393JA01# | |
| | 62000pF | | ±5% | GRM31C2C2A623JA01# | D1 | | | | | ±5% | GRM31M2C1H393JA01# | |
| | 68000pF | | ±5% | GRM31C2C2A683JA01# | D1 | | | | 43000pF | ±5% | GRM31M2C1H433JA01# | |
| | 75000pF | | ±5% | GRM31C2C2A753JA01# | D1 | | | | 47000pF | ±5% | GRM31M2C1H473JA01# | |
| | 82000pF | | ±5% | GRM31C2C2A823JA01# | D1 | | | | 51000pF | ±5% | GRM31M2C1H513JA01# | |
| | 91000pF | | ±5% | GRM31C2C2A913JA01# | D1 | | | | 5600pF | ±5% | GRM31C2C1H563JA01# | |
| | 0.10μF | ±5% | GRM31C2C2A104JA01# | D1 | | | | | | ±5% | GRM31M2C1H563JA01# | |
| | 50Vdc | COG | 1100pF | ±5% | GRM3195C1H113JA01# | | | | | 6200pF | ±5% | GRM31C2C1H623JA01# |
| | | | 1200pF | ±5% | GRM3195C1H123JA01# | | | | 6800pF | ±5% | GRM31C2C1H683JA01# | |
| | | | 1300pF | ±5% | GRM3195C1H133JA01# | | | | 7500pF | ±5% | GRM31C2C1H753JA01# | |
| | | | 1500pF | ±5% | GRM3195C1H153JA01# | | | | 8200pF | ±5% | GRM31C2C1H823JA01# | |
| | | | 1600pF | ±5% | GRM3195C1H163JA01# | | | | 9100pF | ±5% | GRM31C2C1H913JA01# | |
| | | | 1800pF | ±5% | GRM3195C1H183JA01# | | | | | | ±5% | GRM31C2C1H104JA01# |
| | | | 2000pF | ±5% | GRM3195C1H203JA01# | | | | SL | 6800pF | ±5% | GRM31M1X1H683JA01# |
| | | | 2200pF | ±5% | GRM3195C1H223JA01# | | | 7500pF | | ±5% | GRM31M1X1H753JA01# | |
| | | | 2700pF | ±5% | GRM3195C1H273JA01# | | | 8200pF | | ±5% | GRM31M1X1H823JA01# | |
| 3300pF | | | ±5% | GRM3195C1H333JA01# | | 9100pF | ±5% | GRM31M1X1H913JA01# | | | | |
| 3900pF | | | ±5% | GRM3195C1H393JA01# | | | 0.10μF | ±5% | | GRM31M1X1H104JA01# | | |
| | | | ±5% | GRM31M5C1H393JA01# | | U2J | 6800pF | ±5% | GRM31M7U1H683JA01# | | | |
| 4300pF | | | ±5% | GRM31M5C1H433JA01# | | | 7500pF | ±5% | GRM31M7U1H753JA01# | | | |

Part number # indicates the package specification code.



GRM Series Temperature Compensating Type Part Number List

(→ 3.2×1.6mm)

| Rated Voltage | TC Code | Cap. | Tol. | Part Number |
|---------------|---------|---------|--------------------|--------------------|
| 50Vdc | U2J | 82000pF | ±5% | GRM31M7U1H823JA01# |
| | | 91000pF | ±5% | GRM31M7U1H913JA01# |
| | | 0.10μF | ±5% | GRM31M7U1H104JA01# |
| | UJ | 68000pF | ±5% | GRM31M3U1H683JA01# |
| | | 75000pF | ±5% | GRM31M3U1H753JA01# |
| | | 82000pF | ±5% | GRM31M3U1H823JA01# |
| | | 91000pF | ±5% | GRM31M3U1H913JA01# |
| | | 0.10μF | ±5% | GRM31M3U1H104JA01# |
| | | 0.22μF | ±5% | GRM31C5C1E224GE02# |
| 25Vdc | COG | 0.15μF | ±2% | GRM31C5C1E154GE02# |
| | | | ±5% | GRM31C5C1E154JE02# |
| | 0.22μF | ±2% | GRM31C5C1E224GE02# | |
| | | ±5% | GRM31C5C1E224JE02# | |

| Rated Voltage | TC Code | Cap. | Tol. | Part Number |
|---------------|---------|-------|------|--------------------|
| 3150Vdc | U2J | 12pF | ±5% | GRM42A7U3F120JW31# |
| | | 15pF | ±5% | GRM42A7U3F150JW31# |
| | | 18pF | ±5% | GRM42A7U3F180JW31# |
| | | 22pF | ±5% | GRM42A7U3F220JW31# |
| | | 27pF | ±5% | GRM42A7U3F270JW31# |
| | | 33pF | ±5% | GRM42A7U3F330JW31# |
| | | 39pF | ±5% | GRM42A7U3F390JW31# |
| | | 47pF | ±5% | GRM42A7U3F470JW31# |
| | | 56pF | ±5% | GRM42A7U3F560JW31# |
| | | 68pF | ±5% | GRM42A7U3F680JW31# |
| | | 82pF | ±5% | GRM42A7U3F820JW31# |
| | | 100pF | ±5% | GRM42A7U3F101JW31# |

3.2×2.5mm

| Rated Voltage | TC Code | Cap. | Tol. | Part Number | | |
|---------------|---------|---------|------|--------------------|-----|--------------------|
| 2000Vdc | U2J | 82pF | ±5% | GRM32A7U3D820JW31# | | |
| | | 100pF | ±5% | GRM32A7U3D101JW31# | | |
| | | 120pF | ±5% | GRM32A7U3D121JW31# | | |
| | | 150pF | ±5% | GRM32A7U3D151JW31# | | |
| | | 180pF | ±5% | GRM32B7U3D181JW31# | | |
| | | 220pF | ±5% | GRM32B7U3D221JW31# | | |
| 1000Vdc | U2J | 1200pF | ±5% | GRM32B7U3A122JW31# | | |
| | | 1500pF | ±5% | GRM32Q7U3A152JW31# | | |
| | | 1800pF | ±5% | GRM32D7U3A182JW31# | | |
| | | 2200pF | ±5% | GRM32D7U3A222JW31# | | |
| 630Vdc | COG | 33000pF | ±1% | GRM32E5C2J333FWAA# | | |
| | | | ±2% | GRM32E5C2J333GWAA# | | |
| | | | ±5% | GRM32E5C2J333JWAA# | | |
| | U2J | 1200pF | ±5% | GRM32A7U2J122JW31# | | |
| | | 1500pF | ±5% | GRM32A7U2J152JW31# | | |
| | | 1800pF | ±5% | GRM32A7U2J182JW31# | | |
| | | 2200pF | ±5% | GRM32A7U2J222JW31# | | |
| | | 5600pF | ±5% | GRM32B7U2J562JW31# | | |
| | | 6800pF | ±5% | GRM32Q7U2J682JW31# | | |
| | | 8200pF | ±5% | GRM32D7U2J822JW31# | | |
| | | 10000pF | ±5% | GRM32D7U2J103JW31# | | |
| | | 12000pF | ±5% | GRM32E7U2J123JW32# | | |
| | | 15000pF | ±5% | GRM32E7U2J153JW32# | | |
| | | 500Vdc | U2J | 1200pF | ±5% | GRM32A7U2H122JW31# |
| | | | | 1500pF | ±5% | GRM32A7U2H152JW31# |
| 1800pF | ±5% | | | GRM32A7U2H182JW31# | | |
| 2200pF | ±5% | | | GRM32A7U2H222JW31# | | |
| 5600pF | ±5% | | | GRM32B7U2H562JW31# | | |
| 6800pF | ±5% | | | GRM32Q7U2H682JW31# | | |
| 8200pF | ±5% | | | GRM32D7U2H822JW31# | | |
| 10000pF | ±5% | | | GRM32D7U2H103JW31# | | |

4.5×3.2mm

| Rated Voltage | TC Code | Cap. | Tol. | Part Number |
|---------------|---------|--------------------|------|--------------------|
| 1000Vdc | U2J | 2700pF | ±5% | GRM43Q7U3A272JW31# |
| | | 3300pF | ±5% | GRM43Q7U3A332JW31# |
| | | 3900pF | ±5% | GRM43D7U3A392JW31# |
| | | 4700pF | ±5% | GRM43D7U3A472JW31# |
| 630Vdc | U2J | 12000pF | ±5% | GRM43Q7U2J123JW31# |
| | | 15000pF | ±5% | GRM43D7U2J153JW31# |
| | | 18000pF | ±5% | GRM43D7U2J183JW31# |
| 500Vdc | U2J | 2200pF | ±5% | GRM43D7U2J223JW31# |
| | | 12000pF | ±5% | GRM43Q7U2H123JW31# |
| | | 15000pF | ±5% | GRM43D7U2H153JW31# |
| | | 18000pF | ±5% | GRM43D7U2H183JW31# |
| 22000pF | ±5% | GRM43D7U2H223JW31# | | |

5.7×5.0mm

| Rated Voltage | TC Code | Cap. | Tol. | Part Number |
|---------------|---------|---------|------|--------------------|
| 1000Vdc | U2J | 5600pF | ±5% | GRM55Q7U3A562JW31# |
| | | 6800pF | ±5% | GRM55Q7U3A682JW31# |
| | | 8200pF | ±5% | GRM55D7U3A822JW31# |
| | | 10000pF | ±5% | GRM55D7U3A103JW31# |
| 630Vdc | U2J | 27000pF | ±5% | GRM55Q7U2J273JW31# |
| | | 33000pF | ±5% | GRM55D7U2J333JW31# |
| | | 39000pF | ±5% | GRM55D7U2J393JW31# |
| | | 47000pF | ±5% | GRM55D7U2J473JW31# |
| 500Vdc | U2J | 27000pF | ±5% | GRM55Q7U2H273JW31# |
| | | 33000pF | ±5% | GRM55D7U2H333JW31# |
| | | 39000pF | ±5% | GRM55D7U2H393JW31# |
| | | 47000pF | ±5% | GRM55D7U2H473JW31# |

4.5×2.0mm

| Rated Voltage | TC Code | Cap. | Tol. | Part Number |
|---------------|---------|------|------|--------------------|
| 3150Vdc | U2J | 10pF | ±5% | GRM42A7U3F100JW31# |

Part number # indicates the package specification code.

GRM
 GR3
 GRJ
 GR4
 GJM
 GQM
 GA2
 GA3 GB
 GA3 GD
 GA3 GF
 LLL
 LLA
 LLM
 LLR
 NFM
 GJ4
 ZRA
 ZRB
 KRM
 KR3
 GMA
 GMD
 ⚠Caution /Notice

GRM Series High Dielectric Constant Type Part Number List

0.25×0.125mm

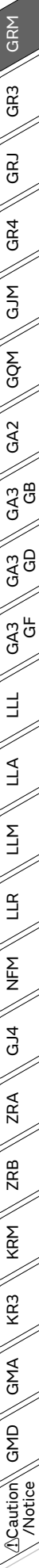
| Rated Voltage | TC Code | Cap. | Tol. | Part Number | |
|---------------|---------|--------------------|-----------|--------------------|-----------|
| 10Vdc | X5R | 100pF | ±10% | GRM011R61A101KE01# | |
| | | | ±20% | GRM011R61A101ME01# | |
| | | 150pF | ±10% | GRM011R61A151KE01# | |
| | | | ±20% | GRM011R61A151ME01# | |
| | | 220pF | ±10% | GRM011R61A221KE01# | |
| | | | ±20% | GRM011R61A221ME01# | |
| | | 330pF | ±10% | GRM011R61A331KE01# | |
| | | | ±20% | GRM011R61A331ME01# | |
| | | 470pF | ±10% | GRM011R61A471KE01# | |
| | | | ±20% | GRM011R61A471ME01# | |
| | | 680pF | ±10% | GRM011R61A681KE01# | |
| | | | ±20% | GRM011R61A681ME01# | |
| 6.3Vdc | X5R | 1000pF | ±10% | GRM011R60J102KE01# | |
| | | | ±20% | GRM011R60J102ME01# | |
| | | 1500pF | ±10% | GRM011R60J152KE01# | |
| | | | ±20% | GRM011R60J152ME01# | |
| | | 2200pF | ±10% | GRM011R60J222KE01# | |
| | | | ±20% | GRM011R60J222ME01# | |
| | | 3300pF | ±10% | GRM011R60J332KE01# | D1 |
| | | | ±20% | GRM011R60J332ME01# | D1 |
| | | 4700pF | ±10% | GRM011R60J472KE01# | D1 |
| | | | ±20% | GRM011R60J472ME01# | D1 |
| | | 6800pF | ±10% | GRM011R60J682KE01# | D1 |
| | | | ±20% | GRM011R60J682ME01# | D1 |
| 10000pF | ±10% | GRM011R60J103KE01# | D1 | | |
| | ±20% | GRM011R60J103ME01# | D1 | | |
| 4Vdc | X5R | 3300pF | ±10% | GRM011R60G332KE01# | |
| | | 4700pF | ±10% | GRM011R60G472KE01# | |
| | | 6800pF | ±10% | GRM011R60G682KE01# | |
| | | 10000pF | ±10% | GRM011R60G103KE01# | |

0.4×0.2mm

| Rated Voltage | TC Code | Cap. | Tol. | Part Number | |
|---------------|---------|-------|------|--------------------|--|
| 16Vdc | X7R | 56pF | ±10% | GRM022R71C560KE14# | |
| | | | ±20% | GRM022R71C560ME14# | |
| | | 68pF | ±10% | GRM022R71C680KE14# | |
| | | | ±20% | GRM022R71C680ME14# | |
| | | 82pF | ±10% | GRM022R71C820KE14# | |
| | | | ±20% | GRM022R71C820ME14# | |
| | | 100pF | ±10% | GRM022R71C101KE14# | |
| | | | ±20% | GRM022R71C101ME14# | |
| | | 120pF | ±10% | GRM022R71C121KE14# | |
| | | | ±20% | GRM022R71C121ME14# | |
| | | 150pF | ±10% | GRM022R71C151KE14# | |
| | | | ±20% | GRM022R71C151ME14# | |
| | | 180pF | ±10% | GRM022R71C181KE14# | |
| | | | ±20% | GRM022R71C181ME14# | |
| | | 220pF | ±10% | GRM022R71C221KE14# | |
| | | | ±20% | GRM022R71C221ME14# | |
| | | 270pF | ±10% | GRM022R71C271KE14# | |

| Rated Voltage | TC Code | Cap. | Tol. | Part Number | |
|---------------|---------|--------------------|--------------------|--------------------|-----------|
| 16Vdc | X7R | 270pF | ±20% | GRM022R71C271ME14# | |
| | | 330pF | ±10% | GRM022R71C331KE14# | |
| | | | ±20% | GRM022R71C331ME14# | |
| | | 390pF | ±10% | GRM022R71C391KE14# | |
| | | | ±20% | GRM022R71C391ME14# | |
| | | 470pF | ±10% | GRM022R71C471KE14# | |
| | | | ±20% | GRM022R71C471ME14# | |
| | | 560pF | ±10% | GRM022R71C561KE14# | |
| | | | ±20% | GRM022R71C561ME14# | |
| | | 680pF | ±10% | GRM022R71C681KE14# | |
| | | | ±20% | GRM022R71C681ME14# | |
| | | 820pF | ±10% | GRM022R71C821KE14# | |
| | ±20% | | GRM022R71C821ME14# | | |
| | 1000pF | ±10% | GRM022R71C102KE14# | | |
| | | ±20% | GRM022R71C102ME14# | | |
| | X5R | 680pF | ±10% | GRM022R61C681KE01# | D1 |
| | | | ±20% | GRM022R61C681ME01# | D1 |
| | | 1000pF | ±10% | GRM022R61C102KE01# | D1 |
| | | | ±20% | GRM022R61C102ME01# | D1 |
| | | 1500pF | ±10% | GRM022R61C152KE01# | D1 |
| | | | ±20% | GRM022R61C152ME01# | D1 |
| | | 2200pF | ±10% | GRM022R61C222KE01# | D1 |
| | | | ±20% | GRM022R61C222ME01# | D1 |
| | | 3300pF | ±10% | GRM022R61C332KE01# | D1 |
| ±20% | | | GRM022R61C332ME01# | D1 | |
| 4700pF | | ±10% | GRM022R61C472KE01# | D1 | |
| | | ±20% | GRM022R61C472ME01# | D1 | |
| 6800pF | ±10% | GRM022R61C682KE01# | D1 | | |
| | ±20% | GRM022R61C682ME01# | D1 | | |
| 10000pF | ±10% | GRM022R61C103KE01# | D1 | | |
| | ±20% | GRM022R61C103ME01# | D1 | | |
| 10Vdc | X7R | 56pF | ±10% | GRM022R71A560KA01# | |
| | | | ±20% | GRM022R71A560MA01# | |
| | | 68pF | ±10% | GRM022R71A680KA01# | |
| | | | ±20% | GRM022R71A680MA01# | |
| | | 82pF | ±10% | GRM022R71A820KA01# | |
| | | | ±20% | GRM022R71A820MA01# | |
| | | 100pF | ±10% | GRM022R71A101KA01# | |
| | | | ±20% | GRM022R71A101MA01# | |
| | | 120pF | ±10% | GRM022R71A121KA01# | |
| | | | ±20% | GRM022R71A121MA01# | |
| | | 150pF | ±10% | GRM022R71A151KA01# | |
| | | | ±20% | GRM022R71A151MA01# | |
| | 180pF | ±10% | GRM022R71A181KA01# | | |
| | | ±20% | GRM022R71A181MA01# | | |
| | 220pF | ±10% | GRM022R71A221KA01# | | |
| | | ±20% | GRM022R71A221MA01# | | |
| | 270pF | ±10% | GRM022R71A271KA01# | | |
| | | ±20% | GRM022R71A271MA01# | | |
| | 330pF | ±10% | GRM022R71A331KA01# | | |
| | | ±20% | GRM022R71A331MA01# | | |
| | 390pF | ±10% | GRM022R71A391KA01# | | |
| | | ±20% | GRM022R71A391MA01# | | |
| | 470pF | ±10% | GRM022R71A471KA01# | | |

Part number # indicates the package specification code.



GRM Series High Dielectric Constant Type Part Number List

(→ 0.4×0.2mm)

| Rated Voltage | TC Code | Cap. | Tol. | Part Number | Rated Voltage | TC Code | Cap. | Tol. | Part Number | | | | |
|---------------|--------------------|--------------------|--------------------|--------------------|--------------------|--------------------|--------------------|--------------------|--------------------|--------------------|--------------------|--------------------|--------------------|
| 10Vdc | X7R | 470pF | ±20% | GRM022R71A471MA01# | 10Vdc | X5R | 2700pF | ±10% | GRM022R61A272KE19# | | | | |
| | | | ±10% | GRM022R71A561KA01# | | | | ±20% | GRM022R61A272ME19# | | | | |
| | | | ±20% | GRM022R71A561MA01# | | | | 3300pF | ±5% | GRM022R61A332JE19# | | | |
| | | ±10% | GRM022R71A681KA12# | ±10% | | | GRM022R61A332KE19# | | | | | | |
| | | | ±20% | GRM022R71A681MA12# | | | ±20% | | GRM022R61A332ME19# | | | | |
| | | ±10% | GRM022R71A821KA12# | ±5% | | | GRM022R61A392JE19# | ±10% | GRM022R61A392KE19# | | | | |
| | | | ±20% | | | | GRM022R71A821MA12# | | ±20% | GRM022R61A392ME19# | | | |
| | | ±10% | GRM022R71A102KA12# | ±10% | | | GRM022R61A472JE19# | ±10% | | GRM022R61A472KE19# | | | |
| | | | ±20% | | | | GRM022R71A102MA12# | | ±20% | GRM022R61A472ME19# | | | |
| | | ±10% | 56pF | ±10% | | | GRM022R61A560KA01# | ±10% | 5600pF | ±5% | GRM022R61A562JE19# | ±10% | GRM022R61A562KE19# |
| | | | | ±20% | | | GRM022R61A560MA01# | | | ±20% | GRM022R61A562ME19# | | |
| | | ±10% | 68pF | ±10% | | | GRM022R61A680KA01# | ±10% | 6800pF | ±5% | GRM022R61A682JE19# | ±10% | GRM022R61A682KE19# |
| | | | | ±20% | | | GRM022R61A680MA01# | | | ±20% | GRM022R61A682ME19# | | |
| | | ±10% | 82pF | ±10% | | | GRM022R61A820KA01# | ±10% | 8200pF | ±5% | GRM022R61A822JE19# | ±10% | GRM022R61A822KE19# |
| | | | | ±20% | | | GRM022R61A820MA01# | | | ±20% | GRM022R61A822ME19# | | |
| | | ±10% | 100pF | ±10% | | | GRM022R61A101KA01# | ±10% | 10000pF | ±5% | GRM022R61A103JE19# | ±10% | GRM022R61A103KE19# |
| | | | | ±20% | | | GRM022R61A101MA01# | | | ±20% | GRM022R61A103ME19# | | |
| | | ±10% | 120pF | ±10% | | | GRM022R61A121KA01# | ±10% | 0.10μF | ±10% | GRM022R61A104KE01# | ±20% | GRM022R61A104ME01# |
| | | | | ±20% | | | GRM022R61A121MA01# | | | ±20% | GRM022R61A104ME01# | | |
| | | ±10% | 150pF | ±10% | | | GRM022R61A151KA01# | ±10% | 56pF | ±10% | GRM022B11A560KA01# | ±20% | GRM022B11A560MA01# |
| | | | | ±20% | | | GRM022R61A151MA01# | | | ±10% | GRM022B11A560MA01# | | |
| | | ±10% | 180pF | ±10% | | | GRM022R61A181KA01# | ±10% | 68pF | | ±10% | GRM022B11A680KA01# | ±20% |
| | | | | ±20% | | | GRM022R61A181MA01# | | | ±10% | GRM022B11A680MA01# | | |
| | | ±10% | 220pF | ±10% | | | GRM022R61A221KA01# | ±10% | 82pF | | ±10% | GRM022B11A820KA01# | ±20% |
| | ±20% | | | GRM022R61A221MA01# | | ±10% | GRM022B11A820MA01# | | | | | | |
| | ±10% | 270pF | ±10% | GRM022R61A271KA01# | | | ±10% | 100pF | ±10% | GRM022B11A101KA01# | ±20% | GRM022B11A101MA01# | |
| | | | ±20% | GRM022R61A271MA01# | | ±10% | | | GRM022B11A101MA01# | | | | |
| | ±10% | 330pF | ±10% | GRM022R61A331KA01# | | | ±10% | 120pF | ±10% | GRM022B11A121KA01# | ±20% | GRM022B11A121MA01# | |
| | | | ±20% | GRM022R61A331MA01# | | ±10% | | | GRM022B11A121MA01# | | | | |
| | ±10% | 390pF | ±10% | GRM022R61A391KA01# | | | ±10% | 150pF | ±10% | GRM022B11A151KA01# | ±20% | GRM022B11A151MA01# | |
| | | | ±20% | GRM022R61A391MA01# | | ±10% | | | GRM022B11A151MA01# | | | | |
| | ±10% | 470pF | ±10% | GRM022R61A471KA01# | | | ±10% | 180pF | ±10% | GRM022B11A181KA01# | ±20% | GRM022B11A181MA01# | |
| | | | ±20% | GRM022R61A471MA01# | | ±10% | | | GRM022B11A181MA01# | | | | |
| | ±10% | 560pF | ±10% | GRM022R61A561KA01# | | | ±10% | 220pF | ±10% | GRM022B11A221KA01# | ±20% | GRM022B11A221MA01# | |
| | | | ±20% | GRM022R61A561MA01# | | ±10% | | | GRM022B11A221MA01# | | | | |
| | ±10% | 680pF | ±10% | GRM022R61A681KE19# | | | ±10% | 270pF | ±10% | GRM022B11A271KA01# | ±20% | GRM022B11A271MA01# | |
| | | | ±20% | GRM022R61A681ME19# | | ±10% | | | GRM022B11A271MA01# | | | | |
| | ±10% | 820pF | ±10% | GRM022R61A821KE19# | | | ±10% | 330pF | ±10% | GRM022B11A331KA01# | ±20% | GRM022B11A331MA01# | |
| | | | ±20% | GRM022R61A821ME19# | | ±10% | | | GRM022B11A331MA01# | | | | |
| | ±10% | 1000pF | ±10% | GRM022R61A102KE19# | | | ±10% | 390pF | ±10% | GRM022B11A391KA01# | ±20% | GRM022B11A391MA01# | |
| | | | ±20% | GRM022R61A102ME19# | | ±10% | | | GRM022B11A391MA01# | | | | |
| | ±5% | 1200pF | ±5% | GRM022R61A122JE19# | | | ±10% | 470pF | ±10% | GRM022B11A471KA01# | ±20% | GRM022B11A471MA01# | |
| | | | ±10% | GRM022R61A122KE19# | | ±10% | | | GRM022B11A471MA01# | | | | |
| | ±20% | GRM022R61A122ME19# | ±5% | GRM022R61A152JE19# | | | ±10% | 560pF | ±10% | GRM022B11A561KA01# | ±20% | GRM022B11A561MA01# | |
| | ±10% | 1500pF | | ±10% | | GRM022R61A152KE19# | | | ±10% | 680pF | | ±5% | GRM022B31A681JE19# |
| | | | ±20% | GRM022R61A152ME19# | | ±10% | GRM022B11A681KA12# | | | | | | |
| | ±5% | 1800pF | ±5% | GRM022R61A182JE19# | | | ±10% | 2700pF | ±5% | GRM022B31A681KE19# | ±10% | GRM022B31A681KE19# | |
| | | | ±10% | GRM022R61A182KE19# | | ±10% | | | GRM022B31A681KE19# | | | | |
| ±20% | GRM022R61A182ME19# | ±5% | GRM022R61A222JE19# | ±10% | 2700pF | | ±10% | GRM022B31A681KE19# | | | | | |
| ±5% | 2200pF | | ±10% | | | GRM022R61A222KE19# | ±10% | 2700pF | ±10% | GRM022B31A681KE19# | | | |
| | | ±20% | GRM022R61A222ME19# | ±5% | GRM022R61A272JE19# | | | | | | | | |
| ±5% | 2700pF | ±5% | GRM022R61A272JE19# | | ±10% | 2700pF | ±10% | GRM022B31A681KE19# | | | | | |
| | | ±10% | GRM022R61A272KE19# | | | | | | | | | | |
| ±20% | GRM022R61A272ME19# | | | | | | | | | | | | |

- GRM
- GR3
- GRJ
- GR4
- GJM
- GQM
- GA2
- GA3 GB
- GA3 GD
- GA3 GF
- LLL
- LLA
- LLM
- LLR
- NFM
- GJ4
- ZRA
- ZRB
- KRM
- KR3
- GMA
- GMD
- ⚠Caution /Notice

Part number # indicates the package specification code.

GRM Series High Dielectric Constant Type Part Number List

(→ 0.4×0.2mm)

| Rated Voltage | TC Code | Cap. | Tol. | Part Number | Rated Voltage | TC Code | Cap. | Tol. | Part Number | | | |
|---------------|---------|---------|--------------------|--------------------|---------------|---------|--------------------|--------------------|--------------------|--------------------|--------------------|--------------------|
| 10Vdc | B | 680pF | ±20% | GRM022B11A681MA12# | 6.3Vdc | X5R | 1000pF | ±5% | GRM022R60J102JE19# | | | |
| | | | ±20% | GRM022B31A681ME19# | | | | ±10% | GRM022R60J102KE19# | | | |
| | | 820pF | ±5% | GRM022B31A821JE19# | | | | ±20% | GRM022R60J102ME19# | | | |
| | | | ±10% | GRM022B11A821KA12# | | | 1200pF | ±5% | GRM022R60J122JE19# | | | |
| | | | ±10% | GRM022B31A821KE19# | | | | ±10% | GRM022R60J122KE19# | | | |
| | | | ±20% | GRM022B11A821MA12# | | | ±20% | GRM022R60J122ME19# | | | | |
| | | 1000pF | ±20% | GRM022B31A821ME19# | | | 1500pF | ±5% | GRM022R60J152JE19# | | | |
| | | | ±5% | GRM022B31A102JE19# | | | | ±10% | GRM022R60J152KE19# | | | |
| | | | ±10% | GRM022B11A102KA12# | | | | ±20% | GRM022R60J152ME19# | | | |
| | | | ±10% | GRM022B31A102KE19# | | | 1800pF | ±5% | GRM022R60J182JE19# | | | |
| | | ±20% | GRM022B11A102MA12# | ±10% | | | | GRM022R60J182KE19# | | | | |
| | | ±20% | GRM022B31A102ME19# | ±20% | | | | GRM022R60J182ME19# | | | | |
| | | 1200pF | ±5% | GRM022B31A122JE19# | | | 2200pF | ±5% | GRM022R60J222JE19# | | | |
| | | | ±10% | GRM022B31A122KE19# | | | | ±10% | GRM022R60J222KE19# | | | |
| | | | ±20% | GRM022B31A122ME19# | | | | ±20% | GRM022R60J222ME19# | | | |
| | | 1500pF | ±5% | GRM022B31A152JE19# | | | | 2700pF | ±5% | GRM022R60J272JE19# | | |
| | | | ±10% | GRM022B31A152KE19# | | | ±10% | | GRM022R60J272KE19# | | | |
| | | | ±20% | GRM022B31A152ME19# | | | ±20% | | GRM022R60J272ME19# | | | |
| | | 1800pF | ±5% | GRM022B31A182JE19# | | | 3300pF | ±5% | GRM022R60J332JE19# | | | |
| | | | ±10% | GRM022B31A182KE19# | | | | ±10% | GRM022R60J332KE19# | | | |
| | | | ±20% | GRM022B31A182ME19# | | | | ±20% | GRM022R60J332ME19# | | | |
| | | 2200pF | ±5% | GRM022B31A222JE19# | | | 3900pF | ±5% | GRM022R60J392JE19# | | | |
| | | | ±10% | GRM022B31A222KE19# | | | | ±10% | GRM022R60J392KE19# | | | |
| | | | ±20% | GRM022B31A222ME19# | | | | ±20% | GRM022R60J392ME19# | | | |
| | | 2700pF | ±5% | GRM022B31A272JE19# | | | 4700pF | ±5% | GRM022R60J472JE19# | | | |
| | | | ±10% | GRM022B31A272KE19# | | | | ±10% | GRM022R60J472KE19# | | | |
| | | | ±20% | GRM022B31A272ME19# | | | | ±20% | GRM022R60J472ME19# | | | |
| | | 3300pF | ±5% | GRM022B31A332JE19# | | | 5600pF | ±5% | GRM022R60J562JE19# | | | |
| | | | ±10% | GRM022B31A332KE19# | | | | ±10% | GRM022R60J562KE19# | | | |
| | | | ±20% | GRM022B31A332ME19# | | | | ±20% | GRM022R60J562ME19# | | | |
| | | 3900pF | ±5% | GRM022B31A392JE19# | | | 6800pF | ±5% | GRM022R60J682JE19# | | | |
| | | | ±10% | GRM022B31A392KE19# | | | | ±10% | GRM022R60J682KE19# | | | |
| | | | ±20% | GRM022B31A392ME19# | | | | ±20% | GRM022R60J682ME19# | | | |
| | | 4700pF | ±5% | GRM022B31A472JE19# | | | 8200pF | ±5% | GRM022R60J822JE19# | | | |
| | | | ±10% | GRM022B31A472KE19# | | | | ±10% | GRM022R60J822KE19# | | | |
| | | | ±20% | GRM022B31A472ME19# | | | | ±20% | GRM022R60J822ME19# | | | |
| | | 5600pF | ±5% | GRM022B31A562JE19# | | | 10000pF | ±5% | GRM022R60J103JE19# | | | |
| | | | ±10% | GRM022B31A562KE19# | | | | ±10% | GRM022R60J103KE19# | | | |
| | | | ±20% | GRM022B31A562ME19# | | | | ±20% | GRM022R60J103ME19# | | | |
| | | 6800pF | ±5% | GRM022B31A682JE19# | | | 15000pF | ±20% | GRM022R60J153ME15# | D1 | | |
| | | | ±10% | GRM022B31A682KE19# | | | 22000pF | ±10% | GRM022R60J223KE15# | D1 | | |
| | | | ±20% | GRM022B31A682ME19# | | | | ±20% | GRM022R60J223ME15# | D1 | | |
| | | 8200pF | ±5% | GRM022B31A822JE19# | | | 33000pF | ±20% | GRM022R60J333ME15# | D1 | | |
| | | | ±10% | GRM022B31A822KE19# | | | 47000pF | ±20% | GRM022R60J473ME15# | D1 | | |
| | | | ±20% | GRM022B31A822ME19# | | | 68000pF | ±20% | GRM022R60J683ME15# | D1 | | |
| | | 10000pF | ±5% | GRM022B31A103JE19# | | | 0.10μF | ±10% | GRM022R60J104KE15# | D1 | | |
| | | | ±10% | GRM022B31A103KE19# | | | | ±20% | GRM022R60J104ME01# | Mo | | |
| | | | ±20% | GRM022B31A103ME19# | | | | ±20% | GRM022R60J104ME15# | D1 | | |
| | | 6.3Vdc | X5R | 680pF | | | ±5% | GRM022R60J681JE19# | 0.22μF | ±10% | GRM022R60J224KE14# | Mo D1 |
| | | | | | | | ±10% | GRM022R60J681KE19# | | ±20% | GRM022R60J224ME14# | Mo D1 |
| | | | | | | | ±20% | GRM022R60J681ME19# | | 0.47μF | ±20% | GRM022R60J474ME05# |
| | | | | 820pF | | | ±5% | GRM022R60J821JE19# | ±20% | | GRM022R60J474ME15# | Mo D1 |
| | | | | | | | ±10% | GRM022R60J821KE19# | B | | 680pF | ±10% |
| | | | | ±20% | | | GRM022R60J821ME19# | ±20% | | GRM022B30J681ME19# | | |

Part number # indicates the package specification code.

GRM
 GR3
 GRJ
 GR4
 GJM
 GQM
 GA2
 GA3 GB
 GA3 GD
 GA3 GF
 LLL
 LLA
 LLM
 LLR
 NFM
 GJ4
 ZRA
 ZRB
 KRM
 KR3
 GMA
 GMD
 ⚠Caution /Notice

GRM Series High Dielectric Constant Type Part Number List

(→ 0.4×0.2mm)

| Rated Voltage | TC Code | Cap. | Tol. | Part Number | | | |
|---------------|---------|---------|------|--------------------|--------------|--------------------|-----------|
| 6.3Vdc | B | 820pF | ±10% | GRM022B30J821KE19# | | | |
| | | | ±20% | GRM022B30J821ME19# | | | |
| | | 1000pF | ±10% | GRM022B30J102KE19# | | | |
| | | | ±20% | GRM022B30J102ME19# | | | |
| | | 1200pF | ±10% | GRM022B30J122KE19# | | | |
| | | | ±20% | GRM022B30J122ME19# | | | |
| | | 1500pF | ±10% | GRM022B30J152KE19# | | | |
| | | | ±20% | GRM022B30J152ME19# | | | |
| | | 1800pF | ±10% | GRM022B30J182KE19# | | | |
| | | | ±20% | GRM022B30J182ME19# | | | |
| | | 2200pF | ±10% | GRM022B30J222KE19# | | | |
| | | | ±20% | GRM022B30J222ME19# | | | |
| | | 2700pF | ±10% | GRM022B30J272KE19# | | | |
| | | | ±20% | GRM022B30J272ME19# | | | |
| | | 3300pF | ±10% | GRM022B30J332KE19# | | | |
| | | | ±20% | GRM022B30J332ME19# | | | |
| | | 3900pF | ±10% | GRM022B30J392KE19# | | | |
| | | | ±20% | GRM022B30J392ME19# | | | |
| | | 4700pF | ±10% | GRM022B30J472KE19# | | | |
| | | | ±20% | GRM022B30J472ME19# | | | |
| | | 5600pF | ±10% | GRM022B30J562KE19# | | | |
| | | | ±20% | GRM022B30J562ME19# | | | |
| | | 6800pF | ±10% | GRM022B30J682KE19# | | | |
| | | | ±20% | GRM022B30J682ME19# | | | |
| | | 8200pF | ±10% | GRM022B30J822KE19# | | | |
| | | | ±20% | GRM022B30J822ME19# | | | |
| | | 10000pF | ±10% | GRM022B30J103KE19# | | | |
| | | | ±20% | GRM022B30J103ME19# | | | |
| | | 4Vdc | X6T | 0.10μF | ±20% | GRM022D80G104ME15# | D1 |
| | | | | 0.47μF | ±20% | GRM022D80G474ME01# | D1 |
| X5R | 15000pF | | ±10% | GRM022R60G153KE15# | | | |
| | | | ±20% | GRM022R60G153ME15# | | | |
| | 22000pF | | ±10% | GRM022R60G223KE15# | | | |
| | | | ±20% | GRM022R60G223ME15# | | | |
| | 33000pF | | ±10% | GRM022R60G333KE15# | | | |
| | | | ±20% | GRM022R60G333ME15# | | | |
| | 47000pF | | ±10% | GRM022R60G473KE15# | | | |
| | | | ±20% | GRM022R60G473ME15# | | | |
| | 68000pF | | ±20% | GRM022R60G683ME15# | | | |
| | 0.10μF | | ±20% | GRM022R60G104ME15# | | | |
| | 0.22μF | | ±20% | GRM022R60G224ME14# | Mo | | |
| | 0.47μF | | ±20% | GRM022R60G474ME15# | | | |
| | 2.5Vdc | | X7T | 0.47μF | ±20% | GRM022D70E474ME01# | D1 |
| | | | | 0.10μF | ±20% | GRM022D80E104ME15# | |
| | | | X6T | 0.22μF | ±20% | GRM022D80E224ME14# | Mo |
| | | | | 0.47μF | ±20% | GRM022D80E474ME01# | |
| | | ±20% | | GRM022D80E474ME05# | Mo D1 | | |

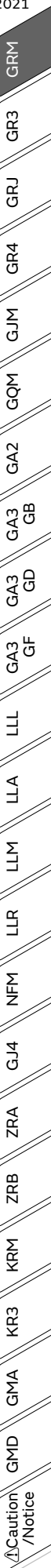
0.5×0.25mm

| Rated Voltage | TC Code | Cap. | Tol. | Part Number | |
|---------------|---------|-------|------|--------------------|--------------|
| 6.3Vdc | X5R | 1.0μF | ±20% | GRMMDXR60J105ME05# | Mo D1 |

0.6×0.3mm

| Rated Voltage | TC Code | Cap. | Tol. | Part Number | | |
|---------------|---------|--------|-------|--------------------|--------------------|--|
| 50Vdc | X7R | 100pF | ±10% | GRM033R71H101KA12# | | |
| | | | ±20% | GRM033R71H101MA12# | | |
| | | 120pF | ±10% | GRM033R71H121KA12# | | |
| | | | ±20% | GRM033R71H121MA12# | | |
| | | 150pF | ±10% | GRM033R71H151KA12# | | |
| | | | ±20% | GRM033R71H151MA12# | | |
| | | 180pF | ±10% | GRM033R71H181KA12# | | |
| | | | ±20% | GRM033R71H181MA12# | | |
| | | 220pF | ±10% | GRM033R71H221KA12# | | |
| | | | ±20% | GRM033R71H221MA12# | | |
| | | 270pF | ±10% | GRM033R71H271KA12# | | |
| | | | ±20% | GRM033R71H271MA12# | | |
| | | 330pF | ±10% | GRM033R71H331KA12# | | |
| | | | ±20% | GRM033R71H331MA12# | | |
| | | 390pF | ±10% | GRM033R71H391KA12# | | |
| | | | ±20% | GRM033R71H391MA12# | | |
| | | 470pF | ±10% | GRM033R71H471KA12# | | |
| | | | ±20% | GRM033R71H471MA12# | | |
| | | 560pF | ±10% | GRM033R71H561KA12# | | |
| | | | ±20% | GRM033R71H561MA12# | | |
| | | 680pF | ±10% | GRM033R71H681KA12# | | |
| | | | ±20% | GRM033R71H681MA12# | | |
| | | 820pF | ±10% | GRM033R71H821KA12# | | |
| | | | ±20% | GRM033R71H821MA12# | | |
| | | 1000pF | ±10% | GRM033R71H102KA12# | | |
| | | | ±20% | GRM033R71H102MA12# | | |
| | | 1200pF | ±10% | GRM033R71H122KA12# | | |
| | | | ±20% | GRM033R71H122MA12# | | |
| | | 1500pF | ±10% | GRM033R71H152KA12# | | |
| | | | ±20% | GRM033R71H152MA12# | | |
| | | X5R | 470pF | ±10% | GRM033R61H471KA12# | |
| | | B | 100pF | ±10% | GRM033B31H101KA12# | |
| | | | | ±20% | GRM033B31H101MA12# | |
| | | 120pF | ±10% | GRM033B31H121KA12# | | |
| | | | ±20% | GRM033B31H121MA12# | | |
| | | 150pF | ±10% | GRM033B31H151KA12# | | |
| | | | ±20% | GRM033B31H151MA12# | | |
| | | 180pF | ±10% | GRM033B31H181KA12# | | |
| | | | ±20% | GRM033B31H181MA12# | | |
| | | 220pF | ±10% | GRM033B31H221KA12# | | |
| | | | ±20% | GRM033B31H221MA12# | | |
| | | 270pF | ±10% | GRM033B31H271KA12# | | |
| | | | ±20% | GRM033B31H271MA12# | | |
| | | 330pF | ±10% | GRM033B31H331KA12# | | |
| | | | ±20% | GRM033B31H331MA12# | | |
| | | 390pF | ±10% | GRM033B31H391KA12# | | |
| | | | ±20% | GRM033B31H391MA12# | | |
| | | 470pF | ±10% | GRM033B31H471KA12# | | |
| | | | ±20% | GRM033B31H471MA12# | | |
| | | 560pF | ±10% | GRM033B31H561KA12# | | |
| | | | ±20% | GRM033B31H561MA12# | | |
| | | 680pF | ±10% | GRM033B31H681KA12# | | |

Part number # indicates the package specification code.



GRM Series High Dielectric Constant Type Part Number List

(→ 0.6×0.3mm)

| Rated Voltage | TC Code | Cap. | Tol. | Part Number | | Rated Voltage | TC Code | Cap. | Tol. | Part Number | | | | |
|---------------|---------|--------|--------------------|--------------------|--------|---------------|---------|--------------------|--------------------|--------------------|--------------------|--------------------|--------------------|-----------|
| 50Vdc | B | 680pF | ±20% | GRM033B31H681MA12# | | 25Vdc | X7R | 1500pF | ±10% | GRM033R71E152KA01# | | | | |
| | | | ±10% | GRM033B31H821KA12# | | | | | ±20% | GRM033R71E152MA01# | | | | |
| | | | ±20% | GRM033B31H821MA12# | | | | | 1800pF | ±10% | GRM033R71E182KA12# | | | |
| | | ±10% | GRM033B31H102KA12# | | ±20% | | | | | GRM033R71E182MA12# | | | | |
| | | | GRM033B31H102MA12# | | 2200pF | | | | | ±10% | GRM033R71E222KA12# | | | |
| | | ±20% | GRM033B31H122KA12# | | | | | | ±20% | GRM033R71E222MA12# | | | | |
| | | ±10% | GRM033B31H122MA12# | | 2700pF | | | ±10% | GRM033R71E272KA12# | | | | | |
| | | | ±20% | GRM033B31H152KA12# | | | | | ±20% | GRM033R71E272MA12# | | | | |
| | | ±10% | GRM033B31H152MA12# | | 3300pF | | | ±10% | GRM033R71E332KA12# | | | | | |
| | | | ±20% | GRM033B31H152MA12# | | | | | ±20% | GRM033R71E332MA12# | | | | |
| | | 35Vdc | X5R | 0.10μF | ±10% | | | GRM033R6YA104KE14# | D1 | 3900pF | ±10% | GRM033R71E392KE14# | D1 | |
| | | | | | ±20% | | | GRM033R6YA104ME14# | D1 | | | ±20% | GRM033R71E392ME14# | D1 |
| 25Vdc | X7R | 100pF | ±5% | GRM033R71E101JA01# | | R | 100pF | ±5% | GRM033R11E101JA01# | | | | | |
| | | | ±10% | GRM033R71E101KA01# | | | | ±10% | GRM033R11E101KA01# | | | | | |
| | | | ±20% | GRM033R71E101MA01# | | | | ±20% | GRM033R11E101MA01# | | | | | |
| | | 120pF | ±5% | GRM033R71E121JA01# | | | 120pF | ±5% | GRM033R11E121JA01# | | | | | |
| | | | ±10% | GRM033R71E121KA01# | | | | ±10% | GRM033R11E121KA01# | | | | | |
| | | | ±20% | GRM033R71E121MA01# | | | | ±20% | GRM033R11E121MA01# | | | | | |
| | | 150pF | ±5% | GRM033R71E151JA01# | | | 150pF | ±5% | GRM033R11E151JA01# | | | | | |
| | | | ±10% | GRM033R71E151KA01# | | | | ±10% | GRM033R11E151KA01# | | | | | |
| | | | ±20% | GRM033R71E151MA01# | | | | ±20% | GRM033R11E151MA01# | | | | | |
| | | 180pF | ±5% | GRM033R71E181JA01# | | | 180pF | ±5% | GRM033R11E181JA01# | | | | | |
| | | | ±10% | GRM033R71E181KA01# | | | | ±10% | GRM033R11E181KA01# | | | | | |
| | | | ±20% | GRM033R71E181MA01# | | | | ±20% | GRM033R11E181MA01# | | | | | |
| | | 220pF | ±5% | GRM033R71E221JA01# | | | 220pF | ±5% | GRM033R11E221JA01# | | | | | |
| | | | ±10% | GRM033R71E221KA01# | | | | ±10% | GRM033R11E221KA01# | | | | | |
| | | | ±20% | GRM033R71E221MA01# | | | | ±20% | GRM033R11E221MA01# | | | | | |
| | | 270pF | ±5% | GRM033R71E271JA01# | | | 270pF | ±5% | GRM033R11E271JA01# | | | | | |
| | | | ±10% | GRM033R71E271KA01# | | | | ±10% | GRM033R11E271KA01# | | | | | |
| | | | ±20% | GRM033R71E271MA01# | | | | ±20% | GRM033R11E271MA01# | | | | | |
| | | 330pF | ±5% | GRM033R71E331JA01# | | | 330pF | ±5% | GRM033R11E331JA01# | | | | | |
| | | | ±10% | GRM033R71E331KA01# | | | | ±10% | GRM033R11E331KA01# | | | | | |
| | | | ±20% | GRM033R71E331MA01# | | | | ±20% | GRM033R11E331MA01# | | | | | |
| | | 390pF | ±5% | GRM033R71E391JA01# | | | 390pF | ±5% | GRM033R11E391JA01# | | | | | |
| | | | ±10% | GRM033R71E391KA01# | | | | ±10% | GRM033R11E391KA01# | | | | | |
| | | | ±20% | GRM033R71E391MA01# | | | | ±20% | GRM033R11E391MA01# | | | | | |
| | | 470pF | ±5% | GRM033R71E471JA01# | | | 470pF | ±5% | GRM033R11E471JA01# | | | | | |
| | | | ±10% | GRM033R71E471KA01# | | | | ±10% | GRM033R11E471KA01# | | | | | |
| | | | ±20% | GRM033R71E471MA01# | | | | ±20% | GRM033R11E471MA01# | | | | | |
| | | 560pF | ±5% | GRM033R71E561JA01# | | | 560pF | ±5% | GRM033R11E561JA01# | | | | | |
| | | | ±10% | GRM033R71E561KA01# | | | | ±10% | GRM033R11E561KA01# | | | | | |
| | | | ±20% | GRM033R71E561MA01# | | | | ±20% | GRM033R11E561MA01# | | | | | |
| | | 680pF | ±5% | GRM033R71E681JA01# | | | 680pF | ±5% | GRM033R11E681JA01# | | | | | |
| | | | ±10% | GRM033R71E681KA01# | | | | ±10% | GRM033R11E681KA01# | | | | | |
| | | | ±20% | GRM033R71E681MA01# | | | | ±20% | GRM033R11E681MA01# | | | | | |
| | | 820pF | ±5% | GRM033R71E821JA01# | | | 820pF | ±5% | GRM033R11E821JA01# | | | | | |
| | | | ±10% | GRM033R71E821KA01# | | | | ±10% | GRM033R11E821KA01# | | | | | |
| | | | ±20% | GRM033R71E821MA01# | | | | ±20% | GRM033R11E821MA01# | | | | | |
| | | 1000pF | ±5% | GRM033R71E102JA01# | | | 1000pF | ±5% | GRM033R11E102JA01# | | | | | |
| | | | ±10% | GRM033R71E102KA01# | | | | ±10% | GRM033R11E102KA01# | | | | | |
| | | | ±20% | GRM033R71E102MA01# | | | | ±20% | GRM033R11E102MA01# | | | | | |
| | | 1200pF | ±5% | GRM033R71E122JA01# | | | 1200pF | ±5% | GRM033R11E122JA01# | | | | | |
| | | | ±10% | GRM033R71E122KA01# | | | | ±10% | GRM033R11E122KA01# | | | | | |
| | | | ±20% | GRM033R71E122MA01# | | | | ±20% | GRM033R11E122MA01# | | | | | |
| | | 1500pF | ±5% | GRM033R71E152JA01# | | | 1500pF | ±5% | GRM033R11E152JA01# | | | | | |
| | | | ±10% | GRM033R71E152KA01# | | | | ±10% | GRM033R11E152KA01# | | | | | |
| | | | ±20% | GRM033R71E152MA01# | | | | ±20% | GRM033R11E152MA01# | | | | | |

- GRM
- GR3
- GRJ
- GR4
- GJM
- GQM
- GA2
- GA3 GB
- GA3 GD
- GA3 GF
- LLL
- LLA
- LLM
- LLR
- NFM
- GJ4
- ZRA
- ZRB
- KRM
- KR3
- GMA
- GMD
- △Caution /Notice

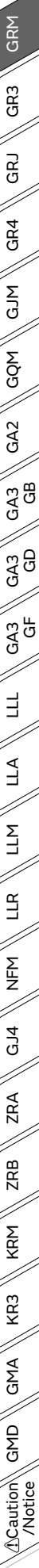
Part number # indicates the package specification code.

GRM Series High Dielectric Constant Type Part Number List

(→ 0.6×0.3mm)

| Rated Voltage | TC Code | Cap. | Tol. | Part Number | | Rated Voltage | TC Code | Cap. | Tol. | Part Number | | |
|---------------|--------------------|--------------------|--------------------|--------------------|--------------------|--------------------|--------------------|--------------------|--------------------|--------------------|--------------------|--|
| 25Vdc | R | 680pF | ±20% | GRM033R11E681MA01# | | 25Vdc | B | 220pF | ±10% | GRM033B11E221KA01# | | |
| | | | ±5% | GRM033R11E821JA01# | | | | | ±20% | GRM033B11E221MA01# | | |
| | | | ±10% | GRM033R11E821KA01# | | | | | 270pF | ±10% | GRM033B11E271KA01# | |
| | | | ±20% | GRM033R11E821MA01# | | | | | | ±20% | GRM033B11E271MA01# | |
| | | 1000pF | ±5% | GRM033R11E102JA01# | | | | 330pF | ±10% | GRM033B11E331KA01# | | |
| | | | ±10% | GRM033R11E102KA01# | | | | | ±20% | GRM033B11E331MA01# | | |
| | | | ±20% | GRM033R11E102MA01# | | | | | 390pF | ±10% | GRM033B11E391KA01# | |
| | | 1200pF | ±5% | GRM033R11E122JA01# | | | | ±20% | | GRM033B11E391MA01# | | |
| | | | ±10% | GRM033R11E122KA01# | | | | 470pF | ±10% | GRM033B11E471KA01# | | |
| | | | ±20% | GRM033R11E122MA01# | | | | | ±20% | GRM033B11E471MA01# | | |
| | | 1500pF | ±5% | GRM033R11E152JA01# | | | | 560pF | ±10% | GRM033B11E561KA01# | | |
| | | | ±10% | GRM033R11E152KA01# | | | | | ±20% | GRM033B11E561MA01# | | |
| | ±20% | | GRM033R11E152MA01# | | 680pF | | | ±10% | GRM033B11E681KA01# | | | |
| | X6S | 10000pF | ±10% | GRM033C81E103KE14# | | | | D1 | ±20% | GRM033B11E681MA01# | | |
| | | | ±20% | GRM033C81E103ME14# | D1 | | | 820pF | ±10% | GRM033B11E821KA01# | | |
| | 0.10μF | ±10% | GRM033C81E104KE14# | D1 | ±20% | | | | GRM033B11E821MA01# | | | |
| | | ±20% | GRM033C81E104ME14# | D1 | 1000pF | | | ±10% | GRM033B11E102KA01# | | | |
| | X5R | 100pF | ±10% | GRM033R61E101KA01# | | | | | ±20% | GRM033B11E102MA01# | | |
| | | | ±10% | GRM033R61E121KA01# | | | | 1200pF | ±10% | GRM033B11E122KA01# | | |
| | | ±10% | GRM033R61E151KA01# | | ±20% | | | | GRM033B11E122MA01# | | | |
| | | ±10% | GRM033R61E181KA01# | | 1500pF | | | ±10% | GRM033B11E152KA01# | | | |
| | | ±10% | GRM033R61E221KA01# | | | | | ±20% | GRM033B11E152MA01# | | | |
| | | ±10% | GRM033R61E271KA01# | | 1800pF | | | ±10% | GRM033B31E182KA12# | | | |
| | | ±10% | GRM033R61E331KA01# | | | | | ±20% | GRM033B31E182MA12# | | | |
| | | ±10% | GRM033R61E391KA01# | | 2200pF | | | ±10% | GRM033B31E222KA12# | | | |
| | | ±10% | GRM033R61E471KA01# | | | | | ±20% | GRM033B31E222MA12# | | | |
| | | ±10% | GRM033R61E561KA01# | | 2700pF | | | ±10% | GRM033B31E272KA12# | | | |
| | | ±10% | GRM033R61E681KA01# | | | | | ±20% | GRM033B31E272MA12# | | | |
| | | ±10% | GRM033R61E821KA01# | | 3300pF | | | ±10% | GRM033B31E332KA12# | | | |
| | | ±10% | GRM033R61E102KA01# | | | | | ±20% | GRM033B31E332MA12# | | | |
| | | 3900pF | ±10% | GRM033R61E392KA12# | D1 | | | 4700pF | ±10% | GRM033B31E472KA12# | D1 | |
| | | | ±20% | GRM033R61E392MA12# | D1 | | | | ±20% | GRM033B31E472MA12# | D1 | |
| | | 4700pF | ±10% | GRM033R61E472KA12# | D1 | | | 5600pF | ±10% | GRM033R61E562KA12# | D1 | |
| | | | ±20% | GRM033R61E472MA12# | D1 | | | | ±20% | GRM033R61E562MA12# | D1 | |
| | | 6800pF | ±10% | GRM033R61E682KA12# | D1 | | | 8200pF | ±10% | GRM033R61E822KA12# | D1 | |
| | ±20% | | GRM033R61E682MA12# | D1 | ±20% | | | | GRM033R61E822MA12# | D1 | | |
| 10000pF | ±10% | GRM033R61E103KA12# | D1 | 0.10μF | ±10% | GRM033R61E104KE14# | | | | | | |
| | ±20% | GRM033R61E103MA12# | D1 | | ±20% | GRM033R61E104ME14# | | | | | | |
| 0.22μF | ±10% | GRM033R61E224KE01# | D1 | 0.22μF | ±10% | GRM033R61E224ME01# | D1 | | | | | |
| | ±20% | GRM033R61E224MA01# | D1 | | | | | | | | | |
| B | 100pF | ±10% | GRM033B11E101KA01# | | 16Vdc | X7R | 100pF | ±5% | GRM033R71C101JA01# | | | |
| | | ±20% | GRM033B11E101MA01# | | | | | ±10% | GRM033R71C101KA01# | | | |
| | ±10% | GRM033B11E121KA01# | | ±20% | | | | GRM033R71C101MA01# | | | | |
| | ±20% | GRM033B11E121MA01# | | 120pF | | | ±5% | GRM033R71C121JA01# | | | | |
| | ±10% | GRM033B11E151KA01# | | | | | ±10% | GRM033R71C121KA01# | | | | |
| | ±20% | GRM033B11E151MA01# | | ±20% | | | GRM033R71C121MA01# | | | | | |
| | 120pF | ±10% | GRM033B11E181KA01# | | | | 150pF | ±5% | GRM033R71C151JA01# | | | |
| | | ±20% | GRM033B11E181MA01# | | | | | ±10% | GRM033R71C151KA01# | | | |
| | 150pF | ±10% | GRM033B11E221KA01# | | | | ±20% | GRM033R71C151MA01# | | | | |
| | | ±20% | GRM033B11E221MA01# | | | | 180pF | ±5% | GRM033R71C181JA01# | | | |
| | ±10% | GRM033B11E271KA01# | | ±10% | | | | GRM033R71C181KA01# | | | | |
| | ±20% | GRM033B11E271MA01# | | ±20% | | | | GRM033R71C181MA01# | | | | |
| 180pF | ±10% | GRM033B11E331KA01# | | 220pF | ±5% | GRM033R71C221JA01# | | | | | | |
| | ±20% | GRM033B11E331MA01# | | | ±10% | GRM033R71C221KA01# | | | | | | |
| | ±10% | GRM033B11E391KA01# | | | ±20% | GRM033R71C221MA01# | | | | | | |
| ±10% | GRM033B11E471KA01# | | 270pF | ±5% | GRM033R71C271JA01# | | | | | | | |
| ±20% | GRM033B11E471MA01# | | | ±10% | GRM033R71C271KA01# | | | | | | | |
| ±10% | GRM033B11E561KA01# | | 330pF | ±20% | GRM033R71C271MA01# | | | | | | | |
| ±20% | GRM033B11E561MA01# | | | ±5% | GRM033R71C331JA01# | | | | | | | |
| ±10% | GRM033B11E681KA01# | | | ±10% | GRM033R71C331KA01# | | | | | | | |
| ±20% | GRM033B11E681MA01# | | ±20% | GRM033R71C331MA01# | | | | | | | | |

Part number # indicates the package specification code.



GRM Series High Dielectric Constant Type Part Number List

(→ 0.6×0.3mm)

| Rated Voltage | TC Code | Cap. | Tol. | Part Number | | Rated Voltage | TC Code | Cap. | Tol. | Part Number | | |
|---------------|---------|--------------------|--------------------|--------------------|--------------------|--------------------|--------------------|--------------------|--------------------|--------------------|--------------------|--|
| 16Vdc | X7R | 390pF | ±5% | GRM033R71C391JA01# | | 16Vdc | R | 150pF | ±20% | GRM033R11C151MA01# | | |
| | | | ±10% | GRM033R71C391KA01# | | | | | 180pF | ±5% | GRM033R11C181JA01# | |
| | | | ±20% | GRM033R71C391MA01# | | | | | | ±10% | GRM033R11C181KA01# | |
| | | ±5% | GRM033R71C471JA01# | | ±20% | | | GRM033R11C181MA01# | | | | |
| | | 470pF | ±10% | GRM033R71C471KA01# | | | | 220pF | ±5% | GRM033R11C221JA01# | | |
| | | | ±20% | GRM033R71C471MA01# | | | | | ±10% | GRM033R11C221KA01# | | |
| | | | ±5% | GRM033R71C561JA01# | | | | | ±20% | GRM033R11C221MA01# | | |
| | | 560pF | ±10% | GRM033R71C561KA01# | | | | 270pF | ±5% | GRM033R11C271JA01# | | |
| | | | ±20% | GRM033R71C561MA01# | | | | | ±10% | GRM033R11C271KA01# | | |
| | | | ±5% | GRM033R71C681JA01# | | | | | ±20% | GRM033R11C271MA01# | | |
| | | 680pF | ±10% | GRM033R71C681KA01# | | | | 330pF | ±5% | GRM033R11C331JA01# | | |
| | | | ±20% | GRM033R71C681MA01# | | | | | ±10% | GRM033R11C331KA01# | | |
| | | | ±5% | GRM033R71C821JA01# | | | | | ±20% | GRM033R11C331MA01# | | |
| | | 820pF | ±10% | GRM033R71C821KA01# | | | | 390pF | ±5% | GRM033R11C391JA01# | | |
| | | | ±20% | GRM033R71C821MA01# | | | | | ±10% | GRM033R11C391KA01# | | |
| | | | ±5% | GRM033R71C102JA01# | | | | | ±20% | GRM033R11C391MA01# | | |
| | | 1000pF | ±10% | GRM033R71C102KA01# | | | | 470pF | ±5% | GRM033R11C471JA01# | | |
| | | | ±20% | GRM033R71C102MA01# | | | | | ±10% | GRM033R11C471KA01# | | |
| | | | ±5% | GRM033R71C122JA01# | | | | | ±20% | GRM033R11C471MA01# | | |
| | | 1200pF | ±10% | GRM033R71C122KA01# | | | | 560pF | ±5% | GRM033R11C561JA01# | | |
| | | | ±20% | GRM033R71C122MA01# | | | | | ±10% | GRM033R11C561KA01# | | |
| | | | ±5% | GRM033R71C152JA01# | | | | | ±20% | GRM033R11C561MA01# | | |
| | | 1500pF | ±10% | GRM033R71C152KA01# | | | | 680pF | ±5% | GRM033R11C681JA01# | | |
| | | | ±20% | GRM033R71C152MA01# | | | | | ±10% | GRM033R11C681KA01# | | |
| | | | ±10% | GRM033R71C182KA88# | | | | | ±20% | GRM033R11C681MA01# | | |
| | | 1800pF | ±20% | GRM033R71C182MA88# | | | | 820pF | ±5% | GRM033R11C821JA01# | | |
| | | | ±10% | GRM033R71C222KA88# | | | | | ±10% | GRM033R11C821KA01# | | |
| | | | ±20% | GRM033R71C222MA88# | | | | | ±20% | GRM033R11C821MA01# | | |
| | | 2200pF | ±10% | GRM033R71C272KA88# | | | | 1000pF | ±5% | GRM033R11C102JA01# | | |
| | | | ±20% | GRM033R71C272MA88# | | | | | ±10% | GRM033R11C102KA01# | | |
| | | | ±10% | GRM033R71C332KA88# | | | | | ±20% | GRM033R11C102MA01# | | |
| | | 3300pF | ±20% | GRM033R71C332MA88# | | | | 1200pF | ±5% | GRM033R11C122JA01# | | |
| | | | ±10% | GRM033R71C392KE14# | | | | | ±10% | GRM033R11C122KA01# | | |
| | | | ±20% | GRM033R71C392ME14# | | | | | ±20% | GRM033R11C122MA01# | | |
| | | 3900pF | ±10% | GRM033R71C472KE14# | | | | 1500pF | ±5% | GRM033R11C152JA01# | | |
| | | | ±20% | GRM033R71C472ME14# | | | | | ±10% | GRM033R11C152KA01# | | |
| | | | ±10% | GRM033R71C562KE14# | | | | | ±20% | GRM033R11C152MA01# | | |
| | | 4700pF | ±20% | GRM033R71C562ME14# | | | | 1800pF | ±10% | GRM033R11C182KA88# | | |
| | | | ±10% | GRM033R71C682KE14# | | | | | ±20% | GRM033R11C182MA88# | | |
| | | | ±20% | GRM033R71C682ME14# | | | | | 2200pF | ±10% | GRM033R11C222KA88# | |
| | | ±10% | GRM033R71C822KE14# | | ±20% | | | GRM033R11C222MA88# | | | | |
| | | ±20% | GRM033R71C822ME14# | | 2700pF | | | ±10% | | GRM033R11C272KA88# | | |
| | ±10% | GRM033R71C103KE14# | | ±20% | | GRM033R11C272MA88# | | | | | | |
| | ±20% | GRM033R71C103ME14# | | 3300pF | | ±10% | GRM033R11C332KA88# | | | | | |
| | X7S | 0.10μF | ±10% | | GRM033C71C104KE14# | D1 | X6S | 0.10μF | ±10% | GRM033C81C104KE14# | | |
| | | | ±20% | | GRM033C71C104ME14# | D1 | | | ±20% | GRM033C81C104ME14# | | |
| | R | 100pF | ±5% | GRM033R11C101JA01# | | X5R | 2200pF | ±10% | GRM033R61C222KA88# | | | |
| | | | ±10% | GRM033R11C101KA01# | | | | 10000pF | ±10% | GRM033R61C103KA12# | | |
| | | | ±20% | GRM033R11C101MA01# | | | | | ±20% | GRM033R61C103MA12# | | |
| | | ±5% | GRM033R11C121JA01# | | 12000pF | ±10% | GRM033R61C123KE84# | | D1 | | | |
| | | ±10% | GRM033R11C121KA01# | | | ±20% | GRM033R61C123ME84# | D1 | | | | |
| | | ±20% | GRM033R11C121MA01# | | | 15000pF | ±10% | GRM033R61C153KE84# | D1 | | | |
| | | ±5% | GRM033R11C151JA01# | | ±20% | | GRM033R61C153ME84# | D1 | | | | |
| | | ±10% | GRM033R11C151KA01# | | | | | | | | | |

Part number # indicates the package specification code.



GRM Series High Dielectric Constant Type Part Number List

(→ 0.6×0.3mm)

| Rated Voltage | TC Code | Cap. | Tol. | Part Number | | Rated Voltage | TC Code | Cap. | Tol. | Part Number | |
|---------------|--------------------|--------------------|------|--------------------|--------------------|--------------------|-----------|--------------------|--------------------|--------------------|--------------------|
| 16Vdc | X5R | 18000pF | ±10% | GRM033R61C183KE84# | D1 | 16Vdc | B | 560pF | ±10% | GRM033B11C561KA01# | |
| | | | ±20% | GRM033R61C183ME84# | D1 | | | | ±20% | GRM033B11C561MA01# | |
| | | 22000pF | ±10% | GRM033R61C223KE84# | D1 | | | 680pF | ±5% | GRM033B11C681JA01# | |
| | | | ±20% | GRM033R61C223ME84# | D1 | | | | ±10% | GRM033B11C681KA01# | |
| | | 27000pF | ±10% | GRM033R61C273KE84# | D1 | | | 820pF | ±20% | GRM033B11C681MA01# | |
| | | | ±20% | GRM033R61C273ME84# | D1 | | | | ±5% | GRM033B11C821JA01# | |
| | | 33000pF | ±10% | GRM033R61C333KE84# | D1 | | | 1000pF | ±10% | GRM033B11C821KA01# | |
| | | | ±20% | GRM033R61C333ME84# | D1 | | | | ±20% | GRM033B11C821MA01# | |
| | | 39000pF | ±10% | GRM033R61C393KE84# | D1 | | | 1200pF | ±5% | GRM033B11C102JA01# | |
| | | | ±20% | GRM033R61C393ME84# | D1 | | | | ±10% | GRM033B11C102KA01# | |
| | | 47000pF | ±10% | GRM033R61C473KE84# | D1 | | | 1500pF | ±20% | GRM033B11C102MA01# | |
| | | | ±20% | GRM033R61C473ME84# | D1 | | | | ±5% | GRM033B11C122JA01# | |
| | | 56000pF | ±10% | GRM033R61C563KE84# | D1 | | | 1800pF | ±10% | GRM033B11C122KA01# | |
| | | | ±20% | GRM033R61C563ME84# | D1 | | | | ±20% | GRM033B11C122MA01# | |
| | | 68000pF | ±10% | GRM033R61C683KE84# | D1 | | | 2200pF | ±5% | GRM033B11C152JA01# | |
| | | | ±20% | GRM033R61C683ME84# | D1 | | | | ±10% | GRM033B11C152KA01# | |
| | | 82000pF | ±10% | GRM033R61C823KE84# | D1 | | | 2700pF | ±20% | GRM033B11C152MA01# | |
| | | | ±20% | GRM033R61C823ME84# | D1 | | | | ±10% | GRM033B31C182KA87# | |
| | | 0.10μF | ±10% | GRM033R61C104KE14# | | | | 3300pF | ±20% | GRM033B31C182MA87# | |
| | | | ±10% | GRM033R61C104KE18# | D1 | | | | 10000pF | ±10% | GRM033B31C222KA87# |
| | | | ±20% | GRM033R61C104ME14# | | | | 12000pF | | ±20% | GRM033B31C222MA87# |
| | | | ±20% | GRM033R61C104ME18# | D1 | | | | ±10% | GRM033B31C272KA87# | |
| | | 0.22μF | ±10% | GRM033R61C224KE14# | | | | 15000pF | ±20% | GRM033B31C272MA87# | |
| | | | ±20% | GRM033R61C224ME14# | | | | | ±10% | GRM033B31C332KA87# | |
| | | 1.0μF | ±20% | GRM033R61C105ME15# | Mo D1 | | | 18000pF | ±20% | GRM033B31C332MA87# | |
| | | 2.2μF | ±20% | GRM035R61C225ME01# | Mo D1 | | | | ±10% | GRM033B31C103KA12# | |
| | | 100pF | ±5% | GRM033B11C101JA01# | | | | 22000pF | ±20% | GRM033B31C103MA12# | |
| | | | ±10% | GRM033B11C101KA01# | | | | | ±10% | GRM033B31C123KE84# | D1 |
| | | | ±20% | GRM033B11C101MA01# | | | | ±20% | GRM033B31C123ME84# | D1 | |
| | | 120pF | ±5% | GRM033B11C121JA01# | | | | 15000pF | ±10% | GRM033B31C153KE84# | D1 |
| | | | ±10% | GRM033B11C121KA01# | | | | ±20% | GRM033B31C153ME84# | D1 | |
| | | | ±20% | GRM033B11C121MA01# | | | | 18000pF | ±10% | GRM033B31C183KE84# | D1 |
| | | 150pF | ±5% | GRM033B11C151JA01# | | | | ±20% | GRM033B31C183ME84# | D1 | |
| | | | ±10% | GRM033B11C151KA01# | | | | 22000pF | ±10% | GRM033B31C223KE84# | D1 |
| | | | ±20% | GRM033B11C151MA01# | | | | ±20% | GRM033B31C223ME84# | D1 | |
| | | 180pF | ±5% | GRM033B11C181JA01# | | | | 27000pF | ±10% | GRM033B31C273KE84# | D1 |
| | | | ±10% | GRM033B11C181KA01# | | | | ±20% | GRM033B31C273ME84# | D1 | |
| | | | ±20% | GRM033B11C181MA01# | | | | 33000pF | ±10% | GRM033B31C333KE84# | D1 |
| | | 220pF | ±5% | GRM033B11C221JA01# | | | | ±20% | GRM033B31C333ME84# | D1 | |
| | | | ±10% | GRM033B11C221KA01# | | | | 39000pF | ±10% | GRM033B31C393KE84# | D1 |
| | | | ±20% | GRM033B11C221MA01# | | | | ±20% | GRM033B31C393ME84# | D1 | |
| | | 270pF | ±5% | GRM033B11C271JA01# | | | | 47000pF | ±10% | GRM033B31C473KE84# | D1 |
| | | | ±10% | GRM033B11C271KA01# | | | | ±20% | GRM033B31C473ME84# | D1 | |
| | | | ±20% | GRM033B11C271MA01# | | | | 56000pF | ±10% | GRM033B31C563KE84# | D1 |
| | | 330pF | ±5% | GRM033B11C331JA01# | | | | ±20% | GRM033B31C563ME84# | D1 | |
| | | | ±10% | GRM033B11C331KA01# | | | | 68000pF | ±10% | GRM033B31C683KE84# | D1 |
| | | | ±20% | GRM033B11C331MA01# | | | | ±20% | GRM033B31C683ME84# | D1 | |
| | | 390pF | ±5% | GRM033B11C391JA01# | | | | 82000pF | ±10% | GRM033B31C823KE84# | D1 |
| ±10% | GRM033B11C391KA01# | | | ±20% | GRM033B31C823ME84# | D1 | | | | | |
| ±20% | GRM033B11C391MA01# | | | 0.10μF | ±10% | GRM033B31C104KE84# | D1 | | | | |
| 470pF | ±5% | GRM033B11C471JA01# | | ±20% | GRM033B31C104ME84# | D1 | | | | | |
| | ±10% | GRM033B11C471KA01# | | X7R | ±10% | GRM033Z71C104KE14# | D1 | | | | |
| | ±20% | GRM033B11C471MA01# | | | ±20% | GRM033Z71C104ME14# | D1 | | | | |
| 560pF | ±5% | GRM033B11C561JA01# | | 10Vdc | X7R | 1200pF | ±5% | GRM033R71A122JA01# | | | |

Part number # indicates the package specification code.

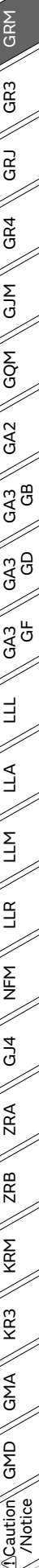
GRM
 GR3
 GRJ
 GR4
 GJM
 GQM
 GA2
 GA3 GB
 GA3 GD
 GA3 GF
 LLL
 LLA
 LLM
 LLR
 NFM
 GJ4
 ZRA
 ZRB
 KRM
 KR3
 GMA
 GMD
 ⚠Caution /Notice

GRM Series High Dielectric Constant Type Part Number List

(→ 0.6×0.3mm)

| Rated Voltage | TC Code | Cap. | Tol. | Part Number | | Rated Voltage | TC Code | Cap. | Tol. | Part Number | | |
|---------------|---------|---------|--------------------|--------------------|--------------------|---------------|---------|--------------------|--------------------|--------------------|--------------------|--------------------|
| 10Vdc | X7R | 1200pF | ±10% | GRM033R71A122KA01# | | 10Vdc | R | 3300pF | ±20% | GRM033R11A332MA01# | | |
| | | | ±20% | GRM033R71A122MA01# | | | | | 3900pF | ±5% | GRM033R11A392JA01# | |
| | | 1500pF | ±5% | GRM033R71A152JA01# | | | | ±10% | | GRM033R11A392KA01# | | |
| | | | ±10% | GRM033R71A152KA01# | | | | ±20% | GRM033R11A392MA01# | | | |
| | | | 1800pF | ±20% | GRM033R71A152MA01# | | | | 4700pF | ±5% | GRM033R11A472JA01# | |
| | | | | ±5% | GRM033R71A182JA01# | | | | | ±10% | GRM033R11A472KA01# | |
| | | ±10% | | GRM033R71A182KA01# | | | | ±20% | | GRM033R11A472MA01# | | |
| | | 2200pF | ±20% | GRM033R71A182MA01# | | | | 5600pF | ±5% | GRM033R11A562JA01# | | |
| | | | ±5% | GRM033R71A222JA01# | | | | | ±10% | GRM033R11A562KA01# | | |
| | | | ±10% | GRM033R71A222KA01# | | | | | ±20% | GRM033R11A562MA01# | | |
| | | 2700pF | ±20% | GRM033R71A222MA01# | | | | 6800pF | ±5% | GRM033R11A682JA01# | | |
| | | | ±5% | GRM033R71A272JA01# | | | | | ±10% | GRM033R11A682KA01# | | |
| | | | ±10% | GRM033R71A272KA01# | | | | | ±20% | GRM033R11A682MA01# | | |
| | | 3300pF | ±20% | GRM033R71A272MA01# | | | | 8200pF | ±5% | GRM033R11A822JA01# | | |
| | | | ±5% | GRM033R71A332JA01# | | | | | ±10% | GRM033R11A822KA01# | | |
| | | | ±10% | GRM033R71A332KA01# | | | | | ±20% | GRM033R11A822MA01# | | |
| | | 3900pF | ±20% | GRM033R71A332MA01# | | | | 10000pF | ±5% | GRM033R11A103JA01# | | |
| | | | ±5% | GRM033R71A392JA01# | | | | | ±10% | GRM033R11A103KA01# | | |
| | | | ±10% | GRM033R71A392KA01# | | | | | ±20% | GRM033R11A103MA01# | | |
| | | 4700pF | ±20% | GRM033R71A392MA01# | | | | X6S | 4700pF | ±10% | GRM033C81A473KE05# | D1 |
| | | | ±5% | GRM033R71A472JA01# | | | | | | ±20% | GRM033C81A473ME05# | D1 |
| | | | ±10% | GRM033R71A472KA01# | | | | | 0.10μF | ±10% | GRM033C81A104KE14# | |
| | | ±20% | GRM033R71A472MA01# | | ±20% | | | GRM033C81A104ME14# | | | | |
| | | 5600pF | ±5% | GRM033R71A562JA01# | | | | 1.0μF | ±20% | GRM033C81A105ME05# | D1 | |
| | | | ±10% | GRM033R71A562KA01# | | | | | X5R | 1200pF | ±5% | GRM033R61A122JA01# |
| | | | ±20% | GRM033R71A562MA01# | | | | ±10% | | | GRM033R61A122KA01# | |
| | | | 6800pF | ±5% | GRM033R71A682JA01# | | | | | ±20% | GRM033R61A122MA01# | |
| | | | | ±10% | GRM033R71A682KA01# | | | | | 1500pF | ±5% | GRM033R61A152JA01# |
| | | | | ±20% | GRM033R71A682MA01# | | | | ±10% | | GRM033R61A152KA01# | |
| | | ±5% | GRM033R71A822JA01# | | ±20% | | | GRM033R61A152MA01# | | | | |
| | | 8200pF | ±10% | GRM033R71A822KA01# | | | | 1800pF | ±5% | GRM033R61A182JA01# | | |
| | | | ±20% | GRM033R71A822MA01# | | | | | ±10% | GRM033R61A182KA01# | | |
| | | | ±5% | GRM033R71A103JA01# | | | | | ±20% | GRM033R61A182MA01# | | |
| | | 10000pF | ±10% | GRM033R71A103KA01# | | | | 2200pF | ±5% | GRM033R61A222JA01# | | |
| | | | ±20% | GRM033R71A103MA01# | | | | | ±10% | GRM033R61A222KA01# | | |
| | | | ±5% | GRM033R71A104KE14# | | | | | ±20% | GRM033R61A222MA01# | | |
| | X7S | 0.10μF | ±10% | GRM033C71A104KE14# | | | 2700pF | ±5% | GRM033R61A272JA01# | | | |
| | | | ±20% | GRM033C71A104ME14# | | | | ±10% | GRM033R61A272KA01# | | | |
| | R | 1200pF | ±5% | GRM033R11A122JA01# | | | ±20% | GRM033R61A272MA01# | | | | |
| | | | ±10% | GRM033R11A122KA01# | | | 3300pF | ±5% | GRM033R61A332JA01# | | | |
| | | | ±20% | GRM033R11A122MA01# | | | | ±10% | GRM033R61A332KA01# | | | |
| | | ±5% | GRM033R11A152JA01# | | ±20% | | | GRM033R61A332MA01# | | | | |
| | | 1500pF | ±10% | GRM033R11A152KA01# | | | 3900pF | ±5% | GRM033R61A392JA01# | | | |
| | | | ±20% | GRM033R11A152MA01# | | | | ±10% | GRM033R61A392KA01# | | | |
| | | | ±5% | GRM033R11A182JA01# | | | | ±20% | GRM033R61A392MA01# | | | |
| | | 1800pF | ±10% | GRM033R11A182KA01# | | | 4700pF | ±5% | GRM033R61A472JA01# | | | |
| | | | ±20% | GRM033R11A182MA01# | | | | ±10% | GRM033R61A472KA01# | | | |
| | | | ±5% | GRM033R11A222JA01# | | | | ±20% | GRM033R61A472MA01# | | | |
| | | 2200pF | ±10% | GRM033R11A222KA01# | | | 5600pF | ±5% | GRM033R61A562JA01# | | | |
| | | | ±20% | GRM033R11A222MA01# | | | | ±10% | GRM033R61A562KA01# | | | |
| | | | ±5% | GRM033R11A272JA01# | | | | ±20% | GRM033R61A562MA01# | | | |
| | | 2700pF | ±10% | GRM033R11A272KA01# | | | 6800pF | ±5% | GRM033R61A682JA01# | | | |
| | | | ±20% | GRM033R11A272MA01# | | | | ±10% | GRM033R61A682KA01# | | | |
| | | | ±5% | GRM033R11A332JA01# | | | | ±20% | GRM033R61A682MA01# | | | |
| 3300pF | | ±10% | GRM033R11A332KA01# | | | | | | | | | |

Part number # indicates the package specification code.

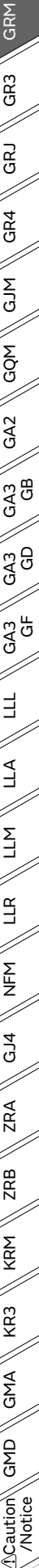


GRM Series High Dielectric Constant Type Part Number List

(→ 0.6×0.3mm)

| Rated Voltage | TC Code | Cap. | Tol. | Part Number | | Rated Voltage | TC Code | Cap. | Tol. | Part Number | |
|---------------|---------|--------------------|--------------------|--------------------|--------------------|--------------------|--------------------|--------------------|---------|--------------------|--------------------|
| 10Vdc | X5R | 8200pF | ±5% | GRM033R61A822JA01# | | 10Vdc | B | 3300pF | ±10% | GRM033B11A332KA01# | |
| | | | ±10% | GRM033R61A822KA01# | | | | | ±20% | GRM033B11A332MA01# | |
| | | | ±20% | GRM033R61A822MA01# | | | | | 3900pF | ±5% | GRM033B11A392JA01# |
| | | 10000pF | ±5% | GRM033R61A103JA01# | | | | ±10% | | GRM033B11A392KA01# | |
| | | | ±10% | GRM033R61A103KA01# | | | | ±20% | | GRM033B11A392MA01# | |
| | | | ±20% | GRM033R61A103MA01# | | | | 4700pF | ±5% | GRM033B11A472JA01# | |
| | | 12000pF | ±10% | GRM033R61A123KE84# | | | | | ±10% | GRM033B11A472KA01# | |
| | | | ±20% | GRM033R61A123ME84# | | | | | ±20% | GRM033B11A472MA01# | |
| | | | 15000pF | ±10% | GRM033R61A153KE84# | | | | 5600pF | ±5% | GRM033B11A562JA01# |
| | | ±20% | | GRM033R61A153ME84# | | | | ±10% | | GRM033B11A562KA01# | |
| | | ±20% | | GRM033R61A153ME84# | | | | ±20% | | GRM033B11A562MA01# | |
| | | 18000pF | ±10% | GRM033R61A183KE84# | | | | 6800pF | ±5% | GRM033B11A682JA01# | |
| | | | ±20% | GRM033R61A183ME84# | | | | | ±10% | GRM033B11A682KA01# | |
| | | | ±20% | GRM033R61A183ME84# | | | | | ±20% | GRM033B11A682MA01# | |
| | | 22000pF | ±10% | GRM033R61A223KE84# | | | | 8200pF | ±5% | GRM033B11A822JA01# | |
| | | | ±20% | GRM033R61A223ME84# | | | | | ±10% | GRM033B11A822KA01# | |
| | | | ±20% | GRM033R61A223ME84# | | | | | ±20% | GRM033B11A822MA01# | |
| | | 27000pF | ±10% | GRM033R61A273KE84# | | | | 10000pF | ±5% | GRM033B11A103JA01# | |
| | | | ±20% | GRM033R61A273ME84# | | | | | ±10% | GRM033B11A103KA01# | |
| | | | ±20% | GRM033R61A273ME84# | | | | | ±20% | GRM033B11A103MA01# | |
| | | 33000pF | ±10% | GRM033R61A333KE84# | | | | 12000pF | ±10% | GRM033B31A123KE84# | |
| | | | ±20% | GRM033R61A333ME84# | | | | | ±20% | GRM033B31A123ME84# | |
| | | | ±20% | GRM033R61A333ME84# | | | | | 15000pF | ±10% | GRM033B31A153KE84# |
| | | 39000pF | ±10% | GRM033R61A393KE84# | | | | ±20% | | GRM033B31A153ME84# | |
| | | | ±20% | GRM033R61A393ME84# | | | | ±20% | | GRM033B31A153ME84# | |
| | | | 47000pF | ±10% | GRM033R61A473KE84# | | | | 18000pF | ±10% | GRM033B31A183KE84# |
| | | ±20% | | GRM033R61A473ME84# | | | | ±20% | | GRM033B31A183ME84# | |
| | | ±20% | | GRM033R61A473ME84# | | | | ±20% | | GRM033B31A183ME84# | |
| | | 56000pF | ±10% | GRM033R61A563KE15# | | | | 22000pF | ±10% | GRM033B31A223KE84# | |
| | | | ±20% | GRM033R61A563ME15# | | | | | ±20% | GRM033B31A223ME84# | |
| | | | ±20% | GRM033R61A563ME15# | | | | | 27000pF | ±10% | GRM033B31A273KE84# |
| | | 68000pF | ±10% | GRM033R61A683KE15# | | | | ±20% | | GRM033B31A273ME84# | |
| | | | ±20% | GRM033R61A683ME15# | | | | ±20% | | GRM033B31A273ME84# | |
| | | | 82000pF | ±10% | GRM033R61A823KE15# | | | | 33000pF | ±10% | GRM033B31A333KE84# |
| | | ±20% | | GRM033R61A823ME15# | | | | ±20% | | GRM033B31A333ME84# | |
| | | ±20% | | GRM033R61A823ME15# | | | | ±20% | | GRM033B31A333ME84# | |
| | | 0.10μF | ±10% | GRM033R61A104KE15# | | | | 39000pF | ±10% | GRM033B31A393KE84# | |
| | | | ±20% | GRM033R61A104ME15# | | | | | ±20% | GRM033B31A393ME84# | |
| | | | ±20% | GRM033R61A104ME15# | | | | | ±20% | GRM033B31A393ME84# | |
| | | 0.22μF | ±10% | GRM033R61A224KE90# | D1 | | | 47000pF | ±10% | GRM033B31A473KE84# | |
| | | | ±20% | GRM033R61A224ME90# | D1 | | | | ±20% | GRM033B31A473ME84# | |
| | | | ±20% | GRM033R61A224ME90# | D1 | | | | ±20% | GRM033B31A473ME84# | |
| | | 1.0μF | ±20% | GRM033R61A105ME15# | | | | 56000pF | ±10% | GRM033B31A563KE15# | |
| | | | ±20% | GRM033R61A105ME44# | Mo D1 | | | | ±20% | GRM033B31A563ME15# | |
| | | | ±20% | GRM033R61A105ME44# | Mo D1 | | | | ±20% | GRM033B31A563ME15# | |
| | | 2.2μF | ±10% | GRM033R61A225KE47# | Mo D1 | | | 68000pF | ±10% | GRM033B31A683KE15# | |
| | | | ±20% | GRM033R61A225ME47# | Mo D1 | | | | ±20% | GRM033B31A683ME15# | |
| | | | ±20% | GRM033R61A225ME01# | | | | | ±20% | GRM033B31A683ME15# | |
| B | 1000pF | ±10% | GRM033B11A102KA01# | | 82000pF | ±10% | GRM033B31A823KE15# | | | | |
| | | 1200pF | ±5% | GRM033B11A122JA01# | | | ±20% | GRM033B31A823ME15# | | | |
| | | | ±10% | GRM033B11A122KA01# | | | ±20% | GRM033B31A823ME15# | | | |
| | ±20% | | GRM033B11A122MA01# | | 0.10μF | ±10% | GRM033B31A104KE15# | | | | |
| | 1500pF | ±5% | GRM033B11A152JA01# | | | ±20% | GRM033B31A104ME15# | | | | |
| | | ±10% | GRM033B11A152KA01# | | | ±20% | GRM033B31A104ME15# | | | | |
| | | ±20% | GRM033B11A152MA01# | | X7R | 0.10μF | ±10% | GRM033Z71A104KE14# | | | |
| | 1800pF | ±5% | GRM033B11A182JA01# | | | | ±20% | GRM033Z71A104ME14# | | | |
| | | ±10% | GRM033B11A182KA01# | | | | 6.3Vdc | X7R | 1200pF | ±5% | GRM033R70J122JA01# |
| | | ±20% | GRM033B11A182MA01# | | ±10% | GRM033R70J122KA01# | | | | | |
| | ±20% | GRM033B11A182MA01# | | ±10% | GRM033R70J122KA01# | | | | | | |
| | 2200pF | ±5% | GRM033B11A222JA01# | | 1500pF | ±5% | GRM033R70J152JA01# | | | | |
| | | ±10% | GRM033B11A222KA01# | | | ±10% | GRM033R70J152KA01# | | | | |
| | | ±20% | GRM033B11A222MA01# | | | ±10% | GRM033R70J152KA01# | | | | |
| | 2700pF | ±5% | GRM033B11A272JA01# | | 1800pF | ±5% | GRM033R70J182JA01# | | | | |
| | | ±10% | GRM033B11A272KA01# | | | ±10% | GRM033R70J182KA01# | | | | |
| | | ±20% | GRM033B11A272MA01# | | | ±10% | GRM033R70J182KA01# | | | | |
| | 3300pF | ±5% | GRM033B11A332JA01# | | 2200pF | ±5% | GRM033R70J222JA01# | | | | |
| ±5% | | GRM033B11A332JA01# | | ±10% | | GRM033R70J222KA01# | | | | | |
| ±5% | | GRM033B11A332JA01# | | ±10% | | GRM033R70J222KA01# | | | | | |

Part number # indicates the package specification code.



GRM Series High Dielectric Constant Type Part Number List

(→ 0.6×0.3mm)

| Rated Voltage | TC Code | Cap. | Tol. | Part Number | | Rated Voltage | TC Code | Cap. | Tol. | Part Number | |
|---------------|--------------------|--------------------|--------------------|--------------------|--------------------|--------------------|--------------------|--------------------|--------------------|--------------------|--------------------|
| 6.3Vdc | X7R | 2700pF | ±5% | GRM033R70J272JA01# | | 6.3Vdc | X6S | 3300pF | ±20% | GRM033C80J333ME01# | |
| | | | ±10% | GRM033R70J272KA01# | | | | | 3900pF | ±10% | GRM033C80J393KE19# |
| | | 3300pF | ±5% | GRM033R70J332JA01# | | | | ±20% | | GRM033C80J393ME19# | |
| | | | ±10% | GRM033R70J332KA01# | | | | 4700pF | ±10% | GRM033C80J473KE19# | |
| | | 3900pF | ±5% | GRM033R70J392JA01# | | | | | ±20% | GRM033C80J473ME19# | |
| | | | ±10% | GRM033R70J392KA01# | | | | 5600pF | ±10% | GRM033C80J563KE15# | D1 |
| | | 4700pF | ±5% | GRM033R70J472JA01# | | | | | ±20% | GRM033C80J563ME15# | D1 |
| | | | ±10% | GRM033R70J472KA01# | | | | 6800pF | ±10% | GRM033C80J683KE15# | D1 |
| | | 5600pF | ±5% | GRM033R70J562JA01# | | | | | ±20% | GRM033C80J683ME15# | D1 |
| | | | ±10% | GRM033R70J562KA01# | | | | 8200pF | ±10% | GRM033C80J823KE15# | D1 |
| 6800pF | ±5% | GRM033R70J682JA01# | | ±20% | GRM033C80J823ME15# | D1 | | | | | |
| | ±10% | GRM033R70J682KA01# | | 0.10μF | ±10% | GRM033C80J104KE15# | D1 | | | | |
| 8200pF | ±5% | GRM033R70J822JA01# | | | ±20% | GRM033C80J104ME15# | D1 | | | | |
| | ±10% | GRM033R70J822KA01# | | 0.22μF | ±10% | GRM033C80J224KE90# | D1 | | | | |
| 10000pF | ±5% | GRM033R70J103JA01# | | | ±20% | GRM033C80J224ME90# | D1 | | | | |
| | ±10% | GRM033R70J103KA01# | | 1.0μF | ±20% | GRM033C80J105ME05# | | | | | |
| X7S | 0.10μF | ±10% | GRM033C70J104KE14# | | | 2.2μF | ±20% | GRM035C80J225ME01# | D1 | | |
| | | ±20% | GRM033C70J104ME14# | | X5R | | 2200pF | ±10% | GRM033R60J222KA01# | | |
| X7T | 1.0μF | ±20% | GRM033D70J105ME01# | D1 | | 1000pF | | ±10% | GRM033R60J103KA01# | | |
| | | R | 1200pF | ±5% | GRM033R10J122JA01# | | | 1200pF | ±10% | GRM033R60J123KE01# | |
| ±10% | GRM033R10J122KA01# | | | | ±20% | GRM033R60J123ME01# | | | | | |
| 1500pF | ±5% | GRM033R10J152JA01# | | 1500pF | ±10% | GRM033R60J153KE01# | | | | | |
| | | ±10% | GRM033R10J152KA01# | | | | ±20% | GRM033R60J153ME01# | | | |
| 1800pF | ±5% | GRM033R10J182JA01# | | 1800pF | ±10% | GRM033R60J183KE01# | | | | | |
| | | ±10% | GRM033R10J182KA01# | | | | ±20% | GRM033R60J183ME01# | | | |
| 2200pF | ±5% | GRM033R10J222JA01# | | 2200pF | ±10% | GRM033R60J223KE01# | | | | | |
| | | ±10% | GRM033R10J222KA01# | | | | ±20% | GRM033R60J223ME01# | | | |
| 2700pF | ±5% | GRM033R10J272JA01# | | 2700pF | ±10% | GRM033R60J273KE01# | | | | | |
| | | ±10% | GRM033R10J272KA01# | | | | ±20% | GRM033R60J273ME01# | | | |
| 3300pF | ±5% | GRM033R10J332JA01# | | 3300pF | ±10% | GRM033R60J333KE01# | | | | | |
| | | ±10% | GRM033R10J332KA01# | | | | ±20% | GRM033R60J333ME01# | | | |
| 3900pF | ±5% | GRM033R10J392JA01# | | 3900pF | ±10% | GRM033R60J393KE19# | | | | | |
| | | ±10% | GRM033R10J392KA01# | | | | ±20% | GRM033R60J393ME19# | | | |
| 4700pF | ±5% | GRM033R10J472JA01# | | 4700pF | ±5% | GRM033R60J473JE19# | | | | | |
| | | ±10% | GRM033R10J472KA01# | | | | ±10% | GRM033R60J473KE19# | | | |
| 5600pF | ±5% | GRM033R10J562JA01# | | 5600pF | ±10% | GRM033R60J473ME19# | | | | | |
| | | ±10% | GRM033R10J562KA01# | | | | ±20% | GRM033R60J473ME19# | | | |
| 6800pF | ±5% | GRM033R10J682JA01# | | 6800pF | ±10% | GRM033R60J563KE19# | | | | | |
| | | ±10% | GRM033R10J682KA01# | | | | ±20% | GRM033R60J563ME19# | | | |
| 8200pF | ±5% | GRM033R10J822JA01# | | 8200pF | ±10% | GRM033R60J683KE19# | | | | | |
| | | ±10% | GRM033R10J822KA01# | | | | ±20% | GRM033R60J683ME19# | | | |
| 10000pF | ±5% | GRM033R10J103JA01# | | 10000pF | ±10% | GRM033R60J823KE19# | | | | | |
| | | ±10% | GRM033R10J103KA01# | | | | ±20% | GRM033R60J823ME19# | | | |
| X6S | 12000pF | ±10% | GRM033C80J123KE01# | | 0.10μF | ±10% | GRM033R60J104KE19# | | | | |
| | | ±20% | GRM033C80J123ME01# | | | ±20% | GRM033R60J104ME19# | | | | |
| 15000pF | ±10% | GRM033C80J153KE01# | | 0.22μF | ±10% | GRM033R60J224KE15# | D1 | | | | |
| | | ±20% | GRM033C80J153ME01# | | | ±10% | GRM033R60J224KE90# | | | | |
| 18000pF | ±10% | GRM033C80J183KE01# | | ±20% | GRM033R60J224ME15# | D1 | | | | | |
| | | ±20% | GRM033C80J183ME01# | | 0.33μF | ±20% | GRM033R60J334ME90# | D1 | | | |
| 22000pF | ±10% | GRM033C80J223KE01# | | 0.47μF | | ±10% | GRM033R60J474KE90# | D1 | | | |
| | | ±20% | GRM033C80J223ME01# | | | ±20% | GRM033R60J474ME90# | D1 | | | |
| 27000pF | ±10% | GRM033C80J273KE01# | | 1.0μF | ±20% | GRM032R60J105ME05# | Mo D1 | | | | |
| | | ±20% | GRM033C80J273ME01# | | | ±20% | GRM033R60J105MEA2# | D1 | | | |
| 33000pF | ±10% | GRM033C80J333KE01# | | 1.5μF | ±20% | GRM033R60J155ME14# | Mo D1 | | | | |

Part number # indicates the package specification code.

GRM Series High Dielectric Constant Type Part Number List

(→ 0.6×0.3mm)

| Rated Voltage | TC Code | Cap. | Tol. | Part Number | |
|---------------|---------|---------|------|--------------------|-------|
| 6.3Vdc | X5R | 2.2μF | ±20% | GRM033R60J225ME05# | Mo D1 |
| | | | ±20% | GRM033R60J225ME15# | Mo D1 |
| | | | ±20% | GRM033R60J225ME47# | Mo |
| 4.7μF | X5R | 4.7μF | ±20% | GRM033R60J475ME05# | Mo D1 |
| | | | ±20% | GRM035R60J475ME15# | Mo D1 |
| 1200pF | B | 1200pF | ±5% | GRM033B10J122JA01# | |
| | | | ±10% | GRM033B10J122KA01# | |
| 1500pF | B | 1500pF | ±5% | GRM033B10J152JA01# | |
| | | | ±10% | GRM033B10J152KA01# | |
| 1800pF | B | 1800pF | ±5% | GRM033B10J182JA01# | |
| | | | ±10% | GRM033B10J182KA01# | |
| 2200pF | B | 2200pF | ±5% | GRM033B10J222JA01# | |
| | | | ±10% | GRM033B10J222KA01# | |
| 2700pF | B | 2700pF | ±5% | GRM033B10J272JA01# | |
| | | | ±10% | GRM033B10J272KA01# | |
| 3300pF | B | 3300pF | ±5% | GRM033B10J332JA01# | |
| | | | ±10% | GRM033B10J332KA01# | |
| 3900pF | B | 3900pF | ±5% | GRM033B10J392JA01# | |
| | | | ±10% | GRM033B10J392KA01# | |
| 4700pF | B | 4700pF | ±5% | GRM033B10J472JA01# | |
| | | | ±10% | GRM033B10J472KA01# | |
| 5600pF | B | 5600pF | ±5% | GRM033B10J562JA01# | |
| | | | ±10% | GRM033B10J562KA01# | |
| 6800pF | B | 6800pF | ±5% | GRM033B10J682JA01# | |
| | | | ±10% | GRM033B10J682KA01# | |
| 8200pF | B | 8200pF | ±5% | GRM033B10J822JA01# | |
| | | | ±10% | GRM033B10J822KA01# | |
| 10000pF | B | 10000pF | ±5% | GRM033B10J103JA01# | |
| | | | ±10% | GRM033B10J103KA01# | |
| | | | ±20% | GRM033B10J103MA01# | |
| 12000pF | B | 12000pF | ±10% | GRM033B10J123KE01# | |
| | | | ±20% | GRM033B10J123ME01# | |
| 15000pF | B | 15000pF | ±10% | GRM033B10J153KE01# | |
| | | | ±20% | GRM033B10J153ME01# | |
| 18000pF | B | 18000pF | ±10% | GRM033B10J183KE01# | |
| | | | ±20% | GRM033B10J183ME01# | |
| 22000pF | B | 22000pF | ±10% | GRM033B10J223KE01# | |
| | | | ±20% | GRM033B10J223ME01# | |
| 27000pF | B | 27000pF | ±10% | GRM033B10J273KE01# | |
| | | | ±20% | GRM033B10J273ME01# | |
| 33000pF | B | 33000pF | ±10% | GRM033B10J333KE01# | |
| | | | ±20% | GRM033B10J333ME01# | |
| 39000pF | B | 39000pF | ±10% | GRM033B30J393KE18# | |
| | | | ±20% | GRM033B30J393ME18# | |
| 47000pF | B | 47000pF | ±10% | GRM033B30J473KE18# | |
| | | | ±20% | GRM033B30J473ME18# | |
| 56000pF | B | 56000pF | ±10% | GRM033B30J563KE18# | |
| | | | ±20% | GRM033B30J563ME18# | |
| 68000pF | B | 68000pF | ±10% | GRM033B30J683KE18# | |
| | | | ±20% | GRM033B30J683ME18# | |
| 82000pF | B | 82000pF | ±10% | GRM033B30J823KE18# | |
| | | | ±20% | GRM033B30J823ME18# | |
| 0.10μF | B | 0.10μF | ±10% | GRM033B30J104KE18# | |
| | | | ±20% | GRM033B30J104ME18# | |

| Rated Voltage | TC Code | Cap. | Tol. | Part Number | |
|---------------|---------|---------|------|--------------------|-------|
| 6.3Vdc | B | 0.22μF | ±10% | GRM033B30J224KE15# | D1 |
| | | | ±20% | GRM033B30J224ME15# | D1 |
| 4Vdc | X7T | 1.0μF | ±20% | GRM033D70G105ME01# | |
| | | | ±20% | GRM035D70G225ME01# | D1 |
| 12000pF | X6S | 12000pF | ±10% | GRM033C80G123KE01# | |
| | | | ±20% | GRM033C80G123ME01# | |
| 15000pF | X6S | 15000pF | ±10% | GRM033C80G153KE01# | |
| | | | ±20% | GRM033C80G153ME01# | |
| 18000pF | X6S | 18000pF | ±10% | GRM033C80G183KE01# | |
| | | | ±20% | GRM033C80G183ME01# | |
| 22000pF | X6S | 22000pF | ±10% | GRM033C80G223KE01# | |
| | | | ±20% | GRM033C80G223ME01# | |
| 27000pF | X6S | 27000pF | ±10% | GRM033C80G273KE01# | |
| | | | ±20% | GRM033C80G273ME01# | |
| 33000pF | X6S | 33000pF | ±10% | GRM033C80G333KE01# | |
| | | | ±20% | GRM033C80G333ME01# | |
| 39000pF | X6S | 39000pF | ±10% | GRM033C80G393KE01# | |
| | | | ±20% | GRM033C80G393ME01# | |
| 47000pF | X6S | 47000pF | ±10% | GRM033C80G473KE01# | |
| | | | ±20% | GRM033C80G473ME01# | |
| 56000pF | X6S | 56000pF | ±10% | GRM033C80G563KE19# | |
| | | | ±20% | GRM033C80G563ME19# | |
| 68000pF | X6S | 68000pF | ±10% | GRM033C80G683KE19# | |
| | | | ±20% | GRM033C80G683ME19# | |
| 82000pF | X6S | 82000pF | ±10% | GRM033C80G823KE19# | |
| | | | ±20% | GRM033C80G823ME19# | |
| 0.10μF | X6S | 0.10μF | ±10% | GRM033C80G104KE19# | |
| | | | ±20% | GRM033C80G104ME19# | |
| 0.22μF | X6S | 0.22μF | ±20% | GRM033C80G224ME15# | D1 |
| | | | ±20% | GRM033C80G224ME90# | |
| 1.0μF | X6S | 1.0μF | ±20% | GRM033C80G105ME05# | |
| | | | | | |
| 1.0μF | X6T | 1.0μF | ±20% | GRM032D80G105ME01# | Mo D1 |
| | | | | | |
| 0.22μF | X5R | 0.22μF | ±20% | GRM033R60G224ME15# | |
| | | | ±20% | GRM033R60G474ME90# | D1 |
| 1.0μF | X5R | 1.0μF | ±20% | GRM032R60G105ME05# | Mo |
| | | | ±20% | GRM033R60G105MEA2# | |
| 1.5μF | X5R | 1.5μF | ±20% | GRM033R60G155ME14# | Mo |
| | | | ±20% | GRM033R60G225ME44# | Mo |
| 2.2μF | X5R | 2.2μF | ±20% | GRM033R60G225ME47# | Mo |
| | | | ±20% | GRM033R60G475ME05# | Mo |
| 4.7μF | X5R | 4.7μF | ±20% | GRM035R60G475ME15# | Mo |
| | | | | | |
| 0.22μF | B | 0.22μF | ±20% | GRM033B30G224ME15# | |
| | | | | | |
| 1.0μF | X7T | 1.0μF | ±20% | GRM033D70E105ME15# | |
| | | | | | |
| 0.22μF | X6S | 0.22μF | ±20% | GRM033C80E224ME15# | |
| | | | ±20% | GRM033C80E475ME05# | Mo |
| 2.2μF | X6T | 2.2μF | ±20% | GRM033D80E225ME47# | Mo |
| | | | | | |
| 4.7μF | X5R | 4.7μF | ±20% | GRM035R60E475ME01# | |
| | | | | | |

1.0×0.5mm

| Rated Voltage | TC Code | Cap. | Tol. | Part Number | |
|---------------|---------|-------|------|--------------------|--|
| 100Vdc | X7R | 220pF | ±10% | GRM155R72A221KA01# | |
| | | | ±20% | GRM155R72A221MA01# | |

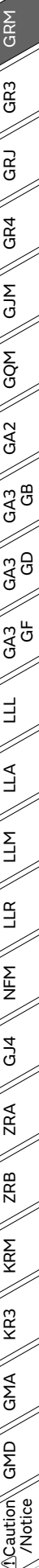
Part number # indicates the package specification code.

GRM Series High Dielectric Constant Type Part Number List

(→ 1.0×0.5mm)

| Rated Voltage | TC Code | Cap. | Tol. | Part Number | | Rated Voltage | TC Code | Cap. | Tol. | Part Number | | | |
|---------------|---------|--------------------|--------------------|--------------------|--------------------|--------------------|--------------------|--------------------|--------------------|--------------------|--------------------|--------------------|--|
| 100Vdc | X7R | 470pF | ±10% | GRM155R72A471KA01# | | 35Vdc | X5R | 1.0μF | ±20% | GRM155R72A471MA01# | | | |
| | | | ±20% | GRM155R72A471MA01# | | | | | 2.2μF | ±10% | GRM155R6YA225KE11# | Mo D1 | |
| | | 1000pF | ±10% | GRM155R72A102KA01# | | | | ±20% | | GRM155R6YA225ME11# | Mo D1 | | |
| | | | ±20% | GRM155R72A102MA01# | | | | 25Vdc | X7R | 22000pF | ±5% | GRM155R71E223JA61# | |
| | | 2200pF | ±10% | GRM155R72A222KA01# | | | ±10% | | | | GRM155R71E223KA61# | | |
| | | | ±20% | GRM155R72A222MA01# | | | ±20% | | | | GRM155R71E223MA61# | | |
| | | 4700pF | ±10% | GRM155R72A472KA01# | | | 47000pF | | | | ±5% | GRM155R71E473JA88# | |
| | | | ±20% | GRM155R72A472MA01# | | | | | | | ±10% | GRM155R71E473KA88# | |
| | X5R | 0.10μF | ±10% | GRM155R62A104KE14# | D1 | | ±20% | | | | GRM155R71E473MA88# | | |
| | | | ±20% | GRM155R62A104ME14# | D1 | | 0.10μF | ±10% | GRM155R71E104KE14# | | | | |
| | 50Vdc | X7R | 2200pF | ±5% | GRM155R71H222JA01# | | | | ±20% | GRM155R71E104ME14# | | | |
| | | | | ±10% | GRM155R71H222KA01# | | | X6S | 1.0μF | ±10% | GRM155C81E105KE11# | D1 | |
| | | | | ±20% | GRM155R71H222MA01# | | | | | ±20% | GRM155C81E105ME11# | D1 | |
| | | | 4700pF | ±5% | GRM155R71H472JA01# | | | 2.2μF | ±10% | GRM155C81E225KE11# | Mo D1 | | |
| ±10% | | | | GRM155R71H472KA01# | | ±20% | GRM155C81E225ME11# | | Mo D1 | | | | |
| ±20% | | | | GRM155R71H472MA01# | | X6T | 2.2μF | ±20% | GRM155D81E225ME11# | D1 | | | |
| 10000pF | | | ±5% | GRM155R71H103JA88# | | | | X5R | 1.0μF | ±10% | GRM155R61E105KA12# | D1 | |
| | | | ±10% | GRM155R71H103KA88# | | ±10% | GRM155R61E105KE11# | | | | | | |
| | | | ±20% | GRM155R71H103MA88# | | ±20% | GRM155R61E105MA12# | D1 | | | | | |
| 22000pF | | | ±5% | GRM155R71H223JA12# | | 2.2μF | ±10% | GRM155R61E225KE11# | | | | | |
| | | | ±10% | GRM155R71H223KA12# | | | ±20% | GRM155R61E225ME11# | | | | | |
| | | | ±20% | GRM155R71H223MA12# | | | ±20% | GRM155R61E225ME15# | D1 | | | | |
| 47000pF | | ±10% | GRM155R71H473KE14# | | B | 1.0μF | ±10% | GRM155B31E105KA12# | D1 | | | | |
| | | ±20% | GRM155R71H473ME14# | | | | ±20% | GRM155B31E105MA12# | D1 | | | | |
| | 0.10μF | ±10% | GRM155R71H104KE14# | | 16Vdc | X7R | 22000pF | ±5% | GRM155R71C223JA01# | | | | |
| ±20% | | GRM155R71H104ME14# | | ±10% | | | | GRM155R71C223KA01# | | | | | |
| X7S | 47000pF | ±5% | GRM155C71H473JE19# | | | | | ±20% | GRM155R71C223MA01# | | | | |
| | | ±10% | GRM155C71H473KE19# | | | | 47000pF | ±5% | GRM155R71C473JA01# | | | | |
| | | ±20% | GRM155C71H473ME19# | | | | | ±10% | GRM155R71C473KA01# | | | | |
| 0.10μF | ±5% | GRM155C71H104JE19# | | ±20% | | | | GRM155R71C473MA01# | | | | | |
| | ±10% | GRM155C71H104KE19# | | 0.22μF | | ±10% | GRM155R71C224KA12# | | | | | | |
| | ±20% | GRM155C71H104ME19# | | | | ±20% | GRM155R71C224MA12# | | | | | | |
| R | 2200pF | ±5% | GRM155R11H222JA01# | | | X7S | 1.0μF | ±10% | GRM155C71C105KE11# | | | | |
| | | ±10% | GRM155R11H222KA01# | | | ±20% | | GRM155C71C105ME11# | | | | | |
| | | ±20% | GRM155R11H222MA01# | | | X7T | | 2.2μF | ±20% | GRM155D71C225ME11# | D1 | | |
| | 4700pF | ±5% | GRM155R11H472JA01# | | | | R | | 22000pF | ±5% | GRM155R11C223JA01# | | |
| | | ±10% | GRM155R11H472KA01# | | | ±10% | | GRM155R11C223KA01# | | | | | |
| | | ±20% | GRM155R11H472MA01# | | | ±20% | | GRM155R11C223MA01# | | | | | |
| | 10000pF | ±5% | GRM155R11H103JA88# | | 47000pF | ±5% | | GRM155R11C473JA01# | | | | | |
| | | ±10% | GRM155R11H103KA88# | | | ±10% | | GRM155R11C473KA01# | | | | | |
| | | ±20% | GRM155R11H103MA88# | | | ±20% | | GRM155R11C473MA01# | | | | | |
| | X5R | 0.10μF | ±10% | GRM155R61H104KE14# | | X6S | 1.0μF | ±10% | GRM155C81C105KE11# | | | | |
| ±10% | | | GRM155R61H104KE19# | | ±10% | | | GRM155C81C105KE15# | D1 | | | | |
| ±20% | | | GRM155R61H104ME14# | | ±20% | | | GRM155C81C105ME11# | | | | | |
| ±20% | | | GRM155R61H104ME19# | | ±20% | | | GRM155C81C105ME15# | D1 | | | | |
| 0.47μF | ±10% | GRM155R61H474KE11# | D1 | 2.2μF | ±10% | GRM155C81C225KE11# | | | | | | | |
| | ±20% | GRM155R61H474ME11# | D1 | | ±20% | GRM155C81C225ME11# | | | | | | | |
| 1.0μF | ±10% | GRM155R61H105KE05# | Mo D1 | ±20% | GRM155C81C225ME15# | D1 | | | | | | | |
| | ±20% | GRM155R61H105ME05# | Mo D1 | X6T | 2.2μF | ±20% | GRM155D81C225ME11# | | | | | | |
| B | 0.10μF | ±10% | GRM155B31H104KE14# | | | | X5R | 1.0μF | ±10% | GRM155R61C105KA12# | | | |
| | | ±20% | GRM155B31H104ME14# | | ±20% | GRM155R61C105MA12# | | | | | | | |
| 35Vdc | X6S | 0.22μF | ±10% | GRM155C8YA224KE01# | D1 | 2.2μF | | ±10% | GRM155R61C225KE11# | | | | |
| | | | ±20% | GRM155C8YA224ME01# | D1 | | | ±10% | GRM155R61C225KE44# | D1 | | | |
| | X5R | 1.0μF | ±10% | GRM155R6YA105KE11# | D1 | ±20% | GRM155R61C225ME11# | | | | | | |

Part number # indicates the package specification code.

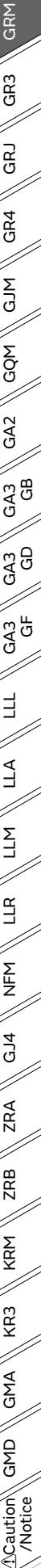


GRM Series High Dielectric Constant Type Part Number List

(→ 1.0×0.5mm)

| Rated Voltage | TC Code | Cap. | Tol. | Part Number | | Rated Voltage | TC Code | Cap. | Tol. | Part Number | | | | |
|---------------|--------------------|--------------------|--------------------|--------------------|--------------------|--------------------|--------------------|--------------------|--------------------|--------------------|--------------------|--------------------|--------------------|--------------------|
| 16Vdc | X5R | 2.2μF | ±20% | GRM155R61C225ME15# | | 6.3Vdc | X6S | 2.2μF | ±20% | GRM155C80J225ME95# | D1 | | | |
| | | | ±20% | GRM155R61C225ME44# | D1 | | | 4.7μF | ±20% | GRM155C80J475MEAA# | D1 | | | |
| | B | 1.0μF | ±10% | GRM155B31C105KA12# | | | X6T | 1.0μF | ±20% | GRM153D80J105ME95# | D1 | | | |
| | | | ±20% | GRM155B31C105MA12# | | | | 2.2μF | ±10% | GRM155D80J225KE95# | D1 | | | |
| 10Vdc | X7R | 47000pF | ±5% | GRM155R71A473JA01# | | | ±20% | GRM155D80J225ME95# | D1 | X5R | 1.0μF | ±20% | GRM152R60J105ME15# | D1 |
| | | | ±10% | GRM155R71A473KA01# | | | | | | | ±20% | GRM153R60J105ME15# | D1 | |
| | | | ±20% | GRM155R71A473MA01# | | | 2.2μF | ±10% | GRM155R60J225KE01# | | | | | |
| | | ±10% | GRM155R71A224KE01# | | ±20% | | GRM152R60J225ME05# | Mo D1 | | | | | | |
| | | ±20% | GRM155R71A224ME01# | | ±20% | | GRM153R60J225ME95# | D1 | | | | | | |
| | | ±20% | GRM155R71A474KE01# | | ±20% | | GRM155R60J225ME01# | | | | | | | |
| | X7S | 1.0μF | ±10% | GRM155C71A105KE11# | | | 4.7μF | ±20% | GRM153R60J475ME15# | Mo D1 | ±20% | GRM155R60J475ME47# | D1 | |
| | | | ±20% | GRM155C71A105ME11# | | | | ±20% | GRM155R60J475ME87# | D1 | | | | |
| | | 2.2μF | ±10% | GRM155C71A225KE11# | | 10μF | ±20% | GRM155R60J106ME05# | D1 | ±20% | GRM155R60J106ME15# | Mo D1 | | |
| | | | ±20% | GRM155C71A225ME11# | | | ±20% | GRM155R60J106ME47# | Mo D1 | | | | | |
| | X7T | 2.2μF | ±10% | GRM155D71A225KE11# | | 15μF | ±20% | GRM155R60J156ME05# | Mo D1 | ±20% | GRM158R60J226ME01# | Mo | | |
| | | | ±20% | GRM155D71A225ME11# | | | 22μF | ±20% | GRM153B30J105ME15# | | | | D1 | |
| | | | ±20% | GRM155D71A225ME15# | D1 | | | 4.7μF | ±20% | | | | GRM153B30J225ME95# | D1 |
| | R | 47000pF | ±5% | GRM155R11A473JA01# | | ±20% | GRM155B30J475ME87# | | D1 | B | 1.0μF | ±20% | GRM153B30J105ME15# | D1 |
| | | | ±10% | GRM155R11A473KA01# | | | | 2.2μF | | | ±20% | GRM153B30J225ME95# | D1 | |
| | | | ±20% | GRM155R11A473MA01# | | 4.7μF | ±20% | GRM155B30J475ME47# | D1 | | | | | |
| | X6S | 1.0μF | ±10% | GRM155C81A105KA12# | | | ±20% | GRM155B30J475ME87# | D1 | 4Vdc | X7R | 1.0μF | ±10% | GRM155R70G105KA12# |
| | | | ±20% | GRM155C81A105MA12# | | ±20% | | | | | | GRM155R70G105MA12# | | |
| | | 2.2μF | ±10% | GRM155C81A225KE11# | | X7S | 2.2μF | ±20% | GRM155C70G225ME11# | | | | | |
| | | | ±10% | GRM155C81A225KE44# | D1 | | X6S | 0.47μF | ±10% | | GRM155C80G474KE01# | | | |
| ±20% | | | GRM155C81A225ME11# | | ±20% | | | GRM155C80G474ME01# | | | | | | |
| ±20% | | | GRM155C81A225ME15# | | 1.0μF | | ±20% | GRM153C80G105ME15# | D1 | | | | | |
| ±20% | GRM155C81A225ME44# | D1 | 2.2μF | ±20% | GRM155C80G225ME15# | D1 | | | | | | | | |
| X5R | 1.0μF | ±20% | GRM153R61A105ME95# | D1 | 10μF | ±20% | GRM155C80G106ME44# | Mo D1 | X6T | 1.0μF | ±20% | GRM152D80G105ME15# | D1 | |
| | | ±20% | GRM155R61A225KE01# | D1 | | ±20% | GRM158R61A226ME15# | Mo D1 | | ±20% | GRM153D80G105ME95# | | | |
| | 2.2μF | ±10% | GRM155R61A225ME01# | D1 | 22μF | ±20% | GRM158C80G226ME01# | Mo D1 | 2.2μF | ±10% | GRM155D80G225KE95# | | | |
| | | ±20% | GRM155R61A475MEAA# | D1 | | 10μF | ±20% | GRM155R60G475ME47# | | | ±20% | GRM155D80G225ME95# | | |
| | 4.7μF | ±20% | GRM155R61A475MEAA# | D1 | ±20% | | GRM155R60G475ME87# | Mo D1 | X5R | 1.0μF | ±20% | GRM152R60G105ME15# | | |
| | | ±20% | GRM155R61A106ME11# | Mo D1 | | ±20% | | | | GRM153R60G105ME19# | | | | |
| 2.2μF | ±20% | GRM158R61A226ME15# | Mo D1 | ±20% | GRM155R60G475ME47# | Mo D1 | 2.2μF | ±20% | GRM153R60G225ME95# | | | | | |
| | ±20% | GRM158R61A226ME15# | Mo D1 | | | | | ±20% | GRM155R60G225ME15# | | | | | |
| B | 1.0μF | ±20% | GRM153B31A105ME95# | D1 | 4.7μF | ±20% | GRM153R60G475ME15# | Mo | 10μF | ±20% | GRM155R60G106ME01# | | | |
| | | ±20% | GRM155B31A225KE95# | D1 | | ±20% | GRM155R60G475ME47# | | | ±20% | GRM155R60G106ME15# | Mo | | |
| | ±20% | GRM155B31A225ME95# | D1 | ±20% | GRM155R60G475ME87# | Mo | B | 1.0μF | ±20% | GRM153B30G105ME19# | | | | |
| ±20% | GRM155B31A225ME95# | D1 | 2.2μF | | | | | ±20% | GRM153B30G225ME95# | | ±20% | GRM155B30G225ME15# | | |
| X7R | 1.0μF | ±10% | GRM155Z71A105KE01# | | ±20% | GRM155R60G475ME47# | Mo | 4.7μF | ±20% | GRM155B30G475ME47# | | | | |
| | | ±10% | GRM155Z71A225KE01# | | | | | | ±20% | GRM155B30G475ME87# | | | | |
| | 2.2μF | ±10% | GRM155Z71A225KE01# | | ±20% | GRM155R60G475ME87# | Mo | 10μF | ±20% | GRM155R60G106ME01# | | | | |
| | | ±10% | GRM155Z71A225KE44# | | | | | | ±20% | GRM155R60G106ME15# | Mo | | | |
| | ±20% | GRM155Z71A225ME43# | D1 | X7T | 2.2μF | ±20% | GRM155D70J225ME44# | D1 | 2.2μF | ±20% | GRM155B30G225ME15# | | | |
| | | | | | | ±20% | GRM155D70J225ME44# | D1 | | ±20% | GRM155B30G475ME47# | | | |
| 6.3Vdc | X7R | 22000pF | ±10% | GRM155R70J223KA01# | | ±20% | GRM155R60G475ME47# | Mo | 4.7μF | ±20% | GRM155B30G475ME87# | | | |
| | | 47000pF | ±10% | GRM155R70J473KA01# | | | | | | ±20% | GRM155R60G475ME87# | Mo | 10μF | ±20% |
| | | 1.0μF | ±10% | GRM155R70J105KA12# | D1 | ±20% | GRM155R60G475ME87# | Mo | B | | | | | 1.0μF |
| | ±20% | | GRM155R70J105MA12# | D1 | 2.2μF | | | | | ±20% | GRM153B30G225ME95# | | ±20% | GRM155B30G225ME15# |
| | X7S | 1.0μF | ±10% | GRM155C70J105KE11# | | ±20% | GRM155R60G475ME87# | Mo | X6S | 2.2μF | ±20% | GRM155C80E225ME15# | | |
| | | | ±20% | GRM155C70J105ME11# | | | | | | 10μF | ±20% | GRM155C80E106ME44# | Mo | |
| 2.2μF | | ±10% | GRM155C70J225KE11# | | ±20% | GRM155R60G475ME87# | Mo | 2.2μF | ±20% | GRM155C80E226ME11# | Mo D1 | | | |
| | ±20% | GRM155C70J225ME11# | | | | | | | | | | | | |

Part number # indicates the package specification code.



GRM Series High Dielectric Constant Type Part Number List

(→ 1.0×0.5mm)

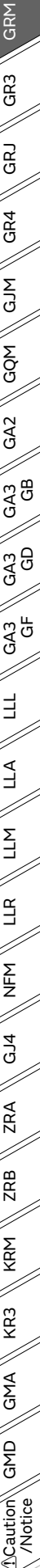
| Rated Voltage | TC Code | Cap. | Tol. | Part Number | |
|---------------|---------|-------|------|--------------------|-------|
| 2.5Vdc | X6T | 2.2μF | ±20% | GRM152D80E225ME01# | Mo D1 |
| | | 4.7μF | ±20% | GRM155D80E475ME47# | D1 |
| | X5R | 4.7μF | ±20% | GRM155R60E475ME76# | |
| | | 10μF | ±20% | GRM155R60E106ME16# | |
| | X5S | 10μF | ±20% | GRM155C60E106ME16# | |

1.6×0.8mm

| Rated Voltage | TC Code | Cap. | Tol. | Part Number | |
|---------------|---------|--------------------|--------------------|--------------------|--------------------|
| 100Vdc | X7R | 10000pF | ±10% | GRM188R72A103KA01# | |
| | | | ±20% | GRM188R72A103MA01# | |
| | | 22000pF | ±5% | GRM188R72A223JAC4# | |
| | | | ±10% | GRM188R72A223KAC4# | |
| | | | ±20% | GRM188R72A223MAC4# | |
| | | 0.10μF | ±10% | GRM188R72A104KA35# | |
| | | | ±20% | GRM188R72A104MA35# | |
| 50Vdc | X7R | 0.22μF | ±10% | GRM188R71H224KAC4# | |
| | | | ±20% | GRM188R71H224MAC4# | |
| | X5R | 2.2μF | ±10% | GRM188R61H225KE11# | |
| | | | ±20% | GRM188R61H225ME11# | |
| 35Vdc | X7R | 0.47μF | ±10% | GRM188R7YA474KE05# | |
| | | | ±20% | GRM188R7YA474ME05# | |
| | X6S | 2.2μF | ±10% | GRM188C8YA225KE11# | |
| | | | ±20% | GRM188C8YA225ME11# | |
| | X5R | 2.2μF | ±10% | GRM188R6YA225KA12# | D1 |
| | | | ±20% | GRM188R6YA225MA12# | D1 |
| | | | 4.7μF | ±10% | GRM188R6YA475KE15# |
| | 10μF | ±20% | GRM188R6YA475ME15# | | |
| | | | GRM188R6YA106MA73# | Mo D1 | |
| | B | 2.2μF | ±10% | GRM188B3YA225KA12# | D1 |
| ±20% | | | GRM188B3YA225MA12# | D1 | |
| 25Vdc | X7R | 0.22μF | ±5% | GRM188R71E224JA88# | |
| | | | ±10% | GRM188R71E224KA88# | |
| | | | ±20% | GRM188R71E224MA88# | |
| | | 0.47μF | ±10% | GRM188R71E474KA12# | |
| | | | ±20% | GRM188R71E474MA12# | |
| | X7S | 2.2μF | ±10% | GRM188C71E225KE11# | |
| | | | ±20% | GRM188C71E225ME11# | |
| | X6S | 2.2μF | ±10% | GRM188C81E225KE11# | |
| | | | ±20% | GRM188C81E225ME11# | |
| | | | 4.7μF | ±10% | GRM188C81E475KE11# |
| | ±20% | GRM188C81E475ME11# | D1 | | |
| | | X5R | 2.2μF | ±10% | GRM188R61E225KA12# |
| | ±20% | | | GRM188R61E225MA12# | |
| | 4.7μF | | | ±10% | GRM188R61E475KE11# |
| | ±20% | GRM188R61E475ME11# | | | |
| 10μF | | ±10% | GRM188R61E106KA73# | | |
| | ±20% | | GRM188R61E106MA73# | | |
| | B | | 2.2μF | ±10% | GRM188B31E225KA12# |
| ±20% | | GRM188B31E225MA12# | | | |
| X7R | 2.2μF | ±10% | GRM188Z71E225KE43# | | |
| | | ±20% | GRM188Z71E225ME43# | | |
| | | 16Vdc | X7R | 0.47μF | ±10% |

| Rated Voltage | TC Code | Cap. | Tol. | Part Number | | | |
|---------------|--------------------|--------------------|--------------------|--------------------|--------------------|--------------------|--|
| 16Vdc | X7R | 0.47μF | ±20% | GRM188R71C474MA88# | | | |
| | | | X7S | 2.2μF | ±10% | GRM188C71C225KE11# | |
| | ±20% | GRM188C71C225ME11# | | | | | |
| | 4.7μF | ±10% | GRM188C71C475KE21# | | | | |
| | | | ±20% | GRM188C71C475ME21# | | | |
| | | | X6S | 2.2μF | ±10% | GRM188C81C225KA12# | |
| | | | | | ±20% | GRM188C81C225MA12# | |
| | | | 4.7μF | ±10% | GRM188C81C475KE11# | | |
| | ±20% | GRM188C81C475ME11# | | | | | |
| | 10μF | ±20% | | | GRM188C81C106MA73# | | |
| | X5R | 4.7μF | ±10% | GRM185R61C475KE11# | | | |
| | | | ±10% | GRM188R61C475KE11# | | | |
| | | | ±20% | GRM185R61C475ME11# | | | |
| | | | ±20% | GRM188R61C475ME11# | | | |
| | | | 10μF | ±20% | GRM188R61C106MA73# | | |
| ±20% | GRM188R61C106MAAL# | | | | | | |
| | B | 4.7μF | ±10% | GRM188B31C475KAAJ# | D1 | | |
| ±20% | | | GRM188B31C475MAAJ# | D1 | | | |
| X7R | 2.2μF | ±10% | GRM188Z71C225KE43# | | | | |
| | | ±20% | GRM188Z71C225ME43# | | | | |
| | | 4.7μF | ±10% | GRM188Z71C475KE21# | | | |
| ±20% | GRM188Z71C475ME21# | | | | | | |
| 10Vdc | X7R | 2.2μF | ±10% | GRM188R71A225KE15# | | | |
| | | | ±20% | GRM188R71A225ME15# | | | |
| | X7S | 4.7μF | ±10% | GRM188C71A475KE11# | | | |
| | | | ±20% | GRM188C71A475ME11# | | | |
| | X7T | 4.7μF | ±10% | GRM188D71A475KE11# | | | |
| | | | ±20% | GRM188D71A475ME11# | | | |
| | | | 10μF | ±10% | GRM188D71A106KA73# | | |
| | ±20% | GRM188D71A106MA73# | | | | | |
| | X6S | 4.7μF | ±10% | GRM185C81A475KE11# | D1 | | |
| | | | ±20% | GRM185C81A475ME11# | D1 | | |
| | | | 10μF | ±10% | GRM188C81A106KA73# | | |
| | | | ±20% | GRM188C81A106MA73# | | | |
| | | | X5R | 10μF | ±20% | GRM188R61A106MAAL# | |
| | ±20% | GRM188R61A106ME69# | | | D1 | | |
| | ±20% | GRM187R61A226ME15# | | | Mo D1 | | |
| ±20% | GRM188R61A226ME15# | D1 | | | | | |
| | B | 10μF | ±10% | GRM188B31A106KE69# | D1 | | |
| ±20% | | | GRM188B31A106ME69# | D1 | | | |
| X7R | 4.7μF | ±10% | GRM188Z71A475KE15# | | | | |
| | | ±20% | GRM188Z71A475ME15# | | | | |
| | | 10μF | ±10% | GRM188Z71A106KA73# | | | |
| ±20% | GRM188Z71A106MA73# | | | | | | |
| 6.3Vdc | X7R | 2.2μF | ±10% | GRM188R70J225KE15# | | | |
| | | | X7S | 2.2μF | ±10% | GRM188C70J225KE20# | |
| | ±20% | GRM188C70J225ME20# | | | | | |
| | X7T | 4.7μF | ±20% | GRM185D70J475ME11# | D1 | | |
| | | | 10μF | ±20% | GRM188D70J106MA73# | | |
| | X6S | 4.7μF | ±20% | GRM185C80J475ME11# | | | |
| | | | 10μF | ±20% | GRM188C80J106MA73# | | |
| | | | ±20% | GRM188C80J106MEA6# | Mo D1 | | |
| | ±20% | GRM188C80J226ME15# | D1 | | | | |
| | X5R | 10μF | ±10% | GRM188R60J106KE47# | | | |

Part number # indicates the package specification code.



GRM Series High Dielectric Constant Type Part Number List

(→ 1.6×0.8mm)

| Rated Voltage | TC Code | Cap. | Tol. | Part Number | |
|---------------|---------|------|--------------------|--------------------|--------------------|
| 6.3Vdc | X5R | 10μF | ±20% | GRM185R60J106ME15# | D1 |
| | | | ±20% | GRM188R60J106ME47# | |
| | | 22μF | ±20% | GRM186R60J226ME15# | Mo D1 |
| | | | ±20% | GRM187R60J226ME15# | Mo |
| | | | ±20% | GRM188R60J226ME15# | |
| | | | ±20% | GRM188R60J226MEA0# | D1 |
| | 47μF | ±20% | GRM188R60J476ME15# | Mo D1 | |
| | | B | 10μF | ±20% | GRM188B30J106ME47# |
| | 22μF | | ±20% | GRM188B30J226MEA0# | D1 |
| | 4Vdc | X7S | 2.2μF | ±10% | GRM188C70G225KE20# |
| ±20% | | | | GRM188C70G225ME20# | |
| X6S | | 10μF | ±20% | GRM188C80G106ME47# | D1 |
| | | | ±20% | GRM188C80G106ME69# | |
| | | 22μF | ±20% | GRM188C80G226ME15# | |
| | | | ±20% | GRM188C80G476ME01# | Mo D1 |
| X5R | | 10μF | ±20% | GRM185R60G106ME15# | |
| | | | ±20% | GRM188R60G106ME47# | |
| | | 22μF | ±20% | GRM186R60G226ME15# | Mo |
| | | | ±20% | GRM188R60G226MEA0# | |
| 47μF | | ±20% | GRM188R60G476ME15# | Mo | |
| | | B | 10μF | ±20% | GRM188B30G106ME46# |
| 22μF | | | ±20% | GRM188B30G226MEA0# | |
| 2.5Vdc | | X6S | 10μF | ±10% | GRM188C80E106KE47# |
| | ±20% | | | GRM188C80E106ME47# | |
| | 47μF | | ±20% | GRM188C80E476ME05# | |
| | X5R | 47μF | ±20% | GRM188R60E476ME15# | Mo |

1.8×1.0mm

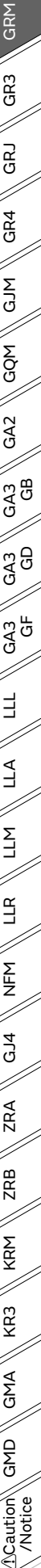
| Rated Voltage | TC Code | Cap. | Tol. | Part Number | |
|---------------|---------|------|------|--------------------|--------------|
| 16Vdc | X5R | 20μF | ±20% | GRMJN7R61C206ME05# | Mo D1 |
| | | 22μF | ±20% | GRMJN7R61C226ME05# | Mo D1 |
| 6.3Vdc | X5R | 43μF | ±20% | GRMJN7R60J436ME05# | Mo D1 |

2.0×1.25mm

| Rated Voltage | TC Code | Cap. | Tol. | Part Number | | |
|---------------|---------|--------------------|--------|--------------------|--------------------|--|
| 100Vdc | X7R | 47000pF | ±5% | GRM21BR72A473JA01# | | |
| | | | ±10% | GRM21BR72A473KA01# | | |
| | | | ±20% | GRM21BR72A473MA01# | | |
| | | 0.22μF | ±10% | GRM21AR72A224KAC5# | | |
| | | | ±20% | GRM21AR72A224MAC5# | | |
| | | | 0.47μF | ±10% | GRM21BR72A474KA73# | |
| | ±20% | GRM21BR72A474MA73# | | | | |
| | X7S | 1.0μF | ±10% | GRM21BC72A105KE01# | | |
| | 50Vdc | X7R | 0.47μF | ±10% | GRM21BR71H474KA88# | |
| | | | | ±20% | GRM21BR71H474MA88# | |
| X7S | | 4.7μF | ±10% | GRM21BC71H475KE11# | | |
| | | | ±20% | GRM21BC71H475ME11# | | |
| X6S | | 4.7μF | ±10% | GRM21BC81H475KE11# | | |
| | | | ±20% | GRM21BC81H475ME11# | | |
| X5R | | 4.7μF | ±10% | GRM21BR61H475KE51# | | |

| Rated Voltage | TC Code | Cap. | Tol. | Part Number | | |
|---------------|--------------------|--------------------|--------------------|--------------------|--------------------|--------------------|
| 50Vdc | X5R | 4.7μF | ±20% | GRM21BR61H475ME51# | | |
| | | | ±10% | GRM21BR61H106KE43# | Mo D1 | |
| | | 10μF | ±10% | GRM21BR61H106ME43# | Mo D1 | |
| | | | ±20% | GRM21BR61H106ME43# | Mo D1 | |
| | | B | 4.7μF | ±10% | GRM21BB31H475KE51# | |
| | | | | ±20% | GRM21BB31H475ME51# | |
| | X7R | 4.7μF | ±10% | GRM21BZ71H475KE15# | | |
| | | | ±20% | GRM21BZ71H475ME15# | | |
| | 35Vdc | X7R | 1.0μF | ±10% | GRM219R7YA105KA12# | D1 |
| | | | | ±20% | GRM219R7YA105MA12# | D1 |
| X7S | | 4.7μF | ±10% | GRM21BC7YA475KE11# | | |
| | | | ±20% | GRM21BC7YA475ME11# | | |
| | | X6S | 4.7μF | ±10% | GRM219C8YA475KE21# | D1 |
| | | | | ±10% | GRM21BC8YA475KE51# | |
| ±20% | | GRM219C8YA475ME21# | D1 | | | |
| | | ±20% | GRM21BC8YA475ME51# | | | |
| 10μF | | ±10% | GRM21BC8YA106KE11# | D1 | | |
| | | ±20% | GRM21BC8YA106ME11# | D1 | | |
| | | X5R | 4.7μF | ±10% | GRM219R6YA475KA73# | D1 |
| | | | | ±20% | GRM219R6YA475MA73# | D1 |
| 10μF | | ±10% | GRM21BR6YA106KE43# | D1 | | |
| | | ±20% | GRM21BR6YA106ME43# | D1 | | |
| X7R | 4.7μF | ±10% | GRM21BZ7YA475KE15# | | | |
| | | ±20% | GRM21BZ7YA475ME15# | | | |
| | 25Vdc | X7R | 2.2μF | ±10% | GRM21BR71E225KE11# | |
| | | | | ±20% | GRM21BR71E225ME11# | |
| | | X7S | 2.2μF | ±10% | GRM21BC71E225KE11# | |
| | | | | ±20% | GRM21BC71E225ME11# | |
| | | | 4.7μF | ±10% | GRM219C71E475KE21# | D1 |
| | | | | ±10% | GRM21BC71E475KE11# | |
| ±20% | GRM219C71E475ME21# | D1 | | | | |
| | ±20% | GRM21BC71E475ME11# | | | | |
| X6S | 4.7μF | ±10% | GRM219C81E475KE21# | D1 | | |
| | | ±20% | GRM219C81E475ME21# | D1 | | |
| | 10μF | ±10% | GRM21BC81E106KE51# | D1 | | |
| | | ±20% | GRM21BC81E106ME51# | D1 | | |
| | X5R | 4.7μF | ±10% | GRM219R61E475KA73# | | |
| | | | ±20% | GRM219R61E475MA73# | | |
| 10μF | | ±10% | GRM21BR61E106KA73# | | | |
| | | ±20% | GRM21BR61E106MA73# | | | |
| 22μF | ±20% | GRM21BR61E226ME44# | | | | |
| | B | 10μF | ±10% | GRM21BB31E106KA73# | | |
| ±20% | | | GRM21BB31E106MA73# | | | |
| X7R | 4.7μF | ±10% | GRM21BZ71E475KE15# | | | |
| | | ±20% | GRM21BZ71E475ME15# | | | |
| | 10μF | ±10% | GRM21BZ71E106KE15# | D1 | | |
| | | 16Vdc | X7R | 4.7μF | ±10% | GRM21BR71C475KE51# |
| ±20% | GRM21BR71C475ME51# | | | | | |
| X7S | 4.7μF | ±10% | GRM219C71C475KE21# | | | |
| | | ±20% | GRM219C71C475ME21# | | | |
| | 10μF | ±10% | GRM21BC71C106KE11# | | | |
| | | ±20% | GRM21BC71C106ME11# | | | |
| X6S | 4.7μF | ±10% | GRM219C81C475KA73# | | | |

Part number # indicates the package specification code.



GRM Series High Dielectric Constant Type Part Number List

(→ 2.0×1.25mm)

| Rated Voltage | TC Code | Cap. | Tol. | Part Number | | |
|---------------|---------|-------|--------------------|--------------------|--------------------|-----------|
| 16Vdc | X6S | 4.7μF | ±20% | GRM219C81C475MA73# | | |
| | | 10μF | ±10% | GRM21BC81C106KA73# | | |
| | | | ±10% | GRM21BC81C106KE15# | D1 | |
| | | | ±20% | GRM21BC81C106MA73# | | |
| | | | ±20% | GRM21BC81C106ME15# | D1 | |
| | | 22μF | ±20% | GRM21BC81C226ME44# | D1 | |
| | X5R | 10μF | ±10% | GRM21BR61C106KE15# | | |
| | | | ±20% | GRM21BR61C106ME15# | | |
| | | 22μF | ±20% | GRM219R61C226ME15# | D1 | |
| | | | ±20% | GRM21BR61C226ME44# | | |
| | | | | | | |
| | B | 10μF | ±10% | GRM21BB31C106KE15# | | |
| | | | ±20% | GRM21BB31C106ME15# | | |
| | X7R | 10μF | ±10% | GRM21BZ71C106KE15# | | |
| | | | ±20% | GRM21BZ71C106ME15# | | |
| | 10Vdc | X7R | 4.7μF | ±10% | GRM21BR71A475KE51# | |
| | | | | ±20% | GRM21BR71A475ME51# | |
| | | | 10μF | ±10% | GRM21BR71A106KA73# | D1 |
| ±20% | | | | GRM21BR71A106MA73# | D1 | |
| X7T | | 22μF | ±20% | GRM21BD71A226ME44# | D1 | |
| X6S | | 10μF | ±10% | GRM21BC81A106KE18# | | |
| | | | ±20% | GRM21BC81A106ME18# | | |
| | | | 22μF | ±20% | GRM21BC81A226ME44# | |
| X5R | | 22μF | ±20% | GRM21BR61A226ME44# | | |
| | | | ±20% | GRM21BR61A226ME51# | D1 | |
| | | | 47μF | ±20% | GRM21BR61A476ME15# | D1 |
| X7R | | 22μF | ±20% | GRM21BZ71A226ME15# | D1 | |
| 6.3Vdc | X7R | 10μF | ±10% | GRM21BR70J106KA73# | | |
| | | | ±20% | GRM21BR70J106MA73# | | |
| | X7T | 22μF | ±20% | GRM21BD70J226ME44# | | |
| | X5R | 22μF | ±20% | GRM21BR60J226ME39# | | |
| | | | ±20% | GRM219R60J476ME44# | Mo D1 | |
| | | | ±20% | GRM21BR60J476ME01# | D1 | |
| | | ±20% | GRM21BR60J476ME11# | | | |
| | | 100μF | ±20% | GRM21BR60J107ME15# | D1 | |
| B | 47μF | ±20% | GRM21BB30J476ME15# | D1 | | |
| X7R | 22μF | ±20% | GRM21BZ70J226ME44# | | | |
| 4Vdc | X7U | 22μF | ±20% | GRM21BE70G226ME51# | | |
| | | | | | | |
| | X6S | 47μF | ±20% | GRM21BC80G476ME15# | D1 | |
| | | | ±20% | GRM21BC80G107ME15# | D1 | |
| | X6T | 47μF | ±20% | GRM21BD80G476ME01# | D1 | |
| | X5R | 47μF | ±20% | GRM219R60G476ME44# | D1 | |
| ±20% | | | GRM21BR60G476ME01# | | | |
| | | 100μF | ±20% | GRM21BR60G107ME11# | | |
| B | 47μF | ±20% | GRM21BB30G476ME15# | | | |
| 2.5Vdc | X6S | 100μF | ±20% | GRM21BC80E107ME15# | | |
| | | | | | | |
| | X6T | 47μF | ±20% | GRM219D80E476ME44# | | |
| X5R | 100μF | ±20% | GRM21BR60E107ME15# | | | |

3.2×1.6mm

| Rated Voltage | TC Code | Cap. | Tol. | Part Number | |
|---------------|---------|-------|------|--------------------|--|
| 100Vdc | X7S | 4.7μF | ±10% | GRM31CC72A475KE11# | |
| | | | ±20% | GRM31CC72A475ME11# | |

| Rated Voltage | TC Code | Cap. | Tol. | Part Number | | |
|---------------|---------|-------|--------------------|--------------------|--------------------|--|
| 100Vdc | X7R | 4.7μF | ±10% | GRM31CZ72A475KE11# | | |
| | | | ±20% | GRM31CZ72A475ME11# | | |
| 50Vdc | X7R | 4.7μF | ±10% | GRM31CR71H475KA12# | | |
| | | | ±20% | GRM31CR71H475MA12# | | |
| | X7T | 10μF | ±10% | GRM31CD71H106KE11# | | |
| | | | ±20% | GRM31CD71H106ME11# | | |
| | X5R | 4.7μF | ±10% | GRM319R61H475KA12# | | |
| | | | ±20% | GRM319R61H475MA12# | | |
| B | 4.7μF | ±10% | GRM319B31H475KA12# | | | |
| | | ±20% | GRM319B31H475MA12# | | | |
| 35Vdc | X7T | 10μF | ±10% | GRM31CD7YA106KE11# | | |
| 25Vdc | X7R | 10μF | ±10% | GRM31CR71E106KA12# | | |
| | | | ±20% | GRM31CR71E106MA12# | | |
| 16Vdc | X7S | 22μF | ±20% | GRM31CC71E226ME15# | | |
| | | | | | | |
| | X6S | 10μF | ±10% | GRM31CC81E106KA12# | | |
| | | | ±20% | GRM31CC81E106MA12# | | |
| | | | 22μF | ±10% | GRM31CC81E226KE11# | |
| | | | ±20% | GRM31CC81E226ME11# | | |
| X7S | 22μF | ±20% | GRM31CC71C226ME11# | | | |
| 10Vdc | X7R | 22μF | ±10% | GRM31CR71A226KE15# | | |
| | | | ±20% | GRM31CR71A226ME15# | | |
| | X6S | 47μF | ±20% | GRM31CC81A476ME44# | | |
| | | | | | | |
| X5R | 47μF | ±10% | GRM31CR61A476KE15# | | | |
| | | ±20% | GRM31CR61A476ME15# | | | |
| | | 100μF | ±20% | GRM31CR61A107MEA8# | D1 | |
| 6.3Vdc | X7R | 22μF | ±10% | GRM31CR70J226KE19# | | |
| | | | ±20% | GRM31CR70J226ME19# | | |
| | X7S | 22μF | ±10% | GRM31CC70J226KE15# | D1 | |
| | X7U | 47μF | ±20% | GRM31CE70J476ME15# | D1 | |
| | X6T | 100μF | ±20% | GRM31CD80J107MEA8# | D1 | |
| | | | | | | |
| 4Vdc | X7S | 22μF | ±10% | GRM31CC70G226KE01# | | |
| | | | ±20% | GRM31CC70G226ME01# | | |
| | X7U | 47μF | ±20% | GRM31CE70G476ME15# | | |
| | | | ±20% | GRM31CE70G107MEA8# | D1 | |
| X6S | 220μF | ±20% | GRM31CC80G227ME11# | Mo D1 | | |
| | | | | | | |
| 2.5Vdc | X6T | 47μF | ±20% | GRM31CD80G476ME19# | | |
| | | | ±20% | GRM31CD80G107MEA8# | | |
| | X5R | 100μF | ±20% | GRM31CR60G107MEA8# | | |
| | | | ±20% | GRM31CR60G227ME11# | | |
| X6S | 220μF | ±20% | GRM31CC80E227ME11# | | | |
| | | | | | | |
| X5R | 220μF | ±20% | GRM31CR60E227ME11# | | | |

- GRM
- GR3
- GRJ
- GR4
- GJM
- GQM
- GQZ
- GA2
- GA3 GB
- GA3 GD
- GA3 GF
- LLL
- LLA
- LLM
- LLR
- NFM
- GJ4
- ZRA
- ZRB
- KRM
- KR3
- GMA
- GMD
- ⚠Caution /Notice

Part number # indicates the package specification code.

GRM Series High Dielectric Constant Type Part Number List

3.2×2.5mm

| Rated Voltage | TC Code | Cap. | Tol. | Part Number | |
|---------------|---------|-------|------|--------------------|-----------|
| 100Vdc | X7S | 10μF | ±10% | GRM32EC72A106KE05# | |
| | | | ±20% | GRM32EC72A106ME05# | |
| 25Vdc | X7R | 22μF | ±10% | GRM32ER71E226KE15# | |
| | | | ±20% | GRM32ER71E226ME15# | |
| | X6S | 22μF | ±10% | GRM32EC81E226KE15# | |
| | | | ±20% | GRM32EC81E226ME15# | |
| 16Vdc | X7R | 22μF | ±10% | GRM32ER71C226KEA8# | |
| | | | ±20% | GRM32ER71C226MEA8# | |
| | X6S | 47μF | ±10% | GRM32EC81C476KE15# | D1 |
| | | | ±20% | GRM32EC81C476ME15# | D1 |
| 10Vdc | X7R | 47μF | ±10% | GRM32ER71A476KE15# | |
| | | | ±20% | GRM32ER71A476ME15# | |
| | X7T | 47μF | ±10% | GRM32ED71A476KE15# | D1 |
| | | | ±20% | GRM32ED71A476ME15# | D1 |
| | X6S | 47μF | ±10% | GRM32EC81A476KE19# | |
| | | | ±20% | GRM32EC81A476ME19# | |
| | X5R | 100μF | ±20% | GRM32ER61A107ME20# | D1 |
| | | | | | |
| 6.3Vdc | X7R | 47μF | ±10% | GRM32ER70J476KE20# | |
| | | | ±20% | GRM32ER70J476ME20# | |
| | X7S | 100μF | ±20% | GRM32EC70J107ME15# | D1 |
| | X7U | 100μF | ±20% | GRM32EE70J107ME15# | D1 |
| | X5R | 220μF | ±20% | GRM32ER60J227ME05# | |
| 4Vdc | X7S | 100μF | ±20% | GRM32EC70G107ME15# | |
| | | | ±20% | GRM32EE70G107ME19# | |
| | X6S | 220μF | ±20% | GRM32EC80G227ME05# | |
| | | | ±20% | GRM32ER60G227ME05# | |
| | X5R | 330μF | ±20% | GRM32ER60G337ME05# | |
| 2.5Vdc | X6S | 220μF | ±20% | GRM32EC80E227ME05# | |
| | | | ±20% | GRM32EC80E337ME05# | |
| | X5R | 330μF | ±20% | GRM32ER60E337ME05# | |

4.5×3.2mm

| Rated Voltage | TC Code | Cap. | Tol. | Part Number | |
|---------------|---------|---------|------|--------------------|-----------|
| 1250Vdc | X7R | 33000pF | ±10% | GRM43DR7LX333KW01# | D6 |
| | | | ±10% | GRM43DR7LX473KW01# | D6 |
| 1000Vdc | X7R | 33000pF | ±10% | GRM43DR73A333KW01# | |
| | | | ±10% | GRM43DR73A473KW01# | |
| | | 68000pF | ±10% | GRM43QR7LW683KW01# | D6 |
| | | | ±10% | GRM43DR7LW104KW01# | D6 |
| 630Vdc | X7R | 68000pF | ±10% | GRM43QR72J683KW01# | |
| | | | ±10% | GRM43DR72J104KW01# | |
| 500Vdc | X7R | 0.15μF | ±10% | GRM43QR72H154KW10# | |
| | | | ±10% | GRM43DR72H224KW10# | |
| 250Vdc | X7R | 0.15μF | ±10% | GRM43QR72E154KW01# | |
| | | | ±10% | GRM43DR72E224KW01# | |
| | | 0.33μF | ±10% | GRM43DR72E334KW01# | |
| | | | ±10% | GRM43DR72E474KW01# | |

5.7×5.0mm

| Rated Voltage | TC Code | Cap. | Tol. | Part Number | |
|---------------|---------|---------|------|--------------------|-----------|
| 1250Vdc | X7R | 68000pF | ±10% | GRM55DR7LX683KW01# | D6 |
| | | | ±10% | GRM55DR7LX104KW01# | D6 |
| 1000Vdc | X7R | 68000pF | ±10% | GRM55DR73A683KW01# | |
| | | | ±10% | GRM55DR73A104KW01# | |
| | | 0.15μF | ±10% | GRM55DR7LW154KW01# | D6 |
| | | | ±10% | GRM55DR7LW224KW01# | D6 |
| 630Vdc | X7R | 0.15μF | ±10% | GRM55DR72J154KW01# | |
| | | | ±10% | GRM55DR72J224KW01# | |
| 500Vdc | X7R | 0.33μF | ±10% | GRM55DR72H334KW10# | |
| | | | ±10% | GRM55DR72H474KW10# | |
| | | | | | |
| 250Vdc | X7R | 0.33μF | ±10% | GRM55DR72E334KW01# | |
| | | | ±10% | GRM55DR72E474KW01# | |
| | | 0.68μF | ±10% | GRM55DR72E684KW01# | |
| | | | ±10% | GRM55DR72E105KW01# | |
| 200Vdc | X7R | 0.33μF | ±10% | GRM55DR72D334KW01# | |
| | | | ±10% | GRM55DR72D474KW01# | |
| | | 0.68μF | ±10% | GRM55DR72D684KW01# | |
| | | | ±10% | GRM55DR72D105KW01# | |

GRM
 GR3
 GRJ
 GR4
 GJM
 GQM
 GA2
 GA3 GB
 GA3 GD
 GA3 GF
 LLL
 LLA
 LLM
 LLR
 NFM
 GJ4
 ZRA
 ZRB
 KPM
 KR3
 GMA
 GMD
 ⚠Caution /Notice

High Effective Capacitance & High Ripple Current Chip Multilayer Ceramic Capacitors for General Purpose

GR3 Series

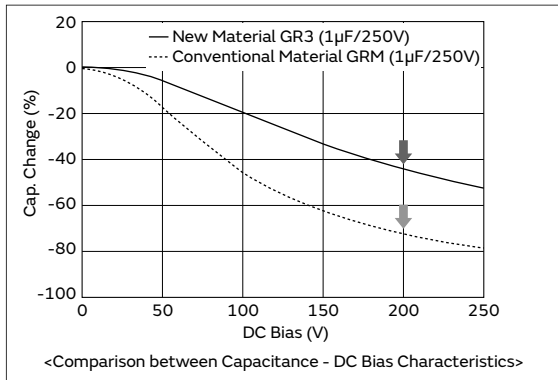


This is a general purpose high ripple resistance product excellent in DC bias characteristics.

Features

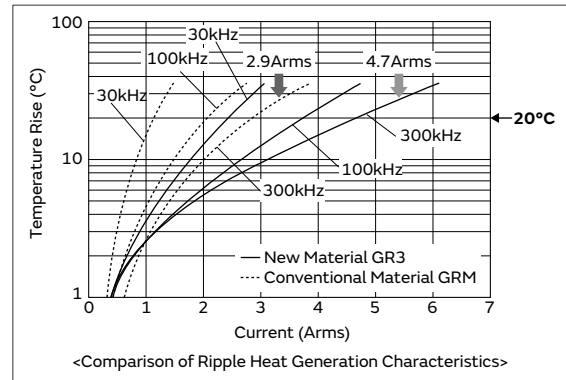
- ① When a DC bias is applied, a capacitance higher than conventional products (X7R characteristics) can be acquired.

About twice the capacitance can be secured when DC200V is applied.



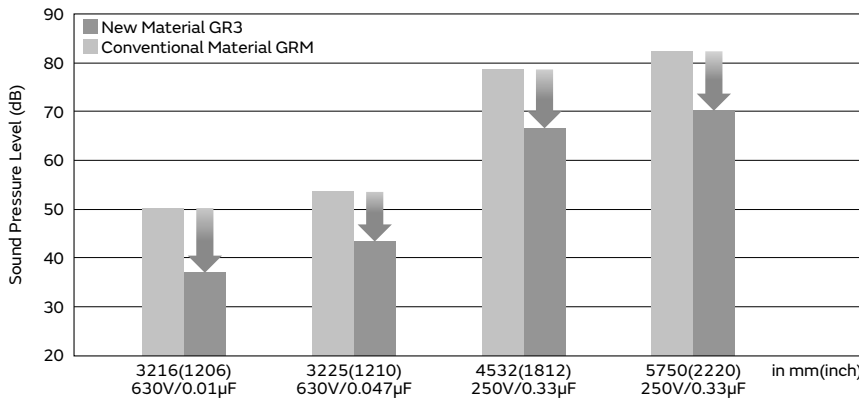
- ② Improved ripple resistance performance compared to conventional products (X7R characteristics).

In the case of a product with a capacitance of 1μF, when the exothermic temperature reaches 20°C at frequency f=300kHz, the amount of resistance of a product with conventional material is 2.9Arms; however, the new material is 4.7Arms.



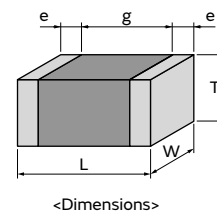
- ③ This product has a noise reduction effect.

Since dielectric materials which enable a reduction of noise are used, this product is more effective for reducing noise compared to the general purpose GRM series.



Specifications

| | |
|-------------------|------------------------------------------------------------------------------------------------------|
| Size (mm) | 2.0×1.25mm to 5.7×5.0mm |
| Rated Voltage | 250Vdc to 630Vdc |
| Capacitance | 10000pF to 1.0μF |
| Main Applications | For PFC (Power Factor Correction) Circuits of Power Supplies, EMI Suppression and Smoothing Circuits |



This catalog contains only a portion of the product lineup. Please refer to the capacitor search tool on the Murata Web site for details.

GR3 Series High Dielectric Constant Type Part Number List

2.0×1.25mm

| Rated Voltage | TC Code | Cap. | Tol. | Part Number |
|---------------|---------|---------|------|--------------------|
| 250Vdc | X7T | 10000pF | ±10% | GR321AD72E103KW01# |
| | | 15000pF | ±10% | GR321AD72E153KW01# |
| | | 22000pF | ±10% | GR321BD72E223KW03# |

| Rated Voltage | TC Code | Cap. | Tol. | Part Number |
|---------------|---------|-------|------|--------------------|
| 250Vdc | X7T | 1.0μF | ±10% | GR355XD72E105KW05# |

3.2×1.6mm

| Rated Voltage | TC Code | Cap. | Tol. | Part Number |
|---------------|---------|---------|------|--------------------|
| 630Vdc | X7T | 10000pF | ±10% | GR331BD72J103KW01# |
| | | 15000pF | ±10% | GR331CD72J153KW03# |
| 450Vdc | X7T | 10000pF | ±10% | GR331AD72W103KW01# |
| | | 15000pF | ±10% | GR331AD72W153KW01# |
| | | 22000pF | ±10% | GR331BD72W223KW01# |
| | | 33000pF | ±10% | GR331BD72W333KW01# |
| | | 47000pF | ±10% | GR331CD72W473KW03# |
| 250Vdc | X7T | 33000pF | ±10% | GR331AD72E333KW01# |
| | | 47000pF | ±10% | GR331BD72E473KW01# |
| | | 68000pF | ±10% | GR331CD72E683KW03# |

3.2×2.5mm

| Rated Voltage | TC Code | Cap. | Tol. | Part Number |
|---------------|---------|---------|------|--------------------|
| 630Vdc | X7T | 22000pF | ±10% | GR332QD72J223KW01# |
| | | 33000pF | ±10% | GR332DD72J333KW01# |
| | | 47000pF | ±10% | GR332DD72J473KW01# |
| 450Vdc | X7T | 68000pF | ±10% | GR332DD72W683KW01# |
| | | 0.10μF | ±10% | GR332DD72W104KW01# |
| 250Vdc | X7T | 0.10μF | ±10% | GR332QD72E104KW01# |
| | | 0.15μF | ±10% | GR332DD72E154KW01# |

4.5×3.2mm

| Rated Voltage | TC Code | Cap. | Tol. | Part Number |
|---------------|---------|---------|------|--------------------|
| 630Vdc | X7T | 68000pF | ±10% | GR343DD72J683KW01# |
| 450Vdc | X7T | 0.15μF | ±10% | GR343DD72W154KW01# |
| 250Vdc | X7T | 0.22μF | ±10% | GR343QD72E224KW01# |
| | | 0.33μF | ±10% | GR343DD72E334KW01# |

5.7×5.0mm

| Rated Voltage | TC Code | Cap. | Tol. | Part Number |
|---------------|---------|--------|------|--------------------|
| 630Vdc | X7T | 0.10μF | ±10% | GR355DD72J104KW01# |
| | | 0.15μF | ±10% | GR355DD72J154KW01# |
| | | 0.22μF | ±10% | GR355XD72J224KW05# |
| 450Vdc | X7T | 0.22μF | ±10% | GR355DD72W224KW01# |
| | | 0.33μF | ±10% | GR355DD72W334KW01# |
| | | 0.47μF | ±10% | GR355DD72W474KW01# |
| 250Vdc | X7T | 0.47μF | ±10% | GR355DD72E474KW01# |
| | | 0.68μF | ±10% | GR355DD72E684KW01# |

Part number # indicates the package specification code.

Chip Multilayer Ceramic Capacitors with Soft Termination for General Purpose

GRJ Series

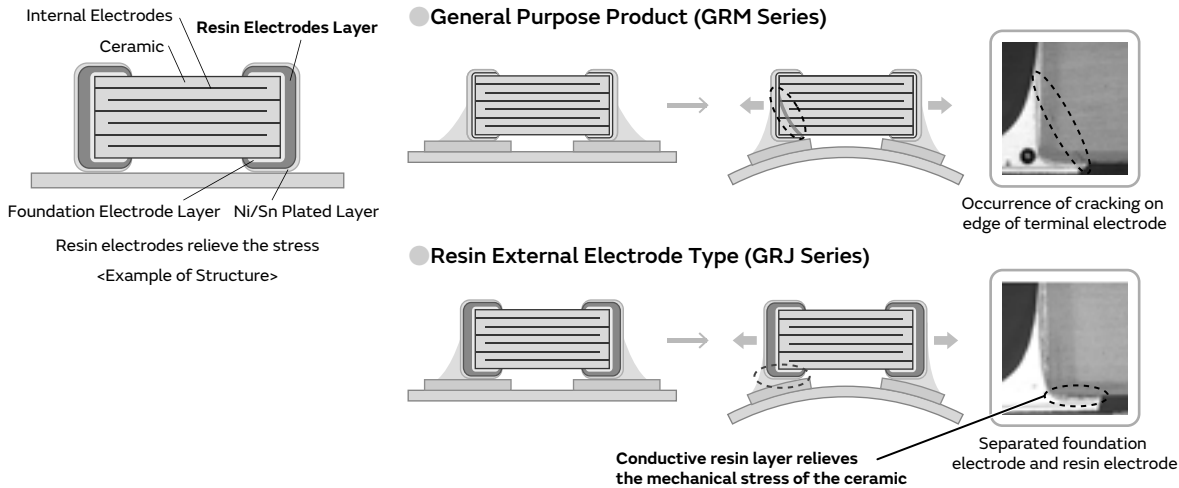


Cracking caused by flexing stress after board mounting is minimized due to resin external electrodes!

Features

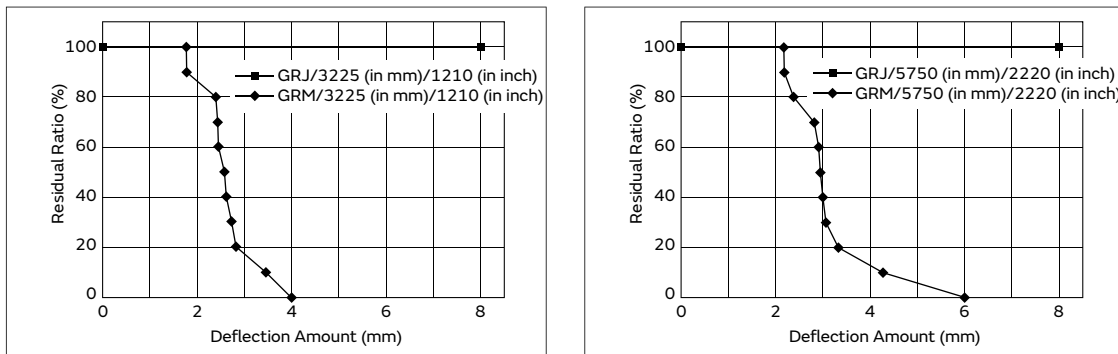
① The resin external electrodes suppress cracks by board deflection.

Cracking of the ceramic element is suppressed by the resin of the external electrodes, which releases the stress.



Note: Cracks may occur in the capacitor body if excessive stress beyond the "guaranteed range of board bending strength (*)" provided in the specifications is applied. Capacitors with cracks in them may cause a drop in insulation resistance, which could lead to a short circuit.
 (*) For details on the guaranteed range of board bending strength, check the "Detailed Specification Sheet" on the Product Details Page.

② Suppresses the occurrence of cracking caused by deflection stress at the time of board mounting, etc.

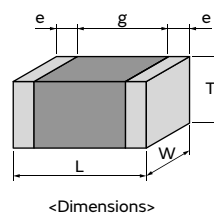


Due to the specification of the measuring instrument, measurements can be performed up to 8mm.

③ Ideal for consumer and industrial electronic equipment, etc. where there heat stress, vibration and impact are applied.

Specifications

| | |
|-------------------|--------------------------------------------|
| Size (mm) | 0.6×0.3mm to 5.7×5.0mm |
| Rated Voltage | 6.3Vdc to 1000Vdc |
| Capacitance | 33000pF to 47μF |
| Main Applications | Consumer & Industrial Electronic Equipment |



This catalog contains only a portion of the product lineup.
 Please refer to the capacitor search tool on the Murata Web site for details.

GRJ Series High Dielectric Constant Type Part Number List

0.6×0.3mm

| Rated Voltage | TC Code | Cap. | Tol. | Part Number | |
|---------------|---------|-------|------|--------------------|--------------|
| 10Vdc | X5R | 1.0μF | ±20% | GRJ033R61A105ME11# | Mo D1 |
| 6.3Vdc | X5R | 1.0μF | ±20% | GRJ033R60J105ME11# | Mo D1 |

1.0×0.5mm

| Rated Voltage | TC Code | Cap. | Tol. | Part Number | |
|---------------|---------|------|------|--------------------|--------------|
| 6.3Vdc | X5R | 10μF | ±20% | GRJ155R60J106ME11# | Mo D1 |

1.6×0.8mm

| Rated Voltage | TC Code | Cap. | Tol. | Part Number | |
|---------------|---------|-------|------|--------------------|-----------|
| 10Vdc | X5R | 10μF | ±20% | GRJ188R61A106ME11# | D1 |
| 6.3Vdc | X7S | 4.7μF | ±10% | GRJ188C70J475KE11# | |
| | | | ±20% | GRJ188C70J475ME11# | |
| | X5R | 10μF | ±20% | GRJ188R60J106ME11# | |

2.0×1.25mm

| Rated Voltage | TC Code | Cap. | Tol. | Part Number | |
|---------------|---------|-------|------|--------------------|-----------|
| 100Vdc | X7S | 1.0μF | ±10% | GRJ21BC72A105KE11# | |
| | | | ±20% | GRJ21BC72A105ME11# | |
| 25Vdc | X5R | 10μF | ±10% | GRJ21BR61E106KE01# | D1 |

3.2×1.6mm

| Rated Voltage | TC Code | Cap. | Tol. | Part Number | |
|---------------|---------|-------|------|--------------------|--|
| 100Vdc | X7S | 4.7μF | ±10% | GRJ31CC72A475KE01# | |
| | | | ±20% | GRJ31CC72A475ME01# | |
| | X7R | 4.7μF | ±10% | GRJ31CZ72A475KE01# | |
| | | | ±20% | GRJ31CZ72A475ME01# | |
| 50Vdc | X7R | 4.7μF | ±10% | GRJ31CR71H475KE11# | |
| | | | ±20% | GRJ31CR71H475ME11# | |
| | X7S | 4.7μF | ±10% | GRJ31CC71H475KE11# | |
| | | | ±20% | GRJ31CC71H475ME11# | |

3.2×2.5mm

| Rated Voltage | TC Code | Cap. | Tol. | Part Number | |
|---------------|---------|------|------|--------------------|--|
| 25Vdc | X7S | 22μF | ±10% | GRJ32EC71E226KE11# | |
| 10Vdc | X7R | 47μF | ±10% | GRJ32ER71A476KE11# | |
| | | | ±20% | GRJ32ER71A476ME11# | |

4.5×3.2mm

| Rated Voltage | TC Code | Cap. | Tol. | Part Number | |
|---------------|---------|---------|------|--------------------|--|
| 1000Vdc | X7R | 33000pF | ±10% | GRJ43DR73A333KWJ1# | |

| Rated Voltage | TC Code | Cap. | Tol. | Part Number | |
|---------------|---------|---------|------|--------------------|--|
| 1000Vdc | X7R | 47000pF | ±10% | GRJ43DR73A473KWJ1# | |
| 630Vdc | X7R | 68000pF | ±10% | GRJ43QR72J683KWJ1# | |
| | | 0.10μF | ±10% | GRJ43DR72J104KWJ1# | |
| 250Vdc | X7R | 0.15μF | ±10% | GRJ43QR72E154KWJ1# | |
| | | 0.22μF | ±10% | GRJ43DR72E224KWJ1# | |
| | | 0.33μF | ±10% | GRJ43DR72E334KWJ1# | |
| | | 0.47μF | ±10% | GRJ43DR72E474KWJ1# | |

5.7×5.0mm

| Rated Voltage | TC Code | Cap. | Tol. | Part Number | |
|---------------|---------|---------|------|--------------------|--|
| 1000Vdc | X7R | 68000pF | ±10% | GRJ55DR73A683KWJ1# | |
| | | 0.10μF | ±10% | GRJ55DR73A104KWJ1# | |
| 630Vdc | X7R | 0.15μF | ±10% | GRJ55DR72J154KWJ1# | |
| | | 0.22μF | ±10% | GRJ55DR72J224KWJ1# | |
| 250Vdc | X7R | 0.33μF | ±10% | GRJ55DR72E334KWJ1# | |
| | | 0.47μF | ±10% | GRJ55DR72E474KWJ1# | |
| | | 0.68μF | ±10% | GRJ55DR72E684KWJ1# | |
| | | 1.0μF | ±10% | GRJ55DR72E105KWJ1# | |

- GRM
- GR3
- GRJ
- GR4
- GJM
- GQM
- GA2
- GA3 GB
- GA3 GD
- GA3 GF
- LLL
- LLA
- LLM
- LLR
- NFM
- GJ4
- ZRA
- ZRB
- KRM
- KR3
- GMA
- GMD
- ⚠Caution /Notice

Chip Multilayer Ceramic Capacitors for Information Devices only

GR4 Series

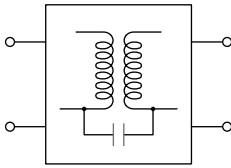


Size (L*W) : 4.5x2.0mm - 5.7x5.0mm / X7R Char. / DC2kV
Realized large capacity and small size while maintaining high withstand voltages by the multilayer structure.

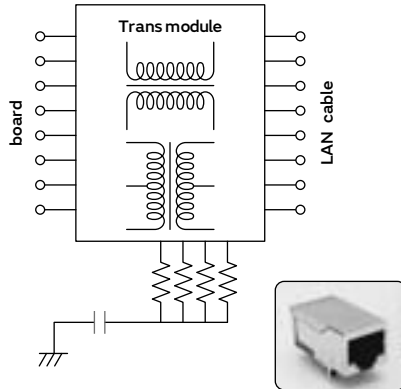
Features

- 1 For information devices of Ethernet LAN (IEEE802.3.) and primary - secondary couplings of DC-DC converters.

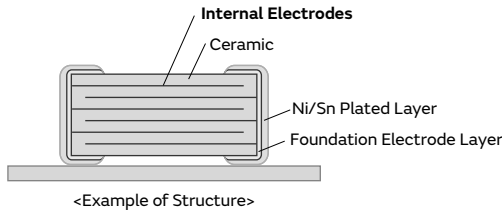
ex) DC-DC Converter



ex) LAN Connector



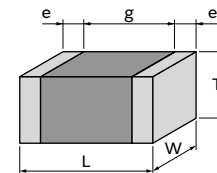
- 2 Realized large capacity and small size while maintaining high withstand voltages by the multilayer structure.



- 3 Dedicated for reflow soldering.

Specifications

| | |
|-------------------|-------------------------------------------------------------------|
| Size (mm) | 3.2×1.6mm to 5.7×5.0mm |
| Rated Voltage | 630Vdc to 2000Vdc |
| Capacitance | 100pF to 15000pF |
| Main Applications | For Ethernet LAN, Primary-secondary coupling for DC-DC converters |



<Dimensions>

This catalog contains only a portion of the product lineup.
 Please refer to the capacitor search tool on the Murata Web site for details.

- GRM
- GR3
- GRJ
- GR4**
- GJM
- GQM
- GA2
- GA3 GB
- GA3 GD
- GA3 GF
- LLL
- LLA
- LLM
- LLR
- NFM
- GJ4
- ZRA
- ZRB
- KRM
- KR3
- GMA
- GMD
- ⚠Caution /Notice

GR4 Series Temperature Compensating Type Part Number List

3.2×1.6mm

| Rated Voltage | TC Code | Cap. | Tol. | Part Number | |
|---------------|---------|--------|------|--------------------|--|
| 630Vdc | U2J | 1000pF | ±5% | GR431A7U2J102JWC2# | |
| | | 1200pF | ±5% | GR431A7U2J122JWC2# | |
| | | 1500pF | ±5% | GR431A7U2J152JWC2# | |
| | | 1800pF | ±5% | GR431A7U2J182JWC2# | |
| | | 2200pF | ±5% | GR431A7U2J222JWC2# | |
| | | 2700pF | ±5% | GR431B7U2J272JWC2# | |
| | | 3300pF | ±5% | GR431B7U2J332JWC2# | |
| | | 3900pF | ±5% | GR431C7U2J392JWC1# | |
| | | 4700pF | ±5% | GR431C7U2J472JWC1# | |

3.2×2.5mm

| Rated Voltage | TC Code | Cap. | Tol. | Part Number | |
|---------------|---------|---------|------|--------------------|--|
| 630Vdc | U2J | 5600pF | ±5% | GR432B7U2J562JWC2# | |
| | | 6800pF | ±5% | GR432Q7U2J682JWC2# | |
| | | 8200pF | ±5% | GR432D7U2J822JWC2# | |
| | | 10000pF | ±5% | GR432D7U2J103JWC2# | |
| | | 12000pF | ±5% | GR432E7U2J123JWC1# | |
| | | 15000pF | ±5% | GR432E7U2J153JWC1# | |

- GRM
- GR3
- GRJ
- GR4**
- GJM
- GQM
- GA2
- GA3 GB
- GA3 GD
- GA3 GF
- LLL
- LLA
- LLM
- LLR
- NFM
- GJ4
- ZRA
- ZRB
- KRM
- KR3
- GMA
- GMD
- ⚠Caution /Notice

Part number # indicates the package specification code.

GR4 Series High Dielectric Constant Type Part Number List

4.5×2.0mm

| Rated Voltage | TC Code | Cap. | Tol. | Part Number | |
|---------------|---------|--------------------|------|--------------------|--|
| 2000Vdc | X7R | 100pF | ±10% | GR442QR73D101KW01# | |
| | | 120pF | ±10% | GR442QR73D121KW01# | |
| | | 150pF | ±10% | GR442QR73D151KW01# | |
| | | 180pF | ±10% | GR442QR73D181KW01# | |
| | | 220pF | ±10% | GR442QR73D221KW01# | |
| | | 270pF | ±10% | GR442QR73D271KW01# | |
| | | 330pF | ±10% | GR442QR73D331KW01# | |
| | | 390pF | ±10% | GR442QR73D391KW01# | |
| | | 470pF | ±10% | GR442QR73D471KW01# | |
| | | 560pF | ±10% | GR442QR73D561KW01# | |
| | | 680pF | ±10% | GR442QR73D681KW01# | |
| | | 820pF | ±10% | GR442QR73D821KW01# | |
| | | 1000pF | ±10% | GR442QR73D102KW01# | |
| | | 1200pF | ±10% | GR442QR73D122KW01# | |
| 1500pF | ±10% | GR442QR73D152KW01# | | | |

4.5×3.2mm

| Rated Voltage | TC Code | Cap. | Tol. | Part Number | |
|---------------|---------|--------|------|--------------------|--|
| 2000Vdc | X7R | 1800pF | ±10% | GR443QR73D182KW01# | |
| | | 2200pF | ±10% | GR443QR73D222KW01# | |
| | | 2700pF | ±10% | GR443QR73D272KW01# | |
| | | 3300pF | ±10% | GR443QR73D332KW01# | |
| | | 3900pF | ±10% | GR443QR73D392KW01# | |
| | | 4700pF | ±10% | GR443DR73D472KW01# | |

5.7×5.0mm

| Rated Voltage | TC Code | Cap. | Tol. | Part Number | |
|---------------|---------|---------|------|--------------------|--|
| 2000Vdc | X7R | 10000pF | ±10% | GR455DR73D103KW01# | |

- GRM
- GR3
- GRJ
- GR4
- GJM
- GQM
- GA2
- GA3 GB
- GA3 GD
- GA3 GF
- LLL
- LLA
- LLM
- LLR
- NFM
- GJ4
- ZRA
- ZRB
- KRM
- KR3
- GMA
- GMD
- ⚠Caution /Notice

High Q Chip Multilayer Ceramic Capacitors for General Purpose ($\leq 100\text{Vdc}$)

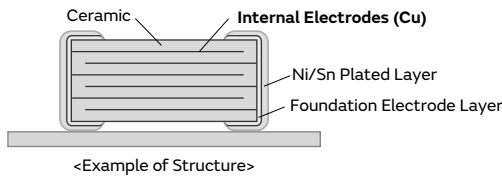
GJM Series  **High Q** 

This product improves the high frequency characteristics and contributes to a reduction of power consumption by the High Q and low ESR.

Features

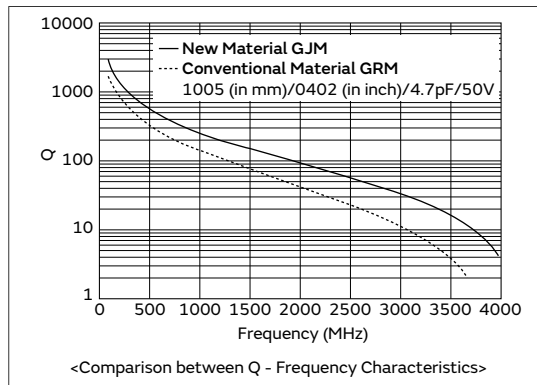
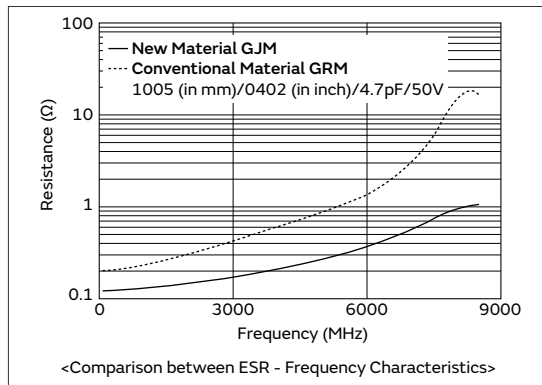
① **Mainly ideal for mobile communication devices and temperature compensation of related modules.**

This product is ideal for temperature compensation of high frequency circuits, such as resonant circuits, tuning circuits, and impedance matching circuits where the operating characteristics of the device are greatly affected by the capacitance fluctuation.



② **High Q and low ESR in VHF, UHF and microwave frequency bands.**

High Q and low ESR were achieved at a high frequency by adopting ceramic material as the dielectric material which enables an extremely low loss at high frequency, and base metal electrodes as the internal electrodes.



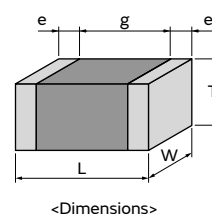
③ **Can be used for tight tolerance.**

In addition to standard tolerance, the allowable range of this product is also suitable for the following tight tolerance.

| Capacitance Range | Standard Capacitance Tolerance (Capacitance Tolerance Symbol) | Narrow Capacitance Tolerance (Capacitance Tolerance Symbol) |
|-------------------|---------------------------------------------------------------|--------------------------------------------------------------------------|
| to 0.9pF | $\pm 0.1\text{pF}$ (B) | $\pm 0.05\text{pF}$ (W) |
| 1.0 to 5.0pF | $\pm 0.25\text{pF}$ (C) | $\pm 0.05\text{pF}$ (W), $\pm 0.1\text{pF}$ (B) |
| 5.1 to 9.9pF | $\pm 0.5\text{pF}$ (D) | $\pm 0.05\text{pF}$ (W), $\pm 0.1\text{pF}$ (B), $\pm 0.25\text{pF}$ (C) |
| 10pF~ | $\pm 5\%$ (J) | $\pm 2\%$ (G) |

Specifications

| | |
|-------------------|---------------------------------------------------------------------------------------------|
| Size (mm) | 0.4×0.2mm to 1.0×0.5mm |
| Rated Voltage | 6.3Vdc to 100Vdc |
| Capacitance | 0.10pF to 47pF |
| Main Applications | Small communication devices, such as mobile phones and high frequency communication modules |



This catalog contains only a portion of the product lineup. Please refer to the capacitor search tool on the Murata Web site for details.

GJM Series Temperature Compensating Type **High Q** Part Number List

0.4×0.2mm

| Rated Voltage | TC Code | Cap. | Tol. | Part Number |
|---------------|--------------------|--------------------|---------|--------------------|
| 25Vdc | COG | 0.20pF | ±0.05pF | GJM0225C1ER20WB01# |
| | | | ±0.1pF | GJM0225C1ER20BB01# |
| | | 0.30pF | ±0.05pF | GJM0225C1ER30WB01# |
| | | | ±0.1pF | GJM0225C1ER30BB01# |
| | | 0.40pF | ±0.05pF | GJM0225C1ER40WB01# |
| | | | ±0.1pF | GJM0225C1ER40BB01# |
| | | 0.50pF | ±0.05pF | GJM0225C1ER50WB01# |
| | | | ±0.1pF | GJM0225C1ER50BB01# |
| | | 0.60pF | ±0.05pF | GJM0225C1ER60WB01# |
| | | | ±0.1pF | GJM0225C1ER60BB01# |
| | | 0.70pF | ±0.05pF | GJM0225C1ER70WB01# |
| | | | ±0.1pF | GJM0225C1ER70BB01# |
| | | 0.80pF | ±0.05pF | GJM0225C1ER80WB01# |
| | | | ±0.1pF | GJM0225C1ER80BB01# |
| | | 0.90pF | ±0.05pF | GJM0225C1ER90WB01# |
| | | | ±0.1pF | GJM0225C1ER90BB01# |
| | | 1.0pF | ±0.05pF | GJM0225C1E1R0WB01# |
| | | | ±0.1pF | GJM0225C1E1R0BB01# |
| | | | ±0.25pF | GJM0225C1E1R0CB01# |
| | | 1.1pF | ±0.05pF | GJM0225C1E1R1WB01# |
| | | | ±0.1pF | GJM0225C1E1R1BB01# |
| | | | ±0.25pF | GJM0225C1E1R1CB01# |
| | | 1.2pF | ±0.05pF | GJM0225C1E1R2WB01# |
| | | | ±0.1pF | GJM0225C1E1R2BB01# |
| | | | ±0.25pF | GJM0225C1E1R2CB01# |
| | | 1.3pF | ±0.05pF | GJM0225C1E1R3WB01# |
| | | | ±0.1pF | GJM0225C1E1R3BB01# |
| | | | ±0.25pF | GJM0225C1E1R3CB01# |
| | | 1.4pF | ±0.05pF | GJM0225C1E1R4WB01# |
| | | | ±0.1pF | GJM0225C1E1R4BB01# |
| | | | ±0.25pF | GJM0225C1E1R4CB01# |
| | | 1.5pF | ±0.05pF | GJM0225C1E1R5WB01# |
| | | | ±0.1pF | GJM0225C1E1R5BB01# |
| | | | ±0.25pF | GJM0225C1E1R5CB01# |
| | | 1.6pF | ±0.05pF | GJM0225C1E1R6WB01# |
| | | | ±0.1pF | GJM0225C1E1R6BB01# |
| | | | ±0.25pF | GJM0225C1E1R6CB01# |
| | | 1.7pF | ±0.05pF | GJM0225C1E1R7WB01# |
| | | | ±0.1pF | GJM0225C1E1R7BB01# |
| | | | ±0.25pF | GJM0225C1E1R7CB01# |
| | | 1.8pF | ±0.05pF | GJM0225C1E1R8WB01# |
| | | | ±0.1pF | GJM0225C1E1R8BB01# |
| ±0.25pF | GJM0225C1E1R8CB01# | | | |
| 1.9pF | ±0.05pF | GJM0225C1E1R9WB01# | | |
| | ±0.1pF | GJM0225C1E1R9BB01# | | |
| | ±0.25pF | GJM0225C1E1R9CB01# | | |
| 2.0pF | ±0.05pF | GJM0225C1E2R0WB01# | | |
| | ±0.1pF | GJM0225C1E2R0BB01# | | |
| | ±0.25pF | GJM0225C1E2R0CB01# | | |
| 2.1pF | ±0.05pF | GJM0225C1E2R1WB01# | | |
| | ±0.1pF | GJM0225C1E2R1BB01# | | |
| | ±0.25pF | GJM0225C1E2R1CB01# | | |

| Rated Voltage | TC Code | Cap. | Tol. | Part Number |
|---------------|---------|--------------------|---------|--------------------|
| 25Vdc | COG | 2.2pF | ±0.05pF | GJM0225C1E2R2WB01# |
| | | | ±0.1pF | GJM0225C1E2R2BB01# |
| | | | ±0.25pF | GJM0225C1E2R2CB01# |
| | | 2.3pF | ±0.05pF | GJM0225C1E2R3WB01# |
| | | | ±0.1pF | GJM0225C1E2R3BB01# |
| | | | ±0.25pF | GJM0225C1E2R3CB01# |
| | | 2.4pF | ±0.05pF | GJM0225C1E2R4WB01# |
| | | | ±0.1pF | GJM0225C1E2R4BB01# |
| | | | ±0.25pF | GJM0225C1E2R4CB01# |
| | | 2.5pF | ±0.05pF | GJM0225C1E2R5WB01# |
| | | | ±0.1pF | GJM0225C1E2R5BB01# |
| | | | ±0.25pF | GJM0225C1E2R5CB01# |
| | | 2.6pF | ±0.05pF | GJM0225C1E2R6WB01# |
| | | | ±0.1pF | GJM0225C1E2R6BB01# |
| | | | ±0.25pF | GJM0225C1E2R6CB01# |
| | | 2.7pF | ±0.05pF | GJM0225C1E2R7WB01# |
| | | | ±0.1pF | GJM0225C1E2R7BB01# |
| | | | ±0.25pF | GJM0225C1E2R7CB01# |
| | | 2.8pF | ±0.05pF | GJM0225C1E2R8WB01# |
| | | | ±0.1pF | GJM0225C1E2R8BB01# |
| | | | ±0.25pF | GJM0225C1E2R8CB01# |
| | | 2.9pF | ±0.05pF | GJM0225C1E2R9WB01# |
| | | | ±0.1pF | GJM0225C1E2R9BB01# |
| | | | ±0.25pF | GJM0225C1E2R9CB01# |
| | | 3.0pF | ±0.05pF | GJM0225C1E3R0WB01# |
| | | | ±0.1pF | GJM0225C1E3R0BB01# |
| | | | ±0.25pF | GJM0225C1E3R0CB01# |
| | | 3.1pF | ±0.05pF | GJM0225C1E3R1WB01# |
| | | | ±0.1pF | GJM0225C1E3R1BB01# |
| | | | ±0.25pF | GJM0225C1E3R1CB01# |
| | | 3.2pF | ±0.05pF | GJM0225C1E3R2WB01# |
| | | | ±0.1pF | GJM0225C1E3R2BB01# |
| | | | ±0.25pF | GJM0225C1E3R2CB01# |
| | | 3.3pF | ±0.05pF | GJM0225C1E3R3WB01# |
| | | | ±0.1pF | GJM0225C1E3R3BB01# |
| | | | ±0.25pF | GJM0225C1E3R3CB01# |
| | | 3.4pF | ±0.05pF | GJM0225C1E3R4WB01# |
| | | | ±0.1pF | GJM0225C1E3R4BB01# |
| | | | ±0.25pF | GJM0225C1E3R4CB01# |
| | | 3.5pF | ±0.05pF | GJM0225C1E3R5WB01# |
| | | | ±0.1pF | GJM0225C1E3R5BB01# |
| | | | ±0.25pF | GJM0225C1E3R5CB01# |
| 3.6pF | ±0.05pF | GJM0225C1E3R6WB01# | | |
| | ±0.1pF | GJM0225C1E3R6BB01# | | |
| | ±0.25pF | GJM0225C1E3R6CB01# | | |
| 3.7pF | ±0.05pF | GJM0225C1E3R7WB01# | | |
| | ±0.1pF | GJM0225C1E3R7BB01# | | |
| | ±0.25pF | GJM0225C1E3R7CB01# | | |
| 3.8pF | ±0.05pF | GJM0225C1E3R8WB01# | | |
| | ±0.1pF | GJM0225C1E3R8BB01# | | |
| | ±0.25pF | GJM0225C1E3R8CB01# | | |
| 3.9pF | ±0.05pF | GJM0225C1E3R9WB01# | | |
| | ±0.1pF | GJM0225C1E3R9BB01# | | |
| | ±0.25pF | GJM0225C1E3R9CB01# | | |

- GRM
- GR3
- GRJ
- GR4
- GJM
- GQM
- GA2
- GA3 GB
- GA3 GD
- GA3 GF
- LLL
- LLA
- LLM
- LLR
- NFM
- GJ4
- ZRA
- ZRB
- KRM
- KR3
- GMA
- GMD
- ⚠Caution /Notice

Part number # indicates the package specification code.

GJM Series Temperature Compensating Type High Q Part Number List

(→ 0.4×0.2mm)

| Rated Voltage | TC Code | Cap. | Tol. | Part Number | Rated Voltage | TC Code | Cap. | Tol. | Part Number |
|---------------|---------|-------|---------|--------------------|---------------|---------|-------|---------|--------------------|
| 25Vdc | COG | 4.0pF | ±0.05pF | GJM0225C1E4R0WB01# | 25Vdc | COG | 5.6pF | ±0.1pF | GJM0225C1E5R6BB01# |
| | | | ±0.1pF | GJM0225C1E4R0BB01# | | | | ±0.25pF | GJM0225C1E5R6CB01# |
| | | | ±0.25pF | GJM0225C1E4R0CB01# | | | | ±0.5pF | GJM0225C1E5R6DB01# |
| | | 4.1pF | ±0.05pF | GJM0225C1E4R1WB01# | | | 5.7pF | ±0.05pF | GJM0225C1E5R7WB01# |
| | | | ±0.1pF | GJM0225C1E4R1BB01# | | | | ±0.1pF | GJM0225C1E5R7BB01# |
| | | | ±0.25pF | GJM0225C1E4R1CB01# | | | | ±0.25pF | GJM0225C1E5R7CB01# |
| | | 4.2pF | ±0.05pF | GJM0225C1E4R2WB01# | | | 5.8pF | ±0.5pF | GJM0225C1E5R7DB01# |
| | | | ±0.1pF | GJM0225C1E4R2BB01# | | | | ±0.05pF | GJM0225C1E5R8WB01# |
| | | | ±0.25pF | GJM0225C1E4R2CB01# | | | | ±0.1pF | GJM0225C1E5R8BB01# |
| | | 4.3pF | ±0.05pF | GJM0225C1E4R3WB01# | | | 5.9pF | ±0.25pF | GJM0225C1E5R8CB01# |
| | | | ±0.1pF | GJM0225C1E4R3BB01# | | | | ±0.5pF | GJM0225C1E5R8DB01# |
| | | | ±0.25pF | GJM0225C1E4R3CB01# | | | | ±0.05pF | GJM0225C1E5R9WB01# |
| | | 4.4pF | ±0.05pF | GJM0225C1E4R4WB01# | | | 6.0pF | ±0.1pF | GJM0225C1E5R9BB01# |
| | | | ±0.1pF | GJM0225C1E4R4BB01# | | | | ±0.25pF | GJM0225C1E5R9CB01# |
| | | | ±0.25pF | GJM0225C1E4R4CB01# | | | | ±0.5pF | GJM0225C1E5R9DB01# |
| | | 4.5pF | ±0.05pF | GJM0225C1E4R5WB01# | | | 6.1pF | ±0.05pF | GJM0225C1E6R0WB01# |
| | | | ±0.1pF | GJM0225C1E4R5BB01# | | | | ±0.1pF | GJM0225C1E6R0BB01# |
| | | | ±0.25pF | GJM0225C1E4R5CB01# | | | | ±0.25pF | GJM0225C1E6R0CB01# |
| | | 4.6pF | ±0.05pF | GJM0225C1E4R6WB01# | | | 6.2pF | ±0.5pF | GJM0225C1E6R0DB01# |
| | | | ±0.1pF | GJM0225C1E4R6BB01# | | | | ±0.05pF | GJM0225C1E6R1WB01# |
| | | | ±0.25pF | GJM0225C1E4R6CB01# | | | | ±0.1pF | GJM0225C1E6R1BB01# |
| | | 4.7pF | ±0.05pF | GJM0225C1E4R7WB01# | | | 6.3pF | ±0.25pF | GJM0225C1E6R1CB01# |
| | | | ±0.1pF | GJM0225C1E4R7BB01# | | | | ±0.5pF | GJM0225C1E6R1DB01# |
| | | | ±0.25pF | GJM0225C1E4R7CB01# | | | | ±0.05pF | GJM0225C1E6R2WB01# |
| | | 4.8pF | ±0.05pF | GJM0225C1E4R8WB01# | | | 6.4pF | ±0.1pF | GJM0225C1E6R2BB01# |
| | | | ±0.1pF | GJM0225C1E4R8BB01# | | | | ±0.25pF | GJM0225C1E6R2CB01# |
| | | | ±0.25pF | GJM0225C1E4R8CB01# | | | | ±0.5pF | GJM0225C1E6R2DB01# |
| | | 4.9pF | ±0.05pF | GJM0225C1E4R9WB01# | | | 6.5pF | ±0.05pF | GJM0225C1E6R3WB01# |
| | | | ±0.1pF | GJM0225C1E4R9BB01# | | | | ±0.1pF | GJM0225C1E6R3BB01# |
| | | | ±0.25pF | GJM0225C1E4R9CB01# | | | | ±0.25pF | GJM0225C1E6R3CB01# |
| | | 5.0pF | ±0.05pF | GJM0225C1E5R0WB01# | | | 6.6pF | ±0.5pF | GJM0225C1E6R3DB01# |
| | | | ±0.1pF | GJM0225C1E5R0BB01# | | | | ±0.05pF | GJM0225C1E6R4WB01# |
| | | | ±0.25pF | GJM0225C1E5R0CB01# | | | | ±0.1pF | GJM0225C1E6R4BB01# |
| | | 5.1pF | ±0.05pF | GJM0225C1E5R1WB01# | | | 6.7pF | ±0.25pF | GJM0225C1E6R4CB01# |
| | | | ±0.1pF | GJM0225C1E5R1BB01# | | | | ±0.5pF | GJM0225C1E6R4DB01# |
| | | | ±0.25pF | GJM0225C1E5R1CB01# | | | | ±0.05pF | GJM0225C1E6R5WB01# |
| | | 5.2pF | ±0.5pF | GJM0225C1E5R1DB01# | | | 6.8pF | ±0.1pF | GJM0225C1E6R5BB01# |
| | | | ±0.05pF | GJM0225C1E5R2WB01# | | | | ±0.25pF | GJM0225C1E6R5CB01# |
| | | | ±0.1pF | GJM0225C1E5R2BB01# | | | | ±0.5pF | GJM0225C1E6R5DB01# |
| | | 5.3pF | ±0.25pF | GJM0225C1E5R2CB01# | | | 6.9pF | ±0.05pF | GJM0225C1E6R6WB01# |
| | | | ±0.5pF | GJM0225C1E5R2DB01# | | | | ±0.1pF | GJM0225C1E6R6BB01# |
| | | | ±0.05pF | GJM0225C1E5R3WB01# | | | | ±0.25pF | GJM0225C1E6R6CB01# |
| | | 5.4pF | ±0.1pF | GJM0225C1E5R3BB01# | | | 7.0pF | ±0.5pF | GJM0225C1E6R6DB01# |
| | | | ±0.25pF | GJM0225C1E5R3CB01# | | | | ±0.05pF | GJM0225C1E6R7WB01# |
| | | | ±0.5pF | GJM0225C1E5R3DB01# | | | | ±0.1pF | GJM0225C1E6R7BB01# |
| | | 5.5pF | ±0.05pF | GJM0225C1E5R4WB01# | | | 7.1pF | ±0.25pF | GJM0225C1E6R7CB01# |
| | | | ±0.1pF | GJM0225C1E5R4BB01# | | | | ±0.5pF | GJM0225C1E6R7DB01# |
| | | | ±0.25pF | GJM0225C1E5R4CB01# | | | | ±0.05pF | GJM0225C1E6R8WB01# |
| | | 5.6pF | ±0.5pF | GJM0225C1E5R4DB01# | | | 7.2pF | ±0.1pF | GJM0225C1E6R8BB01# |
| | | | ±0.05pF | GJM0225C1E5R5WB01# | | | | ±0.25pF | GJM0225C1E6R8CB01# |
| | | | ±0.1pF | GJM0225C1E5R5BB01# | | | | ±0.5pF | GJM0225C1E6R8DB01# |
| | | 5.7pF | ±0.25pF | GJM0225C1E5R5CB01# | | | 7.3pF | ±0.05pF | GJM0225C1E6R9WB01# |
| | | | ±0.5pF | GJM0225C1E5R5DB01# | | | | ±0.1pF | GJM0225C1E6R9BB01# |
| | | | ±0.05pF | GJM0225C1E5R6WB01# | | | | ±0.25pF | GJM0225C1E6R9CB01# |

Part number # indicates the package specification code.

- GRM
- GR3
- GRJ
- GR4
- GJM
- GQM
- GQ2
- GA2
- GA3
- GA3
- GA3
- GA3
- GA3
- LL
- LLA
- LLM
- LLR
- NFM
- GJ4
- ZRA
- ZRB
- KRM
- KR3
- GMA
- GMD
- ⚠Caution /Notice

GJM Series Temperature Compensating Type High Q Part Number List

(→ 0.4×0.2mm)

| Rated Voltage | TC Code | Cap. | Tol. | Part Number | Rated Voltage | TC Code | Cap. | Tol. | Part Number |
|---------------|---------|--------|--------------------|--------------------|---------------|---------|--------------------|---------|--------------------|
| 25Vdc | COG | 6.9pF | ±0.5pF | GJM0225C1E6R9DB01# | 25Vdc | COG | 8.3pF | ±0.1pF | GJM0225C1E8R3BB01# |
| | | | ±0.05pF | GJM0225C1E7R0WB01# | | | | ±0.25pF | GJM0225C1E8R3CB01# |
| | | | ±0.1pF | GJM0225C1E7R0BB01# | | | | ±0.5pF | GJM0225C1E8R3DB01# |
| | | | ±0.25pF | GJM0225C1E7R0CB01# | | | | 8.4pF | ±0.05pF |
| | | ±0.5pF | GJM0225C1E7R0DB01# | ±0.1pF | | | GJM0225C1E8R4BB01# | | |
| | | 7.1pF | ±0.05pF | GJM0225C1E7R1WB01# | | | ±0.25pF | | GJM0225C1E8R4CB01# |
| | | | ±0.1pF | GJM0225C1E7R1BB01# | | | ±0.5pF | | GJM0225C1E8R4DB01# |
| | | | ±0.25pF | GJM0225C1E7R1CB01# | | | 8.5pF | ±0.05pF | GJM0225C1E8R5WB01# |
| | | | ±0.5pF | GJM0225C1E7R1DB01# | | | | ±0.1pF | GJM0225C1E8R5BB01# |
| | | 7.2pF | ±0.05pF | GJM0225C1E7R2WB01# | | | | ±0.25pF | GJM0225C1E8R5CB01# |
| | | | ±0.1pF | GJM0225C1E7R2BB01# | | | | ±0.5pF | GJM0225C1E8R5DB01# |
| | | | ±0.25pF | GJM0225C1E7R2CB01# | | | 8.6pF | ±0.05pF | GJM0225C1E8R6WB01# |
| | | | ±0.5pF | GJM0225C1E7R2DB01# | | | | ±0.1pF | GJM0225C1E8R6BB01# |
| | | 7.3pF | ±0.05pF | GJM0225C1E7R3WB01# | | | | ±0.25pF | GJM0225C1E8R6CB01# |
| | | | ±0.1pF | GJM0225C1E7R3BB01# | | | | ±0.5pF | GJM0225C1E8R6DB01# |
| | | | ±0.25pF | GJM0225C1E7R3CB01# | | | 8.7pF | ±0.05pF | GJM0225C1E8R7WB01# |
| | | | ±0.5pF | GJM0225C1E7R3DB01# | | | | ±0.1pF | GJM0225C1E8R7BB01# |
| | | 7.4pF | ±0.05pF | GJM0225C1E7R4WB01# | | | | ±0.25pF | GJM0225C1E8R7CB01# |
| | | | ±0.1pF | GJM0225C1E7R4BB01# | | | | ±0.5pF | GJM0225C1E8R7DB01# |
| | | | ±0.25pF | GJM0225C1E7R4CB01# | | | 8.8pF | ±0.05pF | GJM0225C1E8R8WB01# |
| | | | ±0.5pF | GJM0225C1E7R4DB01# | | | | ±0.1pF | GJM0225C1E8R8BB01# |
| | | 7.5pF | ±0.05pF | GJM0225C1E7R5WB01# | | | | ±0.25pF | GJM0225C1E8R8CB01# |
| | | | ±0.1pF | GJM0225C1E7R5BB01# | | | | ±0.5pF | GJM0225C1E8R8DB01# |
| | | | ±0.25pF | GJM0225C1E7R5CB01# | | | 8.9pF | ±0.05pF | GJM0225C1E8R9WB01# |
| | | | ±0.5pF | GJM0225C1E7R5DB01# | | | | ±0.1pF | GJM0225C1E8R9BB01# |
| | | 7.6pF | ±0.05pF | GJM0225C1E7R6WB01# | | | | ±0.25pF | GJM0225C1E8R9CB01# |
| | | | ±0.1pF | GJM0225C1E7R6BB01# | | | | ±0.5pF | GJM0225C1E8R9DB01# |
| | | | ±0.25pF | GJM0225C1E7R6CB01# | | | 9.0pF | ±0.05pF | GJM0225C1E9R0WB01# |
| | | | ±0.5pF | GJM0225C1E7R6DB01# | | | | ±0.1pF | GJM0225C1E9R0BB01# |
| | | 7.7pF | ±0.05pF | GJM0225C1E7R7WB01# | | | | ±0.25pF | GJM0225C1E9R0CB01# |
| | | | ±0.1pF | GJM0225C1E7R7BB01# | | | | ±0.5pF | GJM0225C1E9R0DB01# |
| | | | ±0.25pF | GJM0225C1E7R7CB01# | | | 9.1pF | ±0.05pF | GJM0225C1E9R1WB01# |
| | | | ±0.5pF | GJM0225C1E7R7DB01# | | | | ±0.1pF | GJM0225C1E9R1BB01# |
| | | 7.8pF | ±0.05pF | GJM0225C1E7R8WB01# | | | | ±0.25pF | GJM0225C1E9R1CB01# |
| | | | ±0.1pF | GJM0225C1E7R8BB01# | | | | ±0.5pF | GJM0225C1E9R1DB01# |
| | | | ±0.25pF | GJM0225C1E7R8CB01# | | | 9.2pF | ±0.05pF | GJM0225C1E9R2WB01# |
| | | | ±0.5pF | GJM0225C1E7R8DB01# | | | | ±0.1pF | GJM0225C1E9R2BB01# |
| | | 7.9pF | ±0.05pF | GJM0225C1E7R9WB01# | | | | ±0.25pF | GJM0225C1E9R2CB01# |
| | | | ±0.1pF | GJM0225C1E7R9BB01# | | | | ±0.5pF | GJM0225C1E9R2DB01# |
| | | | ±0.25pF | GJM0225C1E7R9CB01# | | | 9.3pF | ±0.05pF | GJM0225C1E9R3WB01# |
| | | | ±0.5pF | GJM0225C1E7R9DB01# | | | | ±0.1pF | GJM0225C1E9R3BB01# |
| | | 8.0pF | ±0.05pF | GJM0225C1E8R0WB01# | | | | ±0.25pF | GJM0225C1E9R3CB01# |
| | | | ±0.1pF | GJM0225C1E8R0BB01# | | | | ±0.5pF | GJM0225C1E9R3DB01# |
| | | | ±0.25pF | GJM0225C1E8R0CB01# | | | 9.4pF | ±0.05pF | GJM0225C1E9R4WB01# |
| | | | ±0.5pF | GJM0225C1E8R0DB01# | | | | ±0.1pF | GJM0225C1E9R4BB01# |
| | | 8.1pF | ±0.05pF | GJM0225C1E8R1WB01# | | | | ±0.25pF | GJM0225C1E9R4CB01# |
| | | | ±0.1pF | GJM0225C1E8R1BB01# | | | | ±0.5pF | GJM0225C1E9R4DB01# |
| | | | ±0.25pF | GJM0225C1E8R1CB01# | | | 9.5pF | ±0.05pF | GJM0225C1E9R5WB01# |
| | | | ±0.5pF | GJM0225C1E8R1DB01# | | | | ±0.1pF | GJM0225C1E9R5BB01# |
| | | 8.2pF | ±0.05pF | GJM0225C1E8R2WB01# | | | | ±0.25pF | GJM0225C1E9R5CB01# |
| | | | ±0.1pF | GJM0225C1E8R2BB01# | | | | ±0.5pF | GJM0225C1E9R5DB01# |
| | | | ±0.25pF | GJM0225C1E8R2CB01# | | | 9.6pF | ±0.05pF | GJM0225C1E9R6WB01# |
| | | | ±0.5pF | GJM0225C1E8R2DB01# | | | | ±0.1pF | GJM0225C1E9R6BB01# |
| | | 8.3pF | ±0.05pF | GJM0225C1E8R3WB01# | | | | ±0.25pF | GJM0225C1E9R6CB01# |

- GRM
- GR3
- GRJ
- GR4
- GJM
- GQM
- GQ2
- GA2
- GA3
- GA3
- GA3
- GA3
- GA3
- LL
- LLA
- LLM
- LLR
- NFM
- GJ4
- ZRA
- ZRB
- KRM
- KR3
- GMA
- GMD
- ⚠Caution / Notice

Part number # indicates the package specification code.

GJM Series Temperature Compensating Type High Q Part Number List

(→ 0.4×0.2mm)

| Rated Voltage | TC Code | Cap. | Tol. | Part Number | Rated Voltage | TC Code | Cap. | Tol. | Part Number |
|---------------|---------|--------------------|--------------------|--------------------|--------------------|--------------------|--------------------|--------------------|--------------------|
| 25Vdc | COG | 9.6pF | ±0.5pF | GJM0225C1E9R6DB01# | 25Vdc | CH | 4.7pF | ±0.1pF | GJM0222C1E4R7BB01# |
| | | | ±0.05pF | GJM0225C1E9R7WB01# | | | | ±0.25pF | GJM0222C1E4R7CB01# |
| | | ±0.1pF | GJM0225C1E9R7BB01# | 4.8pF | | | ±0.05pF | GJM0222C1E4R8WB01# | |
| | | ±0.25pF | GJM0225C1E9R7CB01# | | | | ±0.1pF | GJM0222C1E4R8BB01# | |
| | | ±0.5pF | GJM0225C1E9R7DB01# | | | | ±0.25pF | GJM0222C1E4R8CB01# | |
| | | 9.8pF | ±0.05pF | GJM0225C1E9R8WB01# | | | 4.9pF | ±0.05pF | GJM0222C1E4R9WB01# |
| | | | ±0.1pF | GJM0225C1E9R8BB01# | | | | ±0.1pF | GJM0222C1E4R9BB01# |
| | | | ±0.25pF | GJM0225C1E9R8CB01# | | | | ±0.25pF | GJM0222C1E4R9CB01# |
| | | | ±0.5pF | GJM0225C1E9R8DB01# | | | | 5.0pF | ±0.05pF |
| | | ±0.05pF | GJM0225C1E9R9WB01# | ±0.1pF | | | GJM0222C1E5R0BB01# | | |
| | | ±0.1pF | GJM0225C1E9R9BB01# | ±0.25pF | | | GJM0222C1E5R0CB01# | | |
| | | 9.9pF | ±0.25pF | GJM0225C1E9R9CB01# | | | 5.1pF | ±0.05pF | GJM0222C1E5R1WB01# |
| | | | ±0.5pF | GJM0225C1E9R9DB01# | | | | ±0.1pF | GJM0222C1E5R1BB01# |
| | | | ±1% | GJM0225C1E100FB01# | | | | ±0.25pF | GJM0222C1E5R1CB01# |
| | | 10pF | ±2% | GJM0225C1E100GB01# | | | 5.2pF | ±0.5pF | GJM0222C1E5R1DB01# |
| | | | ±5% | GJM0225C1E100JB01# | | | | ±0.05pF | GJM0222C1E5R2WB01# |
| | | | ±2% | GJM0225C1E110GB01# | | | | ±0.1pF | GJM0222C1E5R2BB01# |
| | | 11pF | ±5% | GJM0225C1E110JB01# | | | 5.3pF | ±0.25pF | GJM0222C1E5R2CB01# |
| | | | ±2% | GJM0225C1E120GB01# | | | | ±0.5pF | GJM0222C1E5R2DB01# |
| | | 12pF | ±5% | GJM0225C1E120JB01# | | | 5.4pF | ±0.05pF | GJM0222C1E5R3WB01# |
| | | | ±2% | GJM0225C1E130GB01# | | | | ±0.1pF | GJM0222C1E5R3BB01# |
| | | 13pF | ±5% | GJM0225C1E130JB01# | | | | ±0.25pF | GJM0222C1E5R3CB01# |
| | | | ±2% | GJM0225C1E150GB01# | | | 5.5pF | ±0.5pF | GJM0222C1E5R3DB01# |
| | | 15pF | ±5% | GJM0225C1E150JB01# | | | | ±0.05pF | GJM0222C1E5R4WB01# |
| | | | 16pF | ±2% | | | GJM0225C1E160GB01# | ±0.1pF | GJM0222C1E5R4BB01# |
| | | 18pF | | ±5% | | | GJM0225C1E160JB01# | ±0.25pF | GJM0222C1E5R4CB01# |
| | | | 20pF | ±2% | | | GJM0225C1E180GB01# | ±0.5pF | GJM0222C1E5R4DB01# |
| | | 22pF | | ±5% | | | GJM0225C1E180JB01# | 5.6pF | ±0.05pF |
| | | | ±2% | GJM0225C1E200GB01# | | | ±0.1pF | | GJM0222C1E5R5BB01# |
| | | ±5% | GJM0225C1E200JB01# | ±0.25pF | | | GJM0222C1E5R5CB01# | | |
| | | 4.0pF | ±0.05pF | GJM0222C1E4R0WB01# | | | 5.7pF | ±0.5pF | GJM0222C1E5R5DB01# |
| | | | ±0.1pF | GJM0222C1E4R0BB01# | | | | ±0.05pF | GJM0222C1E5R6WB01# |
| | ±0.25pF | | GJM0222C1E4R0CB01# | ±0.1pF | GJM0222C1E5R6BB01# | | | | |
| | 4.1pF | ±0.05pF | GJM0222C1E4R1WB01# | 5.8pF | ±0.25pF | GJM0222C1E5R6CB01# | | | |
| | | ±0.1pF | GJM0222C1E4R1BB01# | | ±0.5pF | GJM0222C1E5R6DB01# | | | |
| | | ±0.25pF | GJM0222C1E4R1CB01# | | 5.9pF | ±0.05pF | GJM0222C1E5R7WB01# | | |
| | ±0.05pF | GJM0222C1E4R2WB01# | ±0.1pF | GJM0222C1E5R7BB01# | | | | | |
| | ±0.1pF | GJM0222C1E4R2BB01# | ±0.25pF | GJM0222C1E5R7CB01# | | | | | |
| | 4.2pF | ±0.25pF | GJM0222C1E4R2CB01# | 6.0pF | ±0.5pF | GJM0222C1E5R7DB01# | | | |
| | | ±0.05pF | GJM0222C1E4R3WB01# | | ±0.05pF | GJM0222C1E5R8WB01# | | | |
| | 4.3pF | ±0.1pF | GJM0222C1E4R3BB01# | 6.1pF | ±0.1pF | GJM0222C1E5R8BB01# | | | |
| | | ±0.25pF | GJM0222C1E4R3CB01# | | ±0.25pF | GJM0222C1E5R8CB01# | | | |
| | | ±0.5pF | GJM0222C1E4R3DB01# | | ±0.5pF | GJM0222C1E5R8DB01# | | | |
| | 4.4pF | ±0.05pF | GJM0222C1E4R4WB01# | 6.0pF | ±0.05pF | GJM0222C1E5R9WB01# | | | |
| | | ±0.1pF | GJM0222C1E4R4BB01# | | ±0.1pF | GJM0222C1E5R9BB01# | | | |
| | | ±0.25pF | GJM0222C1E4R4CB01# | | ±0.25pF | GJM0222C1E5R9CB01# | | | |
| | 4.5pF | ±0.5pF | GJM0222C1E4R4DB01# | 6.1pF | ±0.5pF | GJM0222C1E5R9DB01# | | | |
| | | ±0.05pF | GJM0222C1E4R5WB01# | | ±0.05pF | GJM0222C1E6R0WB01# | | | |
| | | ±0.1pF | GJM0222C1E4R5BB01# | | ±0.1pF | GJM0222C1E6R0BB01# | | | |
| | 4.6pF | ±0.25pF | GJM0222C1E4R5CB01# | 6.1pF | ±0.25pF | GJM0222C1E6R0CB01# | | | |
| | | ±0.05pF | GJM0222C1E4R6WB01# | | ±0.5pF | GJM0222C1E6R0DB01# | | | |
| | 4.7pF | ±0.1pF | GJM0222C1E4R6BB01# | 6.1pF | ±0.05pF | GJM0222C1E6R1WB01# | | | |
| ±0.25pF | | GJM0222C1E4R6CB01# | ±0.1pF | | GJM0222C1E6R1BB01# | | | | |
| ±0.05pF | | GJM0222C1E4R7WB01# | ±0.25pF | | GJM0222C1E6R1CB01# | | | | |

Part number # indicates the package specification code.

- GRM
- GR3
- GRJ
- GR4
- GJM
- GQM
- GA2
- GA3 GB
- GA3 GD
- GA3 GF
- LLL
- LLA
- LLM
- LLR
- NFM
- GJ4
- ZRA
- ZRB
- KRM
- KR3
- GMA
- GMD
- ⚠Caution /Notice

GJM Series Temperature Compensating Type High Q Part Number List

(→ 0.4×0.2mm)

| Rated Voltage | TC Code | Cap. | Tol. | Part Number | Rated Voltage | TC Code | Cap. | Tol. | Part Number |
|---------------|---------|---------|---------|--------------------|---------------|---------|--------------------|--------------------|--------------------|
| 25Vdc | CH | 6.1pF | ±0.5pF | GJM0222C1E6R1DB01# | 25Vdc | CH | 7.5pF | ±0.1pF | GJM0222C1E7R5BB01# |
| | | | ±0.05pF | GJM0222C1E6R2WB01# | | | | ±0.25pF | GJM0222C1E7R5CB01# |
| | | 6.2pF | ±0.1pF | GJM0222C1E6R2BB01# | | | ±0.5pF | GJM0222C1E7R5DB01# | |
| | | | ±0.25pF | GJM0222C1E6R2CB01# | | | 7.6pF | ±0.05pF | GJM0222C1E7R6WB01# |
| | | | ±0.5pF | GJM0222C1E6R2DB01# | | | | ±0.1pF | GJM0222C1E7R6BB01# |
| | | | 6.3pF | ±0.05pF | | | GJM0222C1E6R3WB01# | ±0.25pF | GJM0222C1E7R6CB01# |
| | | ±0.1pF | | GJM0222C1E6R3BB01# | | | ±0.5pF | GJM0222C1E7R6DB01# | |
| | | ±0.25pF | | GJM0222C1E6R3CB01# | | | 7.7pF | ±0.05pF | GJM0222C1E7R7WB01# |
| | | ±0.5pF | | GJM0222C1E6R3DB01# | | | | ±0.1pF | GJM0222C1E7R7BB01# |
| | | 6.4pF | ±0.05pF | GJM0222C1E6R4WB01# | | | ±0.25pF | GJM0222C1E7R7CB01# | |
| | | | ±0.1pF | GJM0222C1E6R4BB01# | | | ±0.5pF | GJM0222C1E7R7DB01# | |
| | | | ±0.25pF | GJM0222C1E6R4CB01# | | | 7.8pF | ±0.05pF | GJM0222C1E7R8WB01# |
| | | | ±0.5pF | GJM0222C1E6R4DB01# | | | | ±0.1pF | GJM0222C1E7R8BB01# |
| | | 6.5pF | ±0.05pF | GJM0222C1E6R5WB01# | | | | ±0.25pF | GJM0222C1E7R8CB01# |
| | | | ±0.1pF | GJM0222C1E6R5BB01# | | | | ±0.5pF | GJM0222C1E7R8DB01# |
| | | | ±0.25pF | GJM0222C1E6R5CB01# | | | 7.9pF | ±0.05pF | GJM0222C1E7R9WB01# |
| | | | ±0.5pF | GJM0222C1E6R5DB01# | | | | ±0.1pF | GJM0222C1E7R9BB01# |
| | | 6.6pF | ±0.05pF | GJM0222C1E6R6WB01# | | | ±0.25pF | GJM0222C1E7R9CB01# | |
| | | | ±0.1pF | GJM0222C1E6R6BB01# | | | ±0.5pF | GJM0222C1E7R9DB01# | |
| | | | ±0.25pF | GJM0222C1E6R6CB01# | | | 8.0pF | ±0.05pF | GJM0222C1E8R0WB01# |
| | | | ±0.5pF | GJM0222C1E6R6DB01# | | | | ±0.1pF | GJM0222C1E8R0BB01# |
| | | 6.7pF | ±0.05pF | GJM0222C1E6R7WB01# | | | | ±0.25pF | GJM0222C1E8R0CB01# |
| | | | ±0.1pF | GJM0222C1E6R7BB01# | | | | ±0.5pF | GJM0222C1E8R0DB01# |
| | | | ±0.25pF | GJM0222C1E6R7CB01# | | | 8.1pF | ±0.05pF | GJM0222C1E8R1WB01# |
| | | | ±0.5pF | GJM0222C1E6R7DB01# | | | | ±0.1pF | GJM0222C1E8R1BB01# |
| | | 6.8pF | ±0.05pF | GJM0222C1E6R8WB01# | | | | ±0.25pF | GJM0222C1E8R1CB01# |
| | | | ±0.1pF | GJM0222C1E6R8BB01# | | | | ±0.5pF | GJM0222C1E8R1DB01# |
| | | | ±0.25pF | GJM0222C1E6R8CB01# | | | 8.2pF | ±0.05pF | GJM0222C1E8R2WB01# |
| | | | ±0.5pF | GJM0222C1E6R8DB01# | | | | ±0.1pF | GJM0222C1E8R2BB01# |
| | | 6.9pF | ±0.05pF | GJM0222C1E6R9WB01# | | | | ±0.25pF | GJM0222C1E8R2CB01# |
| | | | ±0.1pF | GJM0222C1E6R9BB01# | | | | ±0.5pF | GJM0222C1E8R2DB01# |
| | | | ±0.25pF | GJM0222C1E6R9CB01# | | | 8.3pF | ±0.05pF | GJM0222C1E8R3WB01# |
| | | | ±0.5pF | GJM0222C1E6R9DB01# | | | | ±0.1pF | GJM0222C1E8R3BB01# |
| | | 7.0pF | ±0.05pF | GJM0222C1E7R0WB01# | | | | ±0.25pF | GJM0222C1E8R3CB01# |
| | | | ±0.1pF | GJM0222C1E7R0BB01# | | | | ±0.5pF | GJM0222C1E8R3DB01# |
| | | | ±0.25pF | GJM0222C1E7R0CB01# | | | 8.4pF | ±0.05pF | GJM0222C1E8R4WB01# |
| | | | ±0.5pF | GJM0222C1E7R0DB01# | | | | ±0.1pF | GJM0222C1E8R4BB01# |
| | | 7.1pF | ±0.05pF | GJM0222C1E7R1WB01# | | | | ±0.25pF | GJM0222C1E8R4CB01# |
| | | | ±0.1pF | GJM0222C1E7R1BB01# | | | | ±0.5pF | GJM0222C1E8R4DB01# |
| | | | ±0.25pF | GJM0222C1E7R1CB01# | | | 8.5pF | ±0.05pF | GJM0222C1E8R5WB01# |
| | | | ±0.5pF | GJM0222C1E7R1DB01# | | | | ±0.1pF | GJM0222C1E8R5BB01# |
| | | 7.2pF | ±0.05pF | GJM0222C1E7R2WB01# | | | | ±0.25pF | GJM0222C1E8R5CB01# |
| | | | ±0.1pF | GJM0222C1E7R2BB01# | | | | ±0.5pF | GJM0222C1E8R5DB01# |
| | | | ±0.25pF | GJM0222C1E7R2CB01# | | | 8.6pF | ±0.05pF | GJM0222C1E8R6WB01# |
| | | | ±0.5pF | GJM0222C1E7R2DB01# | | | | ±0.1pF | GJM0222C1E8R6BB01# |
| | | 7.3pF | ±0.05pF | GJM0222C1E7R3WB01# | | | | ±0.25pF | GJM0222C1E8R6CB01# |
| | | | ±0.1pF | GJM0222C1E7R3BB01# | | | | ±0.5pF | GJM0222C1E8R6DB01# |
| | | | ±0.25pF | GJM0222C1E7R3CB01# | | | 8.7pF | ±0.05pF | GJM0222C1E8R7WB01# |
| | | | ±0.5pF | GJM0222C1E7R3DB01# | | | | ±0.1pF | GJM0222C1E8R7BB01# |
| | | 7.4pF | ±0.05pF | GJM0222C1E7R4WB01# | | | | ±0.25pF | GJM0222C1E8R7CB01# |
| | | | ±0.1pF | GJM0222C1E7R4BB01# | | | | ±0.5pF | GJM0222C1E8R7DB01# |
| | | | ±0.25pF | GJM0222C1E7R4CB01# | | | 8.8pF | ±0.05pF | GJM0222C1E8R8WB01# |
| | | | ±0.5pF | GJM0222C1E7R4DB01# | | | | ±0.1pF | GJM0222C1E8R8BB01# |
| | | 7.5pF | ±0.05pF | GJM0222C1E7R5WB01# | | | | ±0.25pF | GJM0222C1E8R8CB01# |

- GRM
- GR3
- GRJ
- GR4
- GJM
- GQM
- GGA2
- GGA3 GB
- GGA3 GD
- GGA3 GF
- LLL
- LLA
- LLM
- LLR
- NFM
- GJ4
- ZRA
- ZRB
- KRM
- KR3
- GMA
- GMD
- ⚠Caution /Notice

Part number # indicates the package specification code.

GJM Series Temperature Compensating Type High Q Part Number List

(→ 0.4×0.2mm)

| Rated Voltage | TC Code | Cap. | Tol. | Part Number | Rated Voltage | TC Code | Cap. | Tol. | Part Number | |
|---------------|--------------------|---------|--------------------|--------------------|---------------|--------------------|--------------------|--------------------|--------------------|--------------------|
| 25Vdc | CH | 8.8pF | ±0.5pF | GJM0222C1E8R8DB01# | 25Vdc | CH | 15pF | ±5% | GJM0222C1E150JB01# | |
| | | | ±0.05pF | GJM0222C1E8R9WB01# | | | | 16pF | ±2% | GJM0222C1E160GB01# |
| | | | ±0.1pF | GJM0222C1E8R9BB01# | | | ±5% | | GJM0222C1E160JB01# | |
| | | | ±0.25pF | GJM0222C1E8R9CB01# | | | 18pF | ±2% | GJM0222C1E180GB01# | |
| | | ±0.5pF | GJM0222C1E8R9DB01# | ±5% | | | | GJM0222C1E180JB01# | | |
| | | 9.0pF | ±0.05pF | GJM0222C1E9R0WB01# | | | 20pF | ±2% | GJM0222C1E200GB01# | |
| | | | ±0.1pF | GJM0222C1E9R0BB01# | | | | ±5% | GJM0222C1E200JB01# | |
| | | | ±0.25pF | GJM0222C1E9R0CB01# | | | 22pF | ±2% | GJM0222C1E220GB01# | |
| | | | ±0.5pF | GJM0222C1E9R0DB01# | | | | ±5% | GJM0222C1E220JB01# | |
| | | 9.1pF | ±0.05pF | GJM0222C1E9R1WB01# | | | CJ | 2.1pF | ±0.05pF | GJM0223C1E2R1WB01# |
| | | | ±0.1pF | GJM0222C1E9R1BB01# | | | | | ±0.1pF | GJM0223C1E2R1BB01# |
| | | | ±0.25pF | GJM0222C1E9R1CB01# | | | | | ±0.25pF | GJM0223C1E2R1CB01# |
| | | | ±0.5pF | GJM0222C1E9R1DB01# | | | | 2.2pF | ±0.05pF | GJM0223C1E2R2WB01# |
| | | ±0.05pF | GJM0222C1E9R2WB01# | ±0.1pF | | | | | GJM0223C1E2R2BB01# | |
| | | ±0.1pF | GJM0222C1E9R2BB01# | ±0.25pF | | | | | GJM0223C1E2R2CB01# | |
| | | ±0.25pF | GJM0222C1E9R2CB01# | 2.3pF | | | | ±0.05pF | GJM0223C1E2R3WB01# | |
| | | ±0.5pF | GJM0222C1E9R2DB01# | | | | | ±0.1pF | GJM0223C1E2R3BB01# | |
| | | ±0.25pF | GJM0222C1E9R3WB01# | | | | | ±0.25pF | GJM0223C1E2R3CB01# | |
| | | ±0.05pF | GJM0222C1E9R3BB01# | 2.4pF | | | | ±0.05pF | GJM0223C1E2R4WB01# | |
| | | ±0.1pF | GJM0222C1E9R3CB01# | | | | | ±0.1pF | GJM0223C1E2R4BB01# | |
| | | ±0.25pF | GJM0222C1E9R3DB01# | | | | | ±0.25pF | GJM0223C1E2R4CB01# | |
| | | ±0.5pF | GJM0222C1E9R3DB01# | 2.5pF | | | | ±0.05pF | GJM0223C1E2R5WB01# | |
| | | ±0.05pF | GJM0222C1E9R4WB01# | | | | | ±0.1pF | GJM0223C1E2R5BB01# | |
| | | ±0.1pF | GJM0222C1E9R4BB01# | | | | | ±0.25pF | GJM0223C1E2R5CB01# | |
| | | ±0.25pF | GJM0222C1E9R4CB01# | 2.6pF | | ±0.05pF | | GJM0223C1E2R6WB01# | | |
| | | ±0.5pF | GJM0222C1E9R4DB01# | | | ±0.1pF | | GJM0223C1E2R6BB01# | | |
| | | ±0.05pF | GJM0222C1E9R5WB01# | | | ±0.25pF | | GJM0223C1E2R6CB01# | | |
| | | ±0.1pF | GJM0222C1E9R5BB01# | 2.7pF | | ±0.05pF | | GJM0223C1E2R7WB01# | | |
| | | ±0.25pF | GJM0222C1E9R5CB01# | | | ±0.1pF | | GJM0223C1E2R7BB01# | | |
| | | ±0.5pF | GJM0222C1E9R5DB01# | | | ±0.25pF | | GJM0223C1E2R7CB01# | | |
| | | ±0.05pF | GJM0222C1E9R6WB01# | 2.8pF | | ±0.05pF | | GJM0223C1E2R8WB01# | | |
| | | ±0.1pF | GJM0222C1E9R6BB01# | | | ±0.1pF | | GJM0223C1E2R8BB01# | | |
| | | ±0.25pF | GJM0222C1E9R6CB01# | | | ±0.25pF | | GJM0223C1E2R8CB01# | | |
| | | ±0.5pF | GJM0222C1E9R6DB01# | 2.9pF | | ±0.05pF | GJM0223C1E2R9WB01# | | | |
| | | ±0.05pF | GJM0222C1E9R7WB01# | | | ±0.1pF | GJM0223C1E2R9BB01# | | | |
| | | ±0.1pF | GJM0222C1E9R7BB01# | | | ±0.25pF | GJM0223C1E2R9CB01# | | | |
| | | ±0.25pF | GJM0222C1E9R7CB01# | 3.0pF | | ±0.05pF | GJM0223C1E3R0WB01# | | | |
| | | ±0.5pF | GJM0222C1E9R7DB01# | | | ±0.1pF | GJM0223C1E3R0BB01# | | | |
| | | ±0.05pF | GJM0222C1E9R8WB01# | | | ±0.25pF | GJM0223C1E3R0CB01# | | | |
| | | ±0.1pF | GJM0222C1E9R8BB01# | 3.1pF | | ±0.05pF | GJM0223C1E3R1WB01# | | | |
| | | ±0.25pF | GJM0222C1E9R8CB01# | | | ±0.1pF | GJM0223C1E3R1BB01# | | | |
| | | ±0.5pF | GJM0222C1E9R8DB01# | | | ±0.25pF | GJM0223C1E3R1CB01# | | | |
| | | ±0.05pF | GJM0222C1E9R9WB01# | 3.2pF | | ±0.05pF | GJM0223C1E3R2WB01# | | | |
| | | ±0.1pF | GJM0222C1E9R9BB01# | | | ±0.1pF | GJM0223C1E3R2BB01# | | | |
| | | ±0.25pF | GJM0222C1E9R9CB01# | | | ±0.25pF | GJM0223C1E3R2CB01# | | | |
| | | ±0.5pF | GJM0222C1E9R9DB01# | 3.3pF | | ±0.05pF | GJM0223C1E3R3WB01# | | | |
| | | ±2% | GJM0222C1E100GB01# | | | ±0.1pF | GJM0223C1E3R3BB01# | | | |
| | | ±5% | GJM0222C1E100JB01# | 3.4pF | | ±0.05pF | GJM0223C1E3R4WB01# | | | |
| | | ±2% | GJM0222C1E110GB01# | | | ±0.1pF | GJM0223C1E3R4BB01# | | | |
| | | ±5% | GJM0222C1E110JB01# | 3.5pF | | ±0.05pF | GJM0223C1E3R5WB01# | | | |
| | | ±2% | GJM0222C1E120GB01# | | | ±0.1pF | GJM0223C1E3R5BB01# | | | |
| | | ±5% | GJM0222C1E120JB01# | ±0.25pF | | GJM0223C1E3R5CB01# | | | | |
| ±2% | GJM0222C1E130GB01# | 15pF | ±0.05pF | GJM0223C1E150GB01# | | | | | | |
| ±5% | GJM0222C1E130JB01# | | ±0.25pF | GJM0223C1E150CB01# | | | | | | |

- GRM
- GR3
- GRJ
- GR4
- GJM
- GQM
- GA2
- GA3 GB
- GA3 GD
- GA3 GF
- LLL
- LLA
- LLM
- LLR
- NFM
- GJ4
- ZRA
- ZRB
- KRM
- KR3
- GMA
- GMD
- ⚠Caution /Notice

Part number # indicates the package specification code.

GJM Series Temperature Compensating Type **High Q** Part Number List

(→ 0.4×0.2mm)

| Rated Voltage | TC Code | Cap. | Tol. | Part Number | | Rated Voltage | TC Code | Cap. | Tol. | Part Number | | |
|---------------|---------|--------------------|--------------------|--------------------|---------|--------------------|--------------------|--------------------|--------------------|--------------------|--------------------|-----------|
| 25Vdc | CJ | 3.6pF | ±0.05pF | GJM0223C1E3R6WB01# | | 25Vdc | CK | 1.8pF | ±0.25pF | GJM0224C1E1R8CB01# | | |
| | | | ±0.1pF | GJM0223C1E3R6BB01# | | | | | 1.9pF | ±0.05pF | GJM0224C1E1R9WB01# | |
| | | | ±0.25pF | GJM0223C1E3R6CB01# | | | | | | ±0.1pF | GJM0224C1E1R9BB01# | |
| | | 3.7pF | ±0.05pF | GJM0223C1E3R7WB01# | | | | ±0.25pF | | GJM0224C1E1R9CB01# | | |
| | | | ±0.1pF | GJM0223C1E3R7BB01# | | | | 2.0pF | ±0.05pF | GJM0224C1E2R0WB01# | | |
| | | | ±0.25pF | GJM0223C1E3R7CB01# | | | | | ±0.1pF | GJM0224C1E2R0BB01# | | |
| | | 3.8pF | ±0.05pF | GJM0223C1E3R8WB01# | | | | | ±0.25pF | GJM0224C1E2R0CB01# | | |
| | | | ±0.1pF | GJM0223C1E3R8BB01# | | | | X8G | 0.20pF | ±0.05pF | GJM0225G1ER20WB01# | D1 |
| | | | ±0.25pF | GJM0223C1E3R8CB01# | | | | | | ±0.1pF | GJM0225G1ER20BB01# | D1 |
| | | 3.9pF | ±0.05pF | GJM0223C1E3R9WB01# | | | | | 0.25pF | ±0.05pF | GJM0225G1ER25WB01# | D1 |
| | | | ±0.1pF | GJM0223C1E3R9BB01# | | | | | | ±0.1pF | GJM0225G1ER25BB01# | D1 |
| | | | ±0.25pF | GJM0223C1E3R9CB01# | | | | | 0.30pF | ±0.05pF | GJM0225G1ER30WB01# | D1 |
| | CK | 0.20pF | ±0.05pF | GJM0224C1ER20WB01# | | ±0.1pF | GJM0225G1ER30BB01# | | | D1 | | |
| | | | ±0.1pF | GJM0224C1ER20BB01# | | 0.35pF | ±0.05pF | | GJM0225G1ER35WB01# | D1 | | |
| | | 0.30pF | ±0.05pF | GJM0224C1ER30WB01# | | | ±0.1pF | | GJM0225G1ER35BB01# | D1 | | |
| | | | ±0.1pF | GJM0224C1ER30BB01# | | 0.40pF | ±0.05pF | | GJM0225G1ER40WB01# | D1 | | |
| | | 0.40pF | ±0.05pF | GJM0224C1ER40WB01# | | | ±0.1pF | | GJM0225G1ER40BB01# | D1 | | |
| | | | ±0.1pF | GJM0224C1ER40BB01# | | 0.45pF | ±0.05pF | | GJM0225G1ER45WB01# | D1 | | |
| | | 0.50pF | ±0.05pF | GJM0224C1ER50WB01# | | | ±0.1pF | | GJM0225G1ER45BB01# | D1 | | |
| | | | ±0.1pF | GJM0224C1ER50BB01# | | 0.50pF | ±0.05pF | GJM0225G1ER50WB01# | D1 | | | |
| | | 0.60pF | ±0.05pF | GJM0224C1ER60WB01# | | | ±0.1pF | GJM0225G1ER50BB01# | D1 | | | |
| | | | ±0.1pF | GJM0224C1ER60BB01# | | 0.55pF | ±0.05pF | GJM0225G1ER55WB01# | D1 | | | |
| | | 0.70pF | ±0.05pF | GJM0224C1ER70WB01# | | | ±0.1pF | GJM0225G1ER55BB01# | D1 | | | |
| | | | ±0.1pF | GJM0224C1ER70BB01# | | 0.60pF | ±0.05pF | GJM0225G1ER60WB01# | D1 | | | |
| | 0.80pF | ±0.05pF | GJM0224C1ER80WB01# | | ±0.1pF | | GJM0225G1ER60BB01# | D1 | | | | |
| | | ±0.1pF | GJM0224C1ER80BB01# | | 0.65pF | ±0.05pF | GJM0225G1ER65WB01# | D1 | | | | |
| | 0.90pF | ±0.05pF | GJM0224C1ER90WB01# | | | ±0.1pF | GJM0225G1ER65BB01# | D1 | | | | |
| | | ±0.1pF | GJM0224C1ER90BB01# | | 0.70pF | ±0.05pF | GJM0225G1ER70WB01# | D1 | | | | |
| | 1.0pF | ±0.05pF | GJM0224C1E1R0WB01# | | | ±0.1pF | GJM0225G1ER70BB01# | D1 | | | | |
| | | ±0.1pF | GJM0224C1E1R0BB01# | | 0.75pF | ±0.05pF | GJM0225G1ER75WB01# | D1 | | | | |
| | | ±0.25pF | GJM0224C1E1R0CB01# | | | ±0.1pF | GJM0225G1ER75BB01# | D1 | | | | |
| | 1.1pF | ±0.05pF | GJM0224C1E1R1WB01# | | 0.80pF | ±0.05pF | GJM0225G1ER80WB01# | D1 | | | | |
| | | ±0.1pF | GJM0224C1E1R1BB01# | | | ±0.1pF | GJM0225G1ER80BB01# | D1 | | | | |
| | | ±0.25pF | GJM0224C1E1R1CB01# | | 0.85pF | ±0.05pF | GJM0225G1ER85WB01# | D1 | | | | |
| | 1.2pF | ±0.05pF | GJM0224C1E1R2WB01# | | | ±0.1pF | GJM0225G1ER85BB01# | D1 | | | | |
| | | ±0.1pF | GJM0224C1E1R2BB01# | | 0.90pF | ±0.05pF | GJM0225G1ER90WB01# | D1 | | | | |
| ±0.25pF | | GJM0224C1E1R2CB01# | | ±0.1pF | | GJM0225G1ER90BB01# | D1 | | | | | |
| 1.3pF | ±0.05pF | GJM0224C1E1R3WB01# | | 0.95pF | ±0.05pF | GJM0225G1ER95WB01# | D1 | | | | | |
| | ±0.1pF | GJM0224C1E1R3BB01# | | | ±0.1pF | GJM0225G1ER95BB01# | D1 | | | | | |
| | ±0.25pF | GJM0224C1E1R3CB01# | | 1.0pF | ±0.05pF | GJM0225G1E1R0WB01# | D1 | | | | | |
| 1.4pF | ±0.05pF | GJM0224C1E1R4WB01# | | | ±0.1pF | GJM0225G1E1R0BB01# | D1 | | | | | |
| | ±0.1pF | GJM0224C1E1R4BB01# | | | ±0.25pF | GJM0225G1E1R0CB01# | D1 | | | | | |
| | ±0.25pF | GJM0224C1E1R4CB01# | | 1.1pF | ±0.05pF | GJM0225G1E1R1WB01# | D1 | | | | | |
| 1.5pF | ±0.05pF | GJM0224C1E1R5WB01# | | | ±0.1pF | GJM0225G1E1R1BB01# | D1 | | | | | |
| | ±0.1pF | GJM0224C1E1R5BB01# | | | ±0.25pF | GJM0225G1E1R1CB01# | D1 | | | | | |
| | ±0.25pF | GJM0224C1E1R5CB01# | | 1.2pF | ±0.05pF | GJM0225G1E1R2WB01# | D1 | | | | | |
| 1.6pF | ±0.05pF | GJM0224C1E1R6WB01# | | | ±0.1pF | GJM0225G1E1R2BB01# | D1 | | | | | |
| | ±0.1pF | GJM0224C1E1R6BB01# | | | ±0.25pF | GJM0225G1E1R2CB01# | D1 | | | | | |
| | ±0.25pF | GJM0224C1E1R6CB01# | | 1.3pF | ±0.05pF | GJM0225G1E1R3WB01# | D1 | | | | | |
| 1.7pF | ±0.05pF | GJM0224C1E1R7WB01# | | | ±0.1pF | GJM0225G1E1R3BB01# | D1 | | | | | |
| | ±0.1pF | GJM0224C1E1R7BB01# | | | ±0.25pF | GJM0225G1E1R3CB01# | D1 | | | | | |
| | ±0.25pF | GJM0224C1E1R7CB01# | | 1.4pF | ±0.05pF | GJM0225G1E1R4WB01# | D1 | | | | | |
| 1.8pF | ±0.05pF | GJM0224C1E1R8WB01# | | | ±0.1pF | GJM0225G1E1R4BB01# | D1 | | | | | |
| | ±0.1pF | GJM0224C1E1R8BB01# | | | ±0.25pF | GJM0225G1E1R4CB01# | D1 | | | | | |

- GRM
- GR3
- GRJ
- GR4
- GJM
- GQM
- GQJ
- GA2
- GA3 GB
- GA3 GD
- GA3 GF
- LLL
- LLA
- LLM
- LLR
- NFM
- GJ4
- ZRA
- ZRB
- KRM
- KR3
- GMA
- GMD
- ⚠Caution /Notice

Part number # indicates the package specification code.

GJM Series Temperature Compensating Type **High Q** Part Number List

(→ 0.4×0.2mm)

| Rated Voltage | TC Code | Cap. | Tol. | Part Number | | Rated Voltage | TC Code | Cap. | Tol. | Part Number | |
|---------------|---------|--------------------|-----------|--------------------|-----------|--------------------|-----------|-------|---------|--------------------|-----------|
| 25Vdc | X8G | 1.5pF | ±0.05pF | GJM0225G1E1R5WB01# | D1 | 25Vdc | X8G | 3.3pF | ±0.05pF | GJM0225G1E3R3WB01# | D1 |
| | | | ±0.1pF | GJM0225G1E1R5BB01# | D1 | | | | ±0.1pF | GJM0225G1E3R3BB01# | D1 |
| | | | ±0.25pF | GJM0225G1E1R5CB01# | D1 | | | | ±0.25pF | GJM0225G1E3R3CB01# | D1 |
| | | 1.6pF | ±0.05pF | GJM0225G1E1R6WB01# | D1 | | | 3.4pF | ±0.05pF | GJM0225G1E3R4WB01# | D1 |
| | | | ±0.1pF | GJM0225G1E1R6BB01# | D1 | | | | ±0.1pF | GJM0225G1E3R4BB01# | D1 |
| | | | ±0.25pF | GJM0225G1E1R6CB01# | D1 | | | | ±0.25pF | GJM0225G1E3R4CB01# | D1 |
| | | 1.7pF | ±0.05pF | GJM0225G1E1R7WB01# | D1 | | | 3.5pF | ±0.05pF | GJM0225G1E3R5WB01# | D1 |
| | | | ±0.1pF | GJM0225G1E1R7BB01# | D1 | | | | ±0.1pF | GJM0225G1E3R5BB01# | D1 |
| | | | ±0.25pF | GJM0225G1E1R7CB01# | D1 | | | | ±0.25pF | GJM0225G1E3R5CB01# | D1 |
| | | 1.8pF | ±0.05pF | GJM0225G1E1R8WB01# | D1 | | | 3.6pF | ±0.05pF | GJM0225G1E3R6WB01# | D1 |
| | | | ±0.1pF | GJM0225G1E1R8BB01# | D1 | | | | ±0.1pF | GJM0225G1E3R6BB01# | D1 |
| | | | ±0.25pF | GJM0225G1E1R8CB01# | D1 | | | | ±0.25pF | GJM0225G1E3R6CB01# | D1 |
| | | 1.9pF | ±0.05pF | GJM0225G1E1R9WB01# | D1 | | | 3.7pF | ±0.05pF | GJM0225G1E3R7WB01# | D1 |
| | | | ±0.1pF | GJM0225G1E1R9BB01# | D1 | | | | ±0.1pF | GJM0225G1E3R7BB01# | D1 |
| | | | ±0.25pF | GJM0225G1E1R9CB01# | D1 | | | | ±0.25pF | GJM0225G1E3R7CB01# | D1 |
| | | 2.0pF | ±0.05pF | GJM0225G1E2R0WB01# | D1 | | | 3.8pF | ±0.05pF | GJM0225G1E3R8WB01# | D1 |
| | | | ±0.1pF | GJM0225G1E2R0BB01# | D1 | | | | ±0.1pF | GJM0225G1E3R8BB01# | D1 |
| | | | ±0.25pF | GJM0225G1E2R0CB01# | D1 | | | | ±0.25pF | GJM0225G1E3R8CB01# | D1 |
| | | 2.1pF | ±0.05pF | GJM0225G1E2R1WB01# | D1 | | | 3.9pF | ±0.05pF | GJM0225G1E3R9WB01# | D1 |
| | | | ±0.1pF | GJM0225G1E2R1BB01# | D1 | | | | ±0.1pF | GJM0225G1E3R9BB01# | D1 |
| | | | ±0.25pF | GJM0225G1E2R1CB01# | D1 | | | | ±0.25pF | GJM0225G1E3R9CB01# | D1 |
| | | 2.2pF | ±0.05pF | GJM0225G1E2R2WB01# | D1 | | | 4.0pF | ±0.05pF | GJM0225G1E4R0WB01# | D1 |
| | | | ±0.1pF | GJM0225G1E2R2BB01# | D1 | | | | ±0.1pF | GJM0225G1E4R0BB01# | D1 |
| | | | ±0.25pF | GJM0225G1E2R2CB01# | D1 | | | | ±0.25pF | GJM0225G1E4R0CB01# | D1 |
| | | 2.3pF | ±0.05pF | GJM0225G1E2R3WB01# | D1 | | | 4.1pF | ±0.05pF | GJM0225G1E4R1WB01# | D1 |
| | | | ±0.1pF | GJM0225G1E2R3BB01# | D1 | | | | ±0.1pF | GJM0225G1E4R1BB01# | D1 |
| | | | ±0.25pF | GJM0225G1E2R3CB01# | D1 | | | | ±0.25pF | GJM0225G1E4R1CB01# | D1 |
| | | 2.4pF | ±0.05pF | GJM0225G1E2R4WB01# | D1 | | | 4.2pF | ±0.05pF | GJM0225G1E4R2WB01# | D1 |
| | | | ±0.1pF | GJM0225G1E2R4BB01# | D1 | | | | ±0.1pF | GJM0225G1E4R2BB01# | D1 |
| | | | ±0.25pF | GJM0225G1E2R4CB01# | D1 | | | | ±0.25pF | GJM0225G1E4R2CB01# | D1 |
| | | 2.5pF | ±0.05pF | GJM0225G1E2R5WB01# | D1 | | | 4.3pF | ±0.05pF | GJM0225G1E4R3WB01# | D1 |
| | | | ±0.1pF | GJM0225G1E2R5BB01# | D1 | | | | ±0.1pF | GJM0225G1E4R3BB01# | D1 |
| | | | ±0.25pF | GJM0225G1E2R5CB01# | D1 | | | | ±0.25pF | GJM0225G1E4R3CB01# | D1 |
| | | 2.6pF | ±0.05pF | GJM0225G1E2R6WB01# | D1 | | | 4.4pF | ±0.05pF | GJM0225G1E4R4WB01# | D1 |
| | | | ±0.1pF | GJM0225G1E2R6BB01# | D1 | | | | ±0.1pF | GJM0225G1E4R4BB01# | D1 |
| | | | ±0.25pF | GJM0225G1E2R6CB01# | D1 | | | | ±0.25pF | GJM0225G1E4R4CB01# | D1 |
| | | 2.7pF | ±0.05pF | GJM0225G1E2R7WB01# | D1 | | | 4.5pF | ±0.05pF | GJM0225G1E4R5WB01# | D1 |
| | | | ±0.1pF | GJM0225G1E2R7BB01# | D1 | | | | ±0.1pF | GJM0225G1E4R5BB01# | D1 |
| | | | ±0.25pF | GJM0225G1E2R7CB01# | D1 | | | | ±0.25pF | GJM0225G1E4R5CB01# | D1 |
| | | 2.8pF | ±0.05pF | GJM0225G1E2R8WB01# | D1 | | | 4.6pF | ±0.05pF | GJM0225G1E4R6WB01# | D1 |
| | | | ±0.1pF | GJM0225G1E2R8BB01# | D1 | | | | ±0.1pF | GJM0225G1E4R6BB01# | D1 |
| | | | ±0.25pF | GJM0225G1E2R8CB01# | D1 | | | | ±0.25pF | GJM0225G1E4R6CB01# | D1 |
| | | 2.9pF | ±0.05pF | GJM0225G1E2R9WB01# | D1 | | | 4.7pF | ±0.05pF | GJM0225G1E4R7WB01# | D1 |
| | | | ±0.1pF | GJM0225G1E2R9BB01# | D1 | | | | ±0.1pF | GJM0225G1E4R7BB01# | D1 |
| | | | ±0.25pF | GJM0225G1E2R9CB01# | D1 | | | | ±0.25pF | GJM0225G1E4R7CB01# | D1 |
| | | 3.0pF | ±0.05pF | GJM0225G1E3R0WB01# | D1 | | | 4.8pF | ±0.05pF | GJM0225G1E4R8WB01# | D1 |
| | | | ±0.1pF | GJM0225G1E3R0BB01# | D1 | | | | ±0.1pF | GJM0225G1E4R8BB01# | D1 |
| | | | ±0.25pF | GJM0225G1E3R0CB01# | D1 | | | | ±0.25pF | GJM0225G1E4R8CB01# | D1 |
| 3.1pF | ±0.05pF | GJM0225G1E3R1WB01# | D1 | 4.9pF | ±0.05pF | GJM0225G1E4R9WB01# | D1 | | | | |
| | ±0.1pF | GJM0225G1E3R1BB01# | D1 | | ±0.1pF | GJM0225G1E4R9BB01# | D1 | | | | |
| | ±0.25pF | GJM0225G1E3R1CB01# | D1 | | ±0.25pF | GJM0225G1E4R9CB01# | D1 | | | | |
| 3.2pF | ±0.05pF | GJM0225G1E3R2WB01# | D1 | 5.0pF | ±0.05pF | GJM0225G1E5R0WB01# | D1 | | | | |
| | ±0.1pF | GJM0225G1E3R2BB01# | D1 | | ±0.1pF | GJM0225G1E5R0BB01# | D1 | | | | |
| | ±0.25pF | GJM0225G1E3R2CB01# | D1 | | ±0.25pF | GJM0225G1E5R0CB01# | D1 | | | | |

Part number # indicates the package specification code.

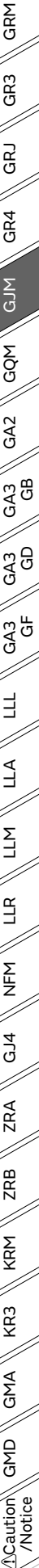
GRM
 GR3
 GRJ
 GR4
 GJM
 GQM
 GA2
 GA3 GB
 GA3 GD
 GA3 GF
 LLL
 LLA
 LLM
 LLR
 NFM
 GJ4
 ZRA
 ZRB
 KRM
 KR3
 GMA
 GMD
 △Caution /Notice

GJM Series Temperature Compensating Type **High Q** Part Number List

(→ 0.4×0.2mm)

| Rated Voltage | TC Code | Cap. | Tol. | Part Number | | Rated Voltage | TC Code | Cap. | Tol. | Part Number | | |
|---------------|---------|-------|---------|--------------------|-----------|---------------|---------|---------|---------|--------------------|--------------------|-----------|
| 25Vdc | X8G | 5.1pF | ±0.05pF | GJM0225G1E5R1WB01# | D1 | 25Vdc | X8G | 6.4pF | ±0.25pF | GJM0225G1E6R4CB01# | D1 | |
| | | | ±0.1pF | GJM0225G1E5R1BB01# | D1 | | | | ±0.5pF | GJM0225G1E6R4DB01# | D1 | |
| | | | ±0.25pF | GJM0225G1E5R1CB01# | D1 | | | | 6.5pF | ±0.05pF | GJM0225G1E6R5WB01# | D1 |
| | | | ±0.5pF | GJM0225G1E5R1DB01# | D1 | | | | | ±0.1pF | GJM0225G1E6R5BB01# | D1 |
| | | 5.2pF | ±0.05pF | GJM0225G1E5R2WB01# | D1 | | | ±0.25pF | | GJM0225G1E6R5CB01# | D1 | |
| | | | ±0.1pF | GJM0225G1E5R2BB01# | D1 | | | ±0.5pF | | GJM0225G1E6R5DB01# | D1 | |
| | | | ±0.25pF | GJM0225G1E5R2CB01# | D1 | | | 6.6pF | ±0.05pF | GJM0225G1E6R6WB01# | D1 | |
| | | | ±0.5pF | GJM0225G1E5R2DB01# | D1 | | | | ±0.1pF | GJM0225G1E6R6BB01# | D1 | |
| | | 5.3pF | ±0.05pF | GJM0225G1E5R3WB01# | D1 | | | | ±0.25pF | GJM0225G1E6R6CB01# | D1 | |
| | | | ±0.1pF | GJM0225G1E5R3BB01# | D1 | | | | ±0.5pF | GJM0225G1E6R6DB01# | D1 | |
| | | | ±0.25pF | GJM0225G1E5R3CB01# | D1 | | | 6.7pF | ±0.05pF | GJM0225G1E6R7WB01# | D1 | |
| | | | ±0.5pF | GJM0225G1E5R3DB01# | D1 | | | | ±0.1pF | GJM0225G1E6R7BB01# | D1 | |
| | | 5.4pF | ±0.05pF | GJM0225G1E5R4WB01# | D1 | | | | ±0.25pF | GJM0225G1E6R7CB01# | D1 | |
| | | | ±0.1pF | GJM0225G1E5R4BB01# | D1 | | | | ±0.5pF | GJM0225G1E6R7DB01# | D1 | |
| | | | ±0.25pF | GJM0225G1E5R4CB01# | D1 | | | 6.8pF | ±0.05pF | GJM0225G1E6R8WB01# | D1 | |
| | | | ±0.5pF | GJM0225G1E5R4DB01# | D1 | | | | ±0.1pF | GJM0225G1E6R8BB01# | D1 | |
| | | 5.5pF | ±0.05pF | GJM0225G1E5R5WB01# | D1 | | | | ±0.25pF | GJM0225G1E6R8CB01# | D1 | |
| | | | ±0.1pF | GJM0225G1E5R5BB01# | D1 | | | | ±0.5pF | GJM0225G1E6R8DB01# | D1 | |
| | | | ±0.25pF | GJM0225G1E5R5CB01# | D1 | | | 6.9pF | ±0.05pF | GJM0225G1E6R9WB01# | D1 | |
| | | | ±0.5pF | GJM0225G1E5R5DB01# | D1 | | | | ±0.1pF | GJM0225G1E6R9BB01# | D1 | |
| | | 5.6pF | ±0.05pF | GJM0225G1E5R6WB01# | D1 | | | | ±0.25pF | GJM0225G1E6R9CB01# | D1 | |
| | | | ±0.1pF | GJM0225G1E5R6BB01# | D1 | | | | ±0.5pF | GJM0225G1E6R9DB01# | D1 | |
| | | | ±0.25pF | GJM0225G1E5R6CB01# | D1 | | | 7.0pF | ±0.05pF | GJM0225G1E7R0WB01# | D1 | |
| | | | ±0.5pF | GJM0225G1E5R6DB01# | D1 | | | | ±0.1pF | GJM0225G1E7R0BB01# | D1 | |
| | | 5.7pF | ±0.05pF | GJM0225G1E5R7WB01# | D1 | | | | ±0.25pF | GJM0225G1E7R0CB01# | D1 | |
| | | | ±0.1pF | GJM0225G1E5R7BB01# | D1 | | | | ±0.5pF | GJM0225G1E7R0DB01# | D1 | |
| | | | ±0.25pF | GJM0225G1E5R7CB01# | D1 | | | 7.1pF | ±0.05pF | GJM0225G1E7R1WB01# | D1 | |
| | | | ±0.5pF | GJM0225G1E5R7DB01# | D1 | | | | ±0.1pF | GJM0225G1E7R1BB01# | D1 | |
| | | 5.8pF | ±0.05pF | GJM0225G1E5R8WB01# | D1 | | | | ±0.25pF | GJM0225G1E7R1CB01# | D1 | |
| | | | ±0.1pF | GJM0225G1E5R8BB01# | D1 | | | | ±0.5pF | GJM0225G1E7R1DB01# | D1 | |
| | | | ±0.25pF | GJM0225G1E5R8CB01# | D1 | | | 7.2pF | ±0.05pF | GJM0225G1E7R2WB01# | D1 | |
| | | | ±0.5pF | GJM0225G1E5R8DB01# | D1 | | | | ±0.1pF | GJM0225G1E7R2BB01# | D1 | |
| | | 5.9pF | ±0.05pF | GJM0225G1E5R9WB01# | D1 | | | | ±0.25pF | GJM0225G1E7R2CB01# | D1 | |
| | | | ±0.1pF | GJM0225G1E5R9BB01# | D1 | | | | ±0.5pF | GJM0225G1E7R2DB01# | D1 | |
| | | | ±0.25pF | GJM0225G1E5R9CB01# | D1 | | | 7.3pF | ±0.05pF | GJM0225G1E7R3WB01# | D1 | |
| | | | ±0.5pF | GJM0225G1E5R9DB01# | D1 | | | | ±0.1pF | GJM0225G1E7R3BB01# | D1 | |
| | | 6.0pF | ±0.05pF | GJM0225G1E6R0WB01# | D1 | | | | ±0.25pF | GJM0225G1E7R3CB01# | D1 | |
| | | | ±0.1pF | GJM0225G1E6R0BB01# | D1 | | | | ±0.5pF | GJM0225G1E7R3DB01# | D1 | |
| | | | ±0.25pF | GJM0225G1E6R0CB01# | D1 | | | 7.4pF | ±0.05pF | GJM0225G1E7R4WB01# | D1 | |
| | | | ±0.5pF | GJM0225G1E6R0DB01# | D1 | | | | ±0.1pF | GJM0225G1E7R4BB01# | D1 | |
| | | 6.1pF | ±0.05pF | GJM0225G1E6R1WB01# | D1 | | | | ±0.25pF | GJM0225G1E7R4CB01# | D1 | |
| | | | ±0.1pF | GJM0225G1E6R1BB01# | D1 | | | | ±0.5pF | GJM0225G1E7R4DB01# | D1 | |
| | | | ±0.25pF | GJM0225G1E6R1CB01# | D1 | | | 7.5pF | ±0.05pF | GJM0225G1E7R5WB01# | D1 | |
| | | | ±0.5pF | GJM0225G1E6R1DB01# | D1 | | | | ±0.1pF | GJM0225G1E7R5BB01# | D1 | |
| | | 6.2pF | ±0.05pF | GJM0225G1E6R2WB01# | D1 | | | | ±0.25pF | GJM0225G1E7R5CB01# | D1 | |
| | | | ±0.1pF | GJM0225G1E6R2BB01# | D1 | | | | ±0.5pF | GJM0225G1E7R5DB01# | D1 | |
| | | | ±0.25pF | GJM0225G1E6R2CB01# | D1 | | | 7.6pF | ±0.05pF | GJM0225G1E7R6WB01# | D1 | |
| | | | ±0.5pF | GJM0225G1E6R2DB01# | D1 | | | | ±0.1pF | GJM0225G1E7R6BB01# | D1 | |
| | | 6.3pF | ±0.05pF | GJM0225G1E6R3WB01# | D1 | | | | ±0.25pF | GJM0225G1E7R6CB01# | D1 | |
| | | | ±0.1pF | GJM0225G1E6R3BB01# | D1 | | | | ±0.5pF | GJM0225G1E7R6DB01# | D1 | |
| | | | ±0.25pF | GJM0225G1E6R3CB01# | D1 | | | 7.7pF | ±0.05pF | GJM0225G1E7R7WB01# | D1 | |
| | | | ±0.5pF | GJM0225G1E6R3DB01# | D1 | | | | ±0.1pF | GJM0225G1E7R7BB01# | D1 | |
| | | 6.4pF | ±0.05pF | GJM0225G1E6R4WB01# | D1 | | | | ±0.25pF | GJM0225G1E7R7CB01# | D1 | |
| | | | ±0.1pF | GJM0225G1E6R4BB01# | D1 | | | | ±0.5pF | GJM0225G1E7R7DB01# | D1 | |

Part number # indicates the package specification code.

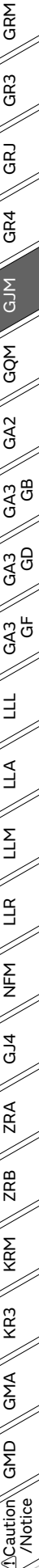


GJM Series Temperature Compensating Type **High Q** Part Number List

(→ 0.4×0.2mm)

| Rated Voltage | TC Code | Cap. | Tol. | Part Number | | Rated Voltage | TC Code | Cap. | Tol. | Part Number | | |
|---------------|---------|---------|--------------------|--------------------|-----------|---------------|---------|-------|--------------------|--------------------|--------------------|-----------|
| 25Vdc | X8G | 7.8pF | ±0.05pF | GJM0225G1E7R8WB01# | D1 | 25Vdc | X8G | 9.1pF | ±0.25pF | GJM0225G1E9R1CB01# | D1 | |
| | | | ±0.1pF | GJM0225G1E7R8BB01# | D1 | | | | ±0.5pF | GJM0225G1E9R1DB01# | D1 | |
| | | | ±0.25pF | GJM0225G1E7R8CB01# | D1 | | | 9.2pF | ±0.05pF | GJM0225G1E9R2WB01# | D1 | |
| | | | ±0.5pF | GJM0225G1E7R8DB01# | D1 | | | | ±0.1pF | GJM0225G1E9R2BB01# | D1 | |
| | | ±0.05pF | GJM0225G1E7R9WB01# | D1 | ±0.25pF | | | | GJM0225G1E9R2CB01# | D1 | | |
| | | ±0.1pF | GJM0225G1E7R9BB01# | D1 | ±0.5pF | | | | GJM0225G1E9R2DB01# | D1 | | |
| | | 7.9pF | ±0.25pF | GJM0225G1E7R9CB01# | D1 | | | 9.3pF | ±0.05pF | GJM0225G1E9R3WB01# | D1 | |
| | | | ±0.5pF | GJM0225G1E7R9DB01# | D1 | | | | ±0.1pF | GJM0225G1E9R3BB01# | D1 | |
| | | | ±0.05pF | GJM0225G1E8R0WB01# | D1 | | | | ±0.25pF | GJM0225G1E9R3CB01# | D1 | |
| | | | ±0.1pF | GJM0225G1E8R0BB01# | D1 | | | | ±0.5pF | GJM0225G1E9R3DB01# | D1 | |
| | | 8.0pF | ±0.25pF | GJM0225G1E8R0CB01# | D1 | | | 9.4pF | ±0.05pF | GJM0225G1E9R4WB01# | D1 | |
| | | | ±0.5pF | GJM0225G1E8R0DB01# | D1 | | | | ±0.1pF | GJM0225G1E9R4BB01# | D1 | |
| | | | ±0.05pF | GJM0225G1E8R1WB01# | D1 | | | | ±0.25pF | GJM0225G1E9R4CB01# | D1 | |
| | | | ±0.1pF | GJM0225G1E8R1BB01# | D1 | | | | ±0.5pF | GJM0225G1E9R4DB01# | D1 | |
| | | 8.1pF | ±0.25pF | GJM0225G1E8R1CB01# | D1 | | | 9.5pF | ±0.05pF | GJM0225G1E9R5WB01# | D1 | |
| | | | ±0.5pF | GJM0225G1E8R1DB01# | D1 | | | | ±0.1pF | GJM0225G1E9R5BB01# | D1 | |
| | | | ±0.05pF | GJM0225G1E8R2WB01# | D1 | | | | ±0.25pF | GJM0225G1E9R5CB01# | D1 | |
| | | | ±0.1pF | GJM0225G1E8R2BB01# | D1 | | | | ±0.5pF | GJM0225G1E9R5DB01# | D1 | |
| | | 8.2pF | ±0.25pF | GJM0225G1E8R2CB01# | D1 | | | 9.6pF | ±0.05pF | GJM0225G1E9R6WB01# | D1 | |
| | | | ±0.5pF | GJM0225G1E8R2DB01# | D1 | | | | ±0.1pF | GJM0225G1E9R6BB01# | D1 | |
| | | | ±0.05pF | GJM0225G1E8R3WB01# | D1 | | | | ±0.25pF | GJM0225G1E9R6CB01# | D1 | |
| | | | ±0.1pF | GJM0225G1E8R3BB01# | D1 | | | | ±0.5pF | GJM0225G1E9R6DB01# | D1 | |
| | | 8.3pF | ±0.25pF | GJM0225G1E8R3CB01# | D1 | | | 9.7pF | ±0.05pF | GJM0225G1E9R7WB01# | D1 | |
| | | | ±0.5pF | GJM0225G1E8R3DB01# | D1 | | | | ±0.1pF | GJM0225G1E9R7BB01# | D1 | |
| | | | ±0.05pF | GJM0225G1E8R4WB01# | D1 | | | | ±0.25pF | GJM0225G1E9R7CB01# | D1 | |
| | | | ±0.1pF | GJM0225G1E8R4BB01# | D1 | | | | ±0.5pF | GJM0225G1E9R7DB01# | D1 | |
| | | 8.4pF | ±0.25pF | GJM0225G1E8R4CB01# | D1 | | | 9.8pF | ±0.05pF | GJM0225G1E9R8WB01# | D1 | |
| | | | ±0.5pF | GJM0225G1E8R4DB01# | D1 | | | | ±0.1pF | GJM0225G1E9R8BB01# | D1 | |
| | | | ±0.05pF | GJM0225G1E8R5WB01# | D1 | | | | ±0.25pF | GJM0225G1E9R8CB01# | D1 | |
| | | | ±0.1pF | GJM0225G1E8R5BB01# | D1 | | | | ±0.5pF | GJM0225G1E9R8DB01# | D1 | |
| | | 8.5pF | ±0.25pF | GJM0225G1E8R5CB01# | D1 | | | 9.9pF | ±0.05pF | GJM0225G1E9R9WB01# | D1 | |
| | | | ±0.5pF | GJM0225G1E8R5DB01# | D1 | | | | ±0.1pF | GJM0225G1E9R9BB01# | D1 | |
| | | | ±0.05pF | GJM0225G1E8R6WB01# | D1 | | | | ±0.25pF | GJM0225G1E9R9CB01# | D1 | |
| | | | ±0.1pF | GJM0225G1E8R6BB01# | D1 | | | | ±0.5pF | GJM0225G1E9R9DB01# | D1 | |
| | | 8.6pF | ±0.25pF | GJM0225G1E8R6CB01# | D1 | | | 10pF | ±2% | GJM0225G1E100GB01# | D1 | |
| | | | ±0.5pF | GJM0225G1E8R6DB01# | D1 | | | | ±5% | GJM0225G1E100JB01# | D1 | |
| | | | ±0.05pF | GJM0225G1E8R7WB01# | D1 | | | | 11pF | ±2% | GJM0225G1E110GB01# | D1 |
| | | | ±0.1pF | GJM0225G1E8R7BB01# | D1 | | | | | ±5% | GJM0225G1E110JB01# | D1 |
| | | 8.7pF | ±0.25pF | GJM0225G1E8R7CB01# | D1 | | | 12pF | ±2% | GJM0225G1E120GB01# | D1 | |
| | | | ±0.5pF | GJM0225G1E8R7DB01# | D1 | | | | ±5% | GJM0225G1E120JB01# | D1 | |
| | | | ±0.05pF | GJM0225G1E8R8WB01# | D1 | | | 13pF | ±2% | GJM0225G1E130GB01# | D1 | |
| | | | ±0.1pF | GJM0225G1E8R8BB01# | D1 | | | | ±5% | GJM0225G1E130JB01# | D1 | |
| | | 8.8pF | ±0.25pF | GJM0225G1E8R8CB01# | D1 | | | 14pF | ±2% | GJM0225G1E140GB01# | D1 | |
| | | | ±0.5pF | GJM0225G1E8R8DB01# | D1 | | | | ±5% | GJM0225G1E140JB01# | D1 | |
| | | | ±0.05pF | GJM0225G1E8R9WB01# | D1 | | | 15pF | ±2% | GJM0225G1E150GB01# | D1 | |
| | | | ±0.1pF | GJM0225G1E8R9BB01# | D1 | | | | ±5% | GJM0225G1E150JB01# | D1 | |
| | | 8.9pF | ±0.25pF | GJM0225G1E8R9CB01# | D1 | | | 16pF | ±2% | GJM0225G1E160GB01# | D1 | |
| | | | ±0.5pF | GJM0225G1E8R9DB01# | D1 | | | | ±5% | GJM0225G1E160JB01# | D1 | |
| | | | ±0.05pF | GJM0225G1E9R0WB01# | D1 | | | 17pF | ±2% | GJM0225G1E170GB01# | D1 | |
| | | | ±0.1pF | GJM0225G1E9R0BB01# | D1 | | | | ±5% | GJM0225G1E170JB01# | D1 | |
| | | 9.0pF | ±0.25pF | GJM0225G1E9R0CB01# | D1 | | | 18pF | ±2% | GJM0225G1E180GB01# | D1 | |
| | | | ±0.5pF | GJM0225G1E9R0DB01# | D1 | | | | ±5% | GJM0225G1E180JB01# | D1 | |
| | | | ±0.05pF | GJM0225G1E9R1WB01# | D1 | | | 19pF | ±2% | GJM0225G1E190GB01# | D1 | |
| | | | ±0.1pF | GJM0225G1E9R1BB01# | D1 | | | | ±5% | GJM0225G1E190JB01# | D1 | |

Part number # indicates the package specification code.



GJM Series Temperature Compensating Type **High Q** Part Number List

(→ 0.4×0.2mm)

| Rated Voltage | TC Code | Cap. | Tol. | Part Number | | Rated Voltage | TC Code | Cap. | Tol. | Part Number | | |
|---------------|---------|--------------------|------|--------------------|-----------|--------------------|--------------------|--------------------|--------------------|--------------------|--------------------|--------------------|
| 25Vdc | X8G | 20pF | ±2% | GJM0225G1E200GB01# | D1 | 16Vdc | COG | 2.0pF | ±0.25pF | GJM0225C1C2R0CB01# | | |
| | | | ±5% | GJM0225G1E200JB01# | D1 | | | | 2.1pF | ±0.05pF | GJM0225C1C2R1WB01# | |
| | | 21pF | ±2% | GJM0225G1E210GB01# | D1 | | | ±0.1pF | | GJM0225C1C2R1BB01# | | |
| | | | ±5% | GJM0225G1E210JB01# | D1 | | | | 2.2pF | ±0.25pF | GJM0225C1C2R1CB01# | |
| | | 22pF | ±2% | GJM0225G1E220GB01# | D1 | | | ±0.05pF | | GJM0225C1C2R2WB01# | | |
| | | | ±5% | GJM0225G1E220JB01# | D1 | | | | ±0.1pF | GJM0225C1C2R2BB01# | | |
| | | 16Vdc | COG | 0.20pF | ±0.05pF | | | GJM0225C1CR20WB01# | | | ±0.25pF | GJM0225C1C2R2CB01# |
| | | | | | ±0.1pF | | | GJM0225C1CR20BB01# | | 2.3pF | | ±0.05pF |
| | | | | 0.30pF | ±0.05pF | | | GJM0225C1CR30WB01# | | | ±0.1pF | GJM0225C1C2R3BB01# |
| | | | | | ±0.1pF | | | GJM0225C1CR30BB01# | | ±0.25pF | | GJM0225C1C2R3CB01# |
| 0.40pF | ±0.05pF | | | GJM0225C1CR40WB01# | | 2.4pF | ±0.05pF | GJM0225C1C2R4WB01# | | | | |
| | ±0.1pF | | | GJM0225C1CR40BB01# | | | ±0.1pF | GJM0225C1C2R4BB01# | | | | |
| 0.50pF | ±0.05pF | | | GJM0225C1CR50WB01# | | ±0.25pF | | GJM0225C1C2R4CB01# | | | | |
| | ±0.1pF | | | GJM0225C1CR50BB01# | | | 2.5pF | ±0.05pF | GJM0225C1C2R5WB01# | | | |
| 0.60pF | ±0.05pF | | | GJM0225C1CR60WB01# | | ±0.1pF | | GJM0225C1C2R5BB01# | | | | |
| | ±0.1pF | | | GJM0225C1CR60BB01# | | | ±0.25pF | GJM0225C1C2R5CB01# | | | | |
| 0.70pF | ±0.05pF | | | GJM0225C1CR70WB01# | | 2.6pF | | ±0.05pF | GJM0225C1C2R6WB01# | | | |
| | ±0.1pF | | | GJM0225C1CR70BB01# | | | ±0.1pF | GJM0225C1C2R6BB01# | | | | |
| 0.80pF | ±0.05pF | | | GJM0225C1CR80WB01# | | ±0.25pF | | GJM0225C1C2R6CB01# | | | | |
| | ±0.1pF | | | GJM0225C1CR80BB01# | | | 2.7pF | ±0.05pF | GJM0225C1C2R7WB01# | | | |
| 0.90pF | ±0.05pF | | | GJM0225C1CR90WB01# | | ±0.1pF | | GJM0225C1C2R7BB01# | | | | |
| | ±0.1pF | | | GJM0225C1CR90BB01# | | | ±0.25pF | GJM0225C1C2R7CB01# | | | | |
| 1.0pF | ±0.05pF | | | GJM0225C1C1R0WB01# | | 2.8pF | | ±0.05pF | GJM0225C1C2R8WB01# | | | |
| | ±0.1pF | | | GJM0225C1C1R0BB01# | | | ±0.1pF | GJM0225C1C2R8BB01# | | | | |
| | ±0.25pF | | | GJM0225C1C1R0CB01# | | | | ±0.25pF | GJM0225C1C2R8CB01# | | | |
| 1.1pF | ±0.05pF | | | GJM0225C1C1R1WB01# | | 2.9pF | ±0.05pF | | GJM0225C1C2R9WB01# | | | |
| | ±0.1pF | | | GJM0225C1C1R1BB01# | | | ±0.1pF | GJM0225C1C2R9BB01# | | | | |
| | ±0.25pF | | | GJM0225C1C1R1CB01# | | | | ±0.25pF | GJM0225C1C2R9CB01# | | | |
| 1.2pF | ±0.05pF | | | GJM0225C1C1R2WB01# | | 3.0pF | ±0.05pF | | GJM0225C1C3R0WB01# | | | |
| | ±0.1pF | | | GJM0225C1C1R2BB01# | | | ±0.1pF | GJM0225C1C3R0BB01# | | | | |
| | ±0.25pF | | | GJM0225C1C1R2CB01# | | | | ±0.25pF | GJM0225C1C3R0CB01# | | | |
| 1.3pF | ±0.05pF | | | GJM0225C1C1R3WB01# | | 3.1pF | ±0.05pF | | GJM0225C1C3R1WB01# | | | |
| | ±0.1pF | | | GJM0225C1C1R3BB01# | | | ±0.1pF | GJM0225C1C3R1BB01# | | | | |
| | ±0.25pF | | | GJM0225C1C1R3CB01# | | | | ±0.25pF | GJM0225C1C3R1CB01# | | | |
| 1.4pF | ±0.05pF | | | GJM0225C1C1R4WB01# | | 3.2pF | ±0.05pF | | GJM0225C1C3R2WB01# | | | |
| | ±0.1pF | | | GJM0225C1C1R4BB01# | | | ±0.1pF | GJM0225C1C3R2BB01# | | | | |
| | ±0.25pF | | | GJM0225C1C1R4CB01# | | | | ±0.25pF | GJM0225C1C3R2CB01# | | | |
| 1.5pF | ±0.05pF | | | GJM0225C1C1R5WB01# | | 3.3pF | ±0.05pF | | GJM0225C1C3R3WB01# | | | |
| | ±0.1pF | | | GJM0225C1C1R5BB01# | | | ±0.1pF | GJM0225C1C3R3BB01# | | | | |
| | ±0.25pF | | | GJM0225C1C1R5CB01# | | | | ±0.25pF | GJM0225C1C3R3CB01# | | | |
| 1.6pF | ±0.05pF | | | GJM0225C1C1R6WB01# | | 3.4pF | ±0.05pF | | GJM0225C1C3R4WB01# | | | |
| | ±0.1pF | | | GJM0225C1C1R6BB01# | | | ±0.1pF | GJM0225C1C3R4BB01# | | | | |
| | ±0.25pF | | | GJM0225C1C1R6CB01# | | | | ±0.25pF | GJM0225C1C3R4CB01# | | | |
| 1.7pF | ±0.05pF | | | GJM0225C1C1R7WB01# | | 3.5pF | ±0.05pF | | GJM0225C1C3R5WB01# | | | |
| | ±0.1pF | | | GJM0225C1C1R7BB01# | | | ±0.1pF | GJM0225C1C3R5BB01# | | | | |
| | ±0.25pF | | | GJM0225C1C1R7CB01# | | | | ±0.25pF | GJM0225C1C3R5CB01# | | | |
| 1.8pF | ±0.05pF | GJM0225C1C1R8WB01# | | 3.6pF | ±0.05pF | GJM0225C1C3R6WB01# | | | | | | |
| | ±0.1pF | GJM0225C1C1R8BB01# | | | ±0.1pF | GJM0225C1C3R6BB01# | | | | | | |
| | ±0.25pF | GJM0225C1C1R8CB01# | | | | ±0.25pF | GJM0225C1C3R6CB01# | | | | | |
| 1.9pF | ±0.05pF | GJM0225C1C1R9WB01# | | 3.7pF | ±0.05pF | | GJM0225C1C3R7WB01# | | | | | |
| | ±0.1pF | GJM0225C1C1R9BB01# | | | ±0.1pF | GJM0225C1C3R7BB01# | | | | | | |
| | ±0.25pF | GJM0225C1C1R9CB01# | | | | ±0.25pF | GJM0225C1C3R7CB01# | | | | | |
| 2.0pF | ±0.05pF | GJM0225C1C2R0WB01# | | 3.8pF | ±0.05pF | | GJM0225C1C3R8WB01# | | | | | |
| | ±0.1pF | GJM0225C1C2R0BB01# | | | ±0.1pF | GJM0225C1C3R8BB01# | | | | | | |

- GRM
- GR3
- GRJ
- GR4
- GJM
- GQM
- GGA2
- GGA3 GB
- GGA3 GD
- GGA3 GF
- LLL
- LLA
- LLM
- LLR
- NFM
- GJ4
- ZRA
- ZRB
- KRM
- KR3
- GMA
- GMD
- ⚠Caution /Notice

Part number # indicates the package specification code.

GJM Series Temperature Compensating Type High Q Part Number List

(→ 0.4×0.2mm)

| Rated Voltage | TC Code | Cap. | Tol. | Part Number | Rated Voltage | TC Code | Cap. | Tol. | Part Number |
|---------------|---------|---------|--------------------|--------------------|---------------|---------|--------------------|--------------------|--------------------|
| 16Vdc | COG | 3.8pF | ±0.25pF | GJM0225C1C3R8CB01# | 16Vdc | COG | 5.5pF | ±0.1pF | GJM0225C1C5R5BB01# |
| | | | ±0.05pF | GJM0225C1C3R9WB01# | | | | ±0.25pF | GJM0225C1C5R5CB01# |
| | | | ±0.1pF | GJM0225C1C3R9BB01# | | | | ±0.5pF | GJM0225C1C5R5DB01# |
| | | ±0.25pF | GJM0225C1C3R9CB01# | 5.6pF | | | ±0.05pF | GJM0225C1C5R6WB01# | |
| | | 4.0pF | ±0.05pF | | | | GJM0225C1C4R0WB01# | ±0.1pF | GJM0225C1C5R6BB01# |
| | | | ±0.1pF | | | | GJM0225C1C4R0BB01# | ±0.25pF | GJM0225C1C5R6CB01# |
| | | | ±0.25pF | GJM0225C1C4R0CB01# | | | ±0.5pF | GJM0225C1C5R6DB01# | |
| | | 4.1pF | ±0.05pF | GJM0225C1C4R1WB01# | | | 5.7pF | ±0.05pF | GJM0225C1C5R7WB01# |
| | | | ±0.1pF | GJM0225C1C4R1BB01# | | | | ±0.1pF | GJM0225C1C5R7BB01# |
| | | | ±0.25pF | GJM0225C1C4R1CB01# | | | | ±0.25pF | GJM0225C1C5R7CB01# |
| | | 4.2pF | ±0.05pF | GJM0225C1C4R2WB01# | | | 5.8pF | ±0.05pF | GJM0225C1C5R8WB01# |
| | | | ±0.1pF | GJM0225C1C4R2BB01# | | | | ±0.1pF | GJM0225C1C5R8BB01# |
| | | | ±0.25pF | GJM0225C1C4R2CB01# | | | | ±0.25pF | GJM0225C1C5R8CB01# |
| | | 4.3pF | ±0.05pF | GJM0225C1C4R3WB01# | | | 5.9pF | ±0.05pF | GJM0225C1C5R9WB01# |
| | | | ±0.1pF | GJM0225C1C4R3BB01# | | | | ±0.1pF | GJM0225C1C5R9BB01# |
| | | | ±0.25pF | GJM0225C1C4R3CB01# | | | | ±0.25pF | GJM0225C1C5R9CB01# |
| | | 4.4pF | ±0.05pF | GJM0225C1C4R4WB01# | | | 6.0pF | ±0.05pF | GJM0225C1C6R0WB01# |
| | | | ±0.1pF | GJM0225C1C4R4BB01# | | | | ±0.1pF | GJM0225C1C6R0BB01# |
| | | | ±0.25pF | GJM0225C1C4R4CB01# | | | | ±0.25pF | GJM0225C1C6R0CB01# |
| | | 4.5pF | ±0.05pF | GJM0225C1C4R5WB01# | | | 6.1pF | ±0.05pF | GJM0225C1C6R1WB01# |
| | | | ±0.1pF | GJM0225C1C4R5BB01# | | | | ±0.1pF | GJM0225C1C6R1BB01# |
| | | | ±0.25pF | GJM0225C1C4R5CB01# | | | | ±0.25pF | GJM0225C1C6R1CB01# |
| | | 4.6pF | ±0.05pF | GJM0225C1C4R6WB01# | | | 6.2pF | ±0.05pF | GJM0225C1C6R2WB01# |
| | | | ±0.1pF | GJM0225C1C4R6BB01# | | | | ±0.1pF | GJM0225C1C6R2BB01# |
| | | | ±0.25pF | GJM0225C1C4R6CB01# | | | | ±0.25pF | GJM0225C1C6R2CB01# |
| | | 4.7pF | ±0.05pF | GJM0225C1C4R7WB01# | | | 6.3pF | ±0.05pF | GJM0225C1C6R3WB01# |
| | | | ±0.1pF | GJM0225C1C4R7BB01# | | | | ±0.1pF | GJM0225C1C6R3BB01# |
| | | | ±0.25pF | GJM0225C1C4R7CB01# | | | | ±0.25pF | GJM0225C1C6R3CB01# |
| | | 4.8pF | ±0.05pF | GJM0225C1C4R8WB01# | | | 6.4pF | ±0.05pF | GJM0225C1C6R4WB01# |
| | | | ±0.1pF | GJM0225C1C4R8BB01# | | | | ±0.1pF | GJM0225C1C6R4BB01# |
| | | | ±0.25pF | GJM0225C1C4R8CB01# | | | | ±0.25pF | GJM0225C1C6R4CB01# |
| | | 4.9pF | ±0.05pF | GJM0225C1C4R9WB01# | | | 6.5pF | ±0.05pF | GJM0225C1C6R5WB01# |
| | | | ±0.1pF | GJM0225C1C4R9BB01# | | | | ±0.1pF | GJM0225C1C6R5BB01# |
| | | | ±0.25pF | GJM0225C1C4R9CB01# | | | | ±0.25pF | GJM0225C1C6R5CB01# |
| | | 5.0pF | ±0.05pF | GJM0225C1C5R0WB01# | | | 6.6pF | ±0.05pF | GJM0225C1C6R6WB01# |
| | | | ±0.1pF | GJM0225C1C5R0BB01# | | | | ±0.1pF | GJM0225C1C6R6BB01# |
| | | | ±0.25pF | GJM0225C1C5R0CB01# | | | | ±0.25pF | GJM0225C1C6R6CB01# |
| | | 5.1pF | ±0.05pF | GJM0225C1C5R1WB01# | | | 6.7pF | ±0.05pF | GJM0225C1C6R7WB01# |
| | | | ±0.1pF | GJM0225C1C5R1BB01# | | | | ±0.1pF | GJM0225C1C6R7BB01# |
| | | | ±0.25pF | GJM0225C1C5R1CB01# | | | | ±0.25pF | GJM0225C1C6R7CB01# |
| | | 5.2pF | ±0.05pF | GJM0225C1C5R2WB01# | | | 6.8pF | ±0.05pF | GJM0225C1C6R8WB01# |
| | | | ±0.1pF | GJM0225C1C5R2BB01# | | | | ±0.1pF | GJM0225C1C6R8BB01# |
| | | | ±0.25pF | GJM0225C1C5R2CB01# | | | | ±0.25pF | GJM0225C1C6R8CB01# |
| | | 5.3pF | ±0.05pF | GJM0225C1C5R3WB01# | | | | | |
| | | | ±0.1pF | GJM0225C1C5R3BB01# | | | | | |
| | | | ±0.25pF | GJM0225C1C5R3CB01# | | | | | |
| | | 5.4pF | ±0.05pF | GJM0225C1C5R4WB01# | | | | | |
| | | | ±0.1pF | GJM0225C1C5R4BB01# | | | | | |
| | | | ±0.25pF | GJM0225C1C5R4CB01# | | | | | |
| | | 5.5pF | ±0.05pF | GJM0225C1C5R5WB01# | | | | | |
| | | | | | | | | | |
| | | | | | | | | | |

- GRM
- GR3
- GRJ
- GR4
- GJM
- GQM
- GQ2
- GA2
- GA3
- GA3
- GA3
- GA3
- GB
- GD
- GF
- LLL
- LLA
- LLM
- LLR
- NFM
- GJ4
- ZRA
- ZRB
- KRM
- KR3
- GMA
- GMD
- ⚠Caution /Notice

Part number # indicates the package specification code.

GJM Series Temperature Compensating Type High Q Part Number List

(→ 0.4×0.2mm)

| Rated Voltage | TC Code | Cap. | Tol. | Part Number | Rated Voltage | TC Code | Cap. | Tol. | Part Number |
|---------------|---------|---------|---------|--------------------|---------------|---------|--------------------|--------------------|--------------------|
| 16Vdc | COG | 6.8pF | ±0.5pF | GJM0225C1C6R8DB01# | 16Vdc | COG | 8.2pF | ±0.1pF | GJM0225C1C8R2BB01# |
| | | | ±0.05pF | GJM0225C1C6R9WB01# | | | | ±0.25pF | GJM0225C1C8R2CB01# |
| | | 6.9pF | ±0.1pF | GJM0225C1C6R9BB01# | | | ±0.5pF | GJM0225C1C8R2DB01# | |
| | | | ±0.25pF | GJM0225C1C6R9CB01# | | | 8.3pF | ±0.05pF | GJM0225C1C8R3WB01# |
| | | | ±0.5pF | GJM0225C1C6R9DB01# | | | | ±0.1pF | GJM0225C1C8R3BB01# |
| | | | 7.0pF | ±0.05pF | | | GJM0225C1C7R0WB01# | ±0.25pF | GJM0225C1C8R3CB01# |
| | | ±0.1pF | | GJM0225C1C7R0BB01# | | | ±0.5pF | GJM0225C1C8R3DB01# | |
| | | ±0.25pF | | GJM0225C1C7R0CB01# | | | 8.4pF | ±0.05pF | GJM0225C1C8R4WB01# |
| | | ±0.5pF | | GJM0225C1C7R0DB01# | | | | ±0.1pF | GJM0225C1C8R4BB01# |
| | | 7.1pF | ±0.05pF | GJM0225C1C7R1WB01# | | | ±0.25pF | GJM0225C1C8R4CB01# | |
| | | | ±0.1pF | GJM0225C1C7R1BB01# | | | ±0.5pF | GJM0225C1C8R4DB01# | |
| | | | ±0.25pF | GJM0225C1C7R1CB01# | | | 8.5pF | ±0.05pF | GJM0225C1C8R5WB01# |
| | | | ±0.5pF | GJM0225C1C7R1DB01# | | | | ±0.1pF | GJM0225C1C8R5BB01# |
| | | 7.2pF | ±0.05pF | GJM0225C1C7R2WB01# | | | | ±0.25pF | GJM0225C1C8R5CB01# |
| | | | ±0.1pF | GJM0225C1C7R2BB01# | | | | ±0.5pF | GJM0225C1C8R5DB01# |
| | | | ±0.25pF | GJM0225C1C7R2CB01# | | | 8.6pF | ±0.05pF | GJM0225C1C8R6WB01# |
| | | | ±0.5pF | GJM0225C1C7R2DB01# | | | | ±0.1pF | GJM0225C1C8R6BB01# |
| | | 7.3pF | ±0.05pF | GJM0225C1C7R3WB01# | | | ±0.25pF | GJM0225C1C8R6CB01# | |
| | | | ±0.1pF | GJM0225C1C7R3BB01# | | | ±0.5pF | GJM0225C1C8R6DB01# | |
| | | | ±0.25pF | GJM0225C1C7R3CB01# | | | 8.7pF | ±0.05pF | GJM0225C1C8R7WB01# |
| | | | ±0.5pF | GJM0225C1C7R3DB01# | | | | ±0.1pF | GJM0225C1C8R7BB01# |
| | | 7.4pF | ±0.05pF | GJM0225C1C7R4WB01# | | | | ±0.25pF | GJM0225C1C8R7CB01# |
| | | | ±0.1pF | GJM0225C1C7R4BB01# | | | | ±0.5pF | GJM0225C1C8R7DB01# |
| | | | ±0.25pF | GJM0225C1C7R4CB01# | | | 8.8pF | ±0.05pF | GJM0225C1C8R8WB01# |
| | | | ±0.5pF | GJM0225C1C7R4DB01# | | | | ±0.1pF | GJM0225C1C8R8BB01# |
| | | 7.5pF | ±0.05pF | GJM0225C1C7R5WB01# | | | ±0.25pF | GJM0225C1C8R8CB01# | |
| | | | ±0.1pF | GJM0225C1C7R5BB01# | | | ±0.5pF | GJM0225C1C8R8DB01# | |
| | | | ±0.25pF | GJM0225C1C7R5CB01# | | | 8.9pF | ±0.05pF | GJM0225C1C8R9WB01# |
| | | | ±0.5pF | GJM0225C1C7R5DB01# | | | | ±0.1pF | GJM0225C1C8R9BB01# |
| | | 7.6pF | ±0.05pF | GJM0225C1C7R6WB01# | | | | ±0.25pF | GJM0225C1C8R9CB01# |
| | | | ±0.1pF | GJM0225C1C7R6BB01# | | | | ±0.5pF | GJM0225C1C8R9DB01# |
| | | | ±0.25pF | GJM0225C1C7R6CB01# | | | 9.0pF | ±0.05pF | GJM0225C1C9R0WB01# |
| | | | ±0.5pF | GJM0225C1C7R6DB01# | | | | ±0.1pF | GJM0225C1C9R0BB01# |
| | | 7.7pF | ±0.05pF | GJM0225C1C7R7WB01# | | | ±0.25pF | GJM0225C1C9R0CB01# | |
| | | | ±0.1pF | GJM0225C1C7R7BB01# | | | ±0.5pF | GJM0225C1C9R0DB01# | |
| | | | ±0.25pF | GJM0225C1C7R7CB01# | | | 9.1pF | ±0.05pF | GJM0225C1C9R1WB01# |
| | | | ±0.5pF | GJM0225C1C7R7DB01# | | | | ±0.1pF | GJM0225C1C9R1BB01# |
| | | 7.8pF | ±0.05pF | GJM0225C1C7R8WB01# | | | | ±0.25pF | GJM0225C1C9R1CB01# |
| | | | ±0.1pF | GJM0225C1C7R8BB01# | | | | ±0.5pF | GJM0225C1C9R1DB01# |
| | | | ±0.25pF | GJM0225C1C7R8CB01# | | | 9.2pF | ±0.05pF | GJM0225C1C9R2WB01# |
| | | | ±0.5pF | GJM0225C1C7R8DB01# | | | | ±0.1pF | GJM0225C1C9R2BB01# |
| | | 7.9pF | ±0.05pF | GJM0225C1C7R9WB01# | | | ±0.25pF | GJM0225C1C9R2CB01# | |
| | | | ±0.1pF | GJM0225C1C7R9BB01# | | | ±0.5pF | GJM0225C1C9R2DB01# | |
| | | | ±0.25pF | GJM0225C1C7R9CB01# | | | 9.3pF | ±0.05pF | GJM0225C1C9R3WB01# |
| | | | ±0.5pF | GJM0225C1C7R9DB01# | | | | ±0.1pF | GJM0225C1C9R3BB01# |
| | | 8.0pF | ±0.05pF | GJM0225C1C8R0WB01# | | | | ±0.25pF | GJM0225C1C9R3CB01# |
| | | | ±0.1pF | GJM0225C1C8R0BB01# | | | | ±0.5pF | GJM0225C1C9R3DB01# |
| | | | ±0.25pF | GJM0225C1C8R0CB01# | | | 9.4pF | ±0.05pF | GJM0225C1C9R4WB01# |
| | | | ±0.5pF | GJM0225C1C8R0DB01# | | | | ±0.1pF | GJM0225C1C9R4BB01# |
| | | 8.1pF | ±0.05pF | GJM0225C1C8R1WB01# | | | ±0.25pF | GJM0225C1C9R4CB01# | |
| | | | ±0.1pF | GJM0225C1C8R1BB01# | | | ±0.5pF | GJM0225C1C9R4DB01# | |
| | | | ±0.25pF | GJM0225C1C8R1CB01# | | | 9.5pF | ±0.05pF | GJM0225C1C9R5WB01# |
| | | | ±0.5pF | GJM0225C1C8R1DB01# | | | | ±0.1pF | GJM0225C1C9R5BB01# |
| | | 8.2pF | ±0.05pF | GJM0225C1C8R2WB01# | | | ±0.25pF | GJM0225C1C9R5CB01# | |

- GRM
- GR3
- GRJ
- GR4
- GJM
- GQM
- GGA2
- GA3 GB
- GA3 GD
- GA3 GF
- LLL
- LLA
- LLM
- LLR
- NFM
- GJ4
- ZRA
- ZRB
- KRM
- KR3
- GMA
- GMD
- ⚠Caution /Notice

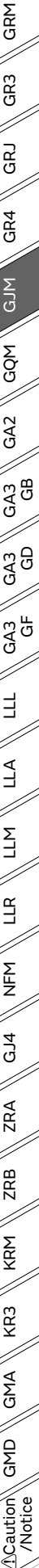
Part number # indicates the package specification code.

GJM Series Temperature Compensating Type High Q Part Number List

(→ 0.4×0.2mm)

| Rated Voltage | TC Code | Cap. | Tol. | Part Number | Rated Voltage | TC Code | Cap. | Tol. | Part Number | |
|---------------|--------------------|--------------------|--------------------|--------------------|--------------------|---------|--------|--------------------|--------------------|--------------------|
| 16Vdc | COG | 9.5pF | ±0.5pF | GJM0225C1C9R5DB01# | 16Vdc | CH | 4.6pF | ±0.1pF | GJM0222C1C4R6BB01# | |
| | | | ±0.05pF | GJM0225C1C9R6WB01# | | | | ±0.25pF | GJM0222C1C4R6CB01# | |
| | | | ±0.1pF | GJM0225C1C9R6BB01# | | | | 4.7pF | ±0.05pF | GJM0222C1C4R7WB01# |
| | | | ±0.25pF | GJM0225C1C9R6CB01# | | | | | ±0.1pF | GJM0222C1C4R7BB01# |
| | | | ±0.5pF | GJM0225C1C9R6DB01# | | | | | ±0.25pF | GJM0222C1C4R7CB01# |
| | | 9.7pF | ±0.05pF | GJM0225C1C9R7WB01# | | | 4.8pF | ±0.05pF | GJM0222C1C4R8WB01# | |
| | | | ±0.1pF | GJM0225C1C9R7BB01# | | | | ±0.1pF | GJM0222C1C4R8BB01# | |
| | | | ±0.25pF | GJM0225C1C9R7CB01# | | | | ±0.25pF | GJM0222C1C4R8CB01# | |
| | | | ±0.5pF | GJM0225C1C9R7DB01# | | | 4.9pF | ±0.05pF | GJM0222C1C4R9WB01# | |
| | | ±0.05pF | GJM0225C1C9R8WB01# | ±0.1pF | | | | GJM0222C1C4R9BB01# | | |
| | | ±0.1pF | GJM0225C1C9R8BB01# | ±0.25pF | | | | GJM0222C1C4R9CB01# | | |
| | | 9.8pF | ±0.05pF | GJM0225C1C9R8WB01# | | | 5.0pF | ±0.05pF | GJM0222C1C5R0WB01# | |
| | | | ±0.1pF | GJM0225C1C9R8BB01# | | | | ±0.1pF | GJM0222C1C5R0BB01# | |
| | | | ±0.25pF | GJM0225C1C9R8CB01# | | | | ±0.25pF | GJM0222C1C5R0CB01# | |
| | | | ±0.5pF | GJM0225C1C9R8DB01# | | | 5.1pF | ±0.05pF | GJM0222C1C5R1WB01# | |
| | | ±0.05pF | GJM0225C1C9R9WB01# | ±0.1pF | | | | GJM0222C1C5R1BB01# | | |
| | | ±0.1pF | GJM0225C1C9R9BB01# | ±0.25pF | | | | GJM0222C1C5R1CB01# | | |
| | | ±0.25pF | GJM0225C1C9R9CB01# | ±0.5pF | | | | GJM0222C1C5R1DB01# | | |
| | | 9.9pF | ±0.05pF | GJM0225C1C9R9WB01# | | | 5.2pF | ±0.05pF | GJM0222C1C5R2WB01# | |
| | | | ±0.1pF | GJM0225C1C9R9BB01# | | | | ±0.1pF | GJM0222C1C5R2BB01# | |
| | | | ±0.25pF | GJM0225C1C9R9CB01# | | | | ±0.25pF | GJM0222C1C5R2CB01# | |
| | | | ±0.5pF | GJM0225C1C9R9DB01# | | | ±0.5pF | GJM0222C1C5R2DB01# | | |
| | | 10pF | ±2% | GJM0225C1C100GB01# | | | 5.3pF | ±0.05pF | GJM0222C1C5R3WB01# | |
| | | | ±5% | GJM0225C1C100JB01# | | | | ±0.1pF | GJM0222C1C5R3BB01# | |
| | | 11pF | ±2% | GJM0225C1C110GB01# | | | | ±0.25pF | GJM0222C1C5R3CB01# | |
| | | | ±5% | GJM0225C1C110JB01# | | | ±0.5pF | GJM0222C1C5R3DB01# | | |
| | | 12pF | ±2% | GJM0225C1C120GB01# | | | 5.4pF | ±0.05pF | GJM0222C1C5R4WB01# | |
| | | | ±5% | GJM0225C1C120JB01# | | | | ±0.1pF | GJM0222C1C5R4BB01# | |
| | | 13pF | ±2% | GJM0225C1C130GB01# | | | | ±0.25pF | GJM0222C1C5R4CB01# | |
| | | | ±5% | GJM0225C1C130JB01# | | | ±0.5pF | GJM0222C1C5R4DB01# | | |
| | | 15pF | ±2% | GJM0225C1C150GB01# | | | 5.5pF | ±0.05pF | GJM0222C1C5R5WB01# | |
| | | | ±5% | GJM0225C1C150JB01# | | | | ±0.1pF | GJM0222C1C5R5BB01# | |
| | | 16pF | ±2% | GJM0225C1C160GB01# | | | | ±0.25pF | GJM0222C1C5R5CB01# | |
| | | | ±5% | GJM0225C1C160JB01# | | | ±0.5pF | GJM0222C1C5R5DB01# | | |
| | | 18pF | ±2% | GJM0225C1C180GB01# | | | 5.6pF | ±0.05pF | GJM0222C1C5R6WB01# | |
| | | | ±5% | GJM0225C1C180JB01# | | | | ±0.1pF | GJM0222C1C5R6BB01# | |
| | | 20pF | ±2% | GJM0225C1C200GB01# | | | | ±0.25pF | GJM0222C1C5R6CB01# | |
| | | | ±5% | GJM0225C1C200JB01# | | | ±0.5pF | GJM0222C1C5R6DB01# | | |
| | | | ±2% | GJM0225C1C220GB01# | | | 5.7pF | ±0.05pF | GJM0222C1C5R7WB01# | |
| | | ±5% | GJM0225C1C220JB01# | ±0.1pF | | | | GJM0222C1C5R7BB01# | | |
| | | ±0.05pF | GJM0222C1C4R0WB01# | ±0.25pF | | | | GJM0222C1C5R7CB01# | | |
| | | 4.1pF | ±0.05pF | GJM0222C1C4R1WB01# | | | ±0.5pF | GJM0222C1C5R7DB01# | | |
| | | | ±0.1pF | GJM0222C1C4R1BB01# | | | 5.8pF | ±0.05pF | GJM0222C1C5R8WB01# | |
| | | | ±0.25pF | GJM0222C1C4R1CB01# | | | | ±0.1pF | GJM0222C1C5R8BB01# | |
| | | ±0.05pF | GJM0222C1C4R2WB01# | ±0.25pF | | | | GJM0222C1C5R8CB01# | | |
| | | 4.2pF | ±0.1pF | GJM0222C1C4R2BB01# | | | ±0.5pF | GJM0222C1C5R8DB01# | | |
| | | | ±0.25pF | GJM0222C1C4R2CB01# | | | 5.9pF | ±0.05pF | GJM0222C1C5R9WB01# | |
| | | | ±0.05pF | GJM0222C1C4R3WB01# | | | | ±0.1pF | GJM0222C1C5R9BB01# | |
| ±0.1pF | GJM0222C1C4R3BB01# | ±0.25pF | GJM0222C1C5R9CB01# | | | | | | | |
| 4.3pF | ±0.25pF | GJM0222C1C4R3CB01# | ±0.5pF | GJM0222C1C5R9DB01# | | | | | | |
| | ±0.05pF | GJM0222C1C4R4WB01# | 6.0pF | ±0.05pF | GJM0222C1C6R0WB01# | | | | | |
| | ±0.1pF | GJM0222C1C4R4BB01# | | ±0.1pF | GJM0222C1C6R0BB01# | | | | | |
| ±0.25pF | GJM0222C1C4R4CB01# | ±0.25pF | | GJM0222C1C6R0CB01# | | | | | | |
| 4.5pF | ±0.05pF | GJM0222C1C4R5WB01# | ±0.5pF | GJM0222C1C6R0DB01# | | | | | | |
| | ±0.1pF | GJM0222C1C4R5BB01# | 4.6pF | ±0.05pF | GJM0222C1C4R6WB01# | | | | | |
| | ±0.25pF | GJM0222C1C4R5CB01# | | ±0.05pF | GJM0222C1C4R6WB01# | | | | | |

Part number # indicates the package specification code.



GJM Series Temperature Compensating Type High Q Part Number List

(→ 0.4×0.2mm)

| Rated Voltage | TC Code | Cap. | Tol. | Part Number | Rated Voltage | TC Code | Cap. | Tol. | Part Number | |
|---------------|---------|-------|---------|--------------------|---------------|---------|---------|---------|--------------------|--------------------|
| 16Vdc | CH | 6.1pF | ±0.05pF | GJM0222C1C6R1WB01# | 16Vdc | CH | 7.4pF | ±0.25pF | GJM0222C1C7R4CB01# | |
| | | | ±0.1pF | GJM0222C1C6R1BB01# | | | | ±0.5pF | GJM0222C1C7R4DB01# | |
| | | | ±0.25pF | GJM0222C1C6R1CB01# | | | | 7.5pF | ±0.05pF | GJM0222C1C7R5WB01# |
| | | | ±0.5pF | GJM0222C1C6R1DB01# | | | | | ±0.1pF | GJM0222C1C7R5BB01# |
| | | 6.2pF | ±0.05pF | GJM0222C1C6R2WB01# | | | ±0.25pF | | GJM0222C1C7R5CB01# | |
| | | | ±0.1pF | GJM0222C1C6R2BB01# | | | ±0.5pF | | GJM0222C1C7R5DB01# | |
| | | | ±0.25pF | GJM0222C1C6R2CB01# | | | 7.6pF | ±0.05pF | GJM0222C1C7R6WB01# | |
| | | | ±0.5pF | GJM0222C1C6R2DB01# | | | | ±0.1pF | GJM0222C1C7R6BB01# | |
| | | 6.3pF | ±0.05pF | GJM0222C1C6R3WB01# | | | | ±0.25pF | GJM0222C1C7R6CB01# | |
| | | | ±0.1pF | GJM0222C1C6R3BB01# | | | | ±0.5pF | GJM0222C1C7R6DB01# | |
| | | | ±0.25pF | GJM0222C1C6R3CB01# | | | 7.7pF | ±0.05pF | GJM0222C1C7R7WB01# | |
| | | | ±0.5pF | GJM0222C1C6R3DB01# | | | | ±0.1pF | GJM0222C1C7R7BB01# | |
| | | 6.4pF | ±0.05pF | GJM0222C1C6R4WB01# | | | | ±0.25pF | GJM0222C1C7R7CB01# | |
| | | | ±0.1pF | GJM0222C1C6R4BB01# | | | | ±0.5pF | GJM0222C1C7R7DB01# | |
| | | | ±0.25pF | GJM0222C1C6R4CB01# | | | 7.8pF | ±0.05pF | GJM0222C1C7R8WB01# | |
| | | | ±0.5pF | GJM0222C1C6R4DB01# | | | | ±0.1pF | GJM0222C1C7R8BB01# | |
| | | 6.5pF | ±0.05pF | GJM0222C1C6R5WB01# | | | | ±0.25pF | GJM0222C1C7R8CB01# | |
| | | | ±0.1pF | GJM0222C1C6R5BB01# | | | | ±0.5pF | GJM0222C1C7R8DB01# | |
| | | | ±0.25pF | GJM0222C1C6R5CB01# | | | 7.9pF | ±0.05pF | GJM0222C1C7R9WB01# | |
| | | | ±0.5pF | GJM0222C1C6R5DB01# | | | | ±0.1pF | GJM0222C1C7R9BB01# | |
| | | 6.6pF | ±0.05pF | GJM0222C1C6R6WB01# | | | | ±0.25pF | GJM0222C1C7R9CB01# | |
| | | | ±0.1pF | GJM0222C1C6R6BB01# | | | | ±0.5pF | GJM0222C1C7R9DB01# | |
| | | | ±0.25pF | GJM0222C1C6R6CB01# | | | 8.0pF | ±0.05pF | GJM0222C1C8R0WB01# | |
| | | | ±0.5pF | GJM0222C1C6R6DB01# | | | | ±0.1pF | GJM0222C1C8R0BB01# | |
| | | 6.7pF | ±0.05pF | GJM0222C1C6R7WB01# | | | | ±0.25pF | GJM0222C1C8R0CB01# | |
| | | | ±0.1pF | GJM0222C1C6R7BB01# | | | | ±0.5pF | GJM0222C1C8R0DB01# | |
| | | | ±0.25pF | GJM0222C1C6R7CB01# | | | 8.1pF | ±0.05pF | GJM0222C1C8R1WB01# | |
| | | | ±0.5pF | GJM0222C1C6R7DB01# | | | | ±0.1pF | GJM0222C1C8R1BB01# | |
| | | 6.8pF | ±0.05pF | GJM0222C1C6R8WB01# | | | | ±0.25pF | GJM0222C1C8R1CB01# | |
| | | | ±0.1pF | GJM0222C1C6R8BB01# | | | | ±0.5pF | GJM0222C1C8R1DB01# | |
| | | | ±0.25pF | GJM0222C1C6R8CB01# | | | 8.2pF | ±0.05pF | GJM0222C1C8R2WB01# | |
| | | | ±0.5pF | GJM0222C1C6R8DB01# | | | | ±0.1pF | GJM0222C1C8R2BB01# | |
| | | 6.9pF | ±0.05pF | GJM0222C1C6R9WB01# | | | | ±0.25pF | GJM0222C1C8R2CB01# | |
| | | | ±0.1pF | GJM0222C1C6R9BB01# | | | | ±0.5pF | GJM0222C1C8R2DB01# | |
| | | | ±0.25pF | GJM0222C1C6R9CB01# | | | 8.3pF | ±0.05pF | GJM0222C1C8R3WB01# | |
| | | | ±0.5pF | GJM0222C1C6R9DB01# | | | | ±0.1pF | GJM0222C1C8R3BB01# | |
| | | 7.0pF | ±0.05pF | GJM0222C1C7R0WB01# | | | | ±0.25pF | GJM0222C1C8R3CB01# | |
| | | | ±0.1pF | GJM0222C1C7R0BB01# | | | | ±0.5pF | GJM0222C1C8R3DB01# | |
| | | | ±0.25pF | GJM0222C1C7R0CB01# | | | 8.4pF | ±0.05pF | GJM0222C1C8R4WB01# | |
| | | | ±0.5pF | GJM0222C1C7R0DB01# | | | | ±0.1pF | GJM0222C1C8R4BB01# | |
| | | 7.1pF | ±0.05pF | GJM0222C1C7R1WB01# | | | | ±0.25pF | GJM0222C1C8R4CB01# | |
| | | | ±0.1pF | GJM0222C1C7R1BB01# | | | | ±0.5pF | GJM0222C1C8R4DB01# | |
| | | | ±0.25pF | GJM0222C1C7R1CB01# | | | 8.5pF | ±0.05pF | GJM0222C1C8R5WB01# | |
| | | | ±0.5pF | GJM0222C1C7R1DB01# | | | | ±0.1pF | GJM0222C1C8R5BB01# | |
| | | 7.2pF | ±0.05pF | GJM0222C1C7R2WB01# | | | | ±0.25pF | GJM0222C1C8R5CB01# | |
| | | | ±0.1pF | GJM0222C1C7R2BB01# | | | | ±0.5pF | GJM0222C1C8R5DB01# | |
| | | | ±0.25pF | GJM0222C1C7R2CB01# | | | 8.6pF | ±0.05pF | GJM0222C1C8R6WB01# | |
| | | | ±0.5pF | GJM0222C1C7R2DB01# | | | | ±0.1pF | GJM0222C1C8R6BB01# | |
| | | 7.3pF | ±0.05pF | GJM0222C1C7R3WB01# | | | | ±0.25pF | GJM0222C1C8R6CB01# | |
| | | | ±0.1pF | GJM0222C1C7R3BB01# | | | | ±0.5pF | GJM0222C1C8R6DB01# | |
| | | | ±0.25pF | GJM0222C1C7R3CB01# | | | 8.7pF | ±0.05pF | GJM0222C1C8R7WB01# | |
| | | | ±0.5pF | GJM0222C1C7R3DB01# | | | | ±0.1pF | GJM0222C1C8R7BB01# | |
| | | 7.4pF | ±0.05pF | GJM0222C1C7R4WB01# | | | | ±0.25pF | GJM0222C1C8R7CB01# | |
| | | | ±0.1pF | GJM0222C1C7R4BB01# | | | | ±0.5pF | GJM0222C1C8R7DB01# | |

- GRM
- GR3
- GRJ
- GR4
- GJM
- GQM
- GGA2
- GGA3 GB
- GGA3 GD
- GGA3 GF
- LLL
- LLA
- LLM
- LLR
- NFM
- GJ4
- ZRA
- ZRB
- KRM
- KR3
- GMA
- GMD
- ⚠Caution /Notice

Part number # indicates the package specification code.

GJM Series Temperature Compensating Type **High Q** Part Number List

(→ 0.4×0.2mm)

| Rated Voltage | TC Code | Cap. | Tol. | Part Number | Rated Voltage | TC Code | Cap. | Tol. | Part Number | | |
|---------------|---------|--------|--------------------|--------------------|---------------|---------|------|-------|--------------------|--------------------|--------------------|
| 16Vdc | CH | 8.8pF | ±0.05pF | GJM0222C1C8R8WB01# | 16Vdc | CH | 13pF | ±2% | GJM0222C1C130GB01# | | |
| | | | ±0.1pF | GJM0222C1C8R8BB01# | | | | ±5% | GJM0222C1C130JB01# | | |
| | | | ±0.25pF | GJM0222C1C8R8CB01# | | | | 15pF | ±2% | GJM0222C1C150GB01# | |
| | | | ±0.5pF | GJM0222C1C8R8DB01# | | | | | ±5% | GJM0222C1C150JB01# | |
| | | 8.9pF | ±0.05pF | GJM0222C1C8R9WB01# | | | 16pF | ±2% | GJM0222C1C160GB01# | | |
| | | | ±0.1pF | GJM0222C1C8R9BB01# | | | | ±5% | GJM0222C1C160JB01# | | |
| | | | ±0.25pF | GJM0222C1C8R9CB01# | | | 18pF | ±2% | GJM0222C1C180GB01# | | |
| | | | ±0.5pF | GJM0222C1C8R9DB01# | | | | ±5% | GJM0222C1C180JB01# | | |
| | | 9.0pF | ±0.05pF | GJM0222C1C9R0WB01# | | | 20pF | ±2% | GJM0222C1C200GB01# | | |
| | | | ±0.1pF | GJM0222C1C9R0BB01# | | | | ±5% | GJM0222C1C200JB01# | | |
| | | | ±0.25pF | GJM0222C1C9R0CB01# | | | 22pF | ±2% | GJM0222C1C220GB01# | | |
| | | | ±0.5pF | GJM0222C1C9R0DB01# | | | | ±5% | GJM0222C1C220JB01# | | |
| | | 9.1pF | ±0.05pF | GJM0222C1C9R1WB01# | | | CJ | 2.1pF | ±0.05pF | GJM0223C1C2R1WB01# | |
| | | | ±0.1pF | GJM0222C1C9R1BB01# | | | | | ±0.1pF | GJM0223C1C2R1BB01# | |
| | | | ±0.25pF | GJM0222C1C9R1CB01# | | | | | ±0.25pF | GJM0223C1C2R1CB01# | |
| | | | ±0.5pF | GJM0222C1C9R1DB01# | | | | 2.2pF | ±0.05pF | GJM0223C1C2R2WB01# | |
| | | 9.2pF | ±0.05pF | GJM0222C1C9R2WB01# | | | | | ±0.1pF | GJM0223C1C2R2BB01# | |
| | | | ±0.1pF | GJM0222C1C9R2BB01# | | | | | ±0.25pF | GJM0223C1C2R2CB01# | |
| | | | ±0.25pF | GJM0222C1C9R2CB01# | | | | 2.3pF | ±0.05pF | GJM0223C1C2R3WB01# | |
| | | ±0.5pF | GJM0222C1C9R2DB01# | ±0.1pF | | | | | GJM0223C1C2R3BB01# | | |
| | | 9.3pF | ±0.05pF | GJM0222C1C9R3WB01# | | | | | ±0.25pF | GJM0223C1C2R3CB01# | |
| | | | ±0.1pF | GJM0222C1C9R3BB01# | | | | 2.4pF | ±0.05pF | GJM0223C1C2R4WB01# | |
| | | | ±0.25pF | GJM0222C1C9R3CB01# | | | | | ±0.1pF | GJM0223C1C2R4BB01# | |
| | | ±0.5pF | GJM0222C1C9R3DB01# | ±0.25pF | | | | | GJM0223C1C2R4CB01# | | |
| | | 9.4pF | ±0.05pF | GJM0222C1C9R4WB01# | | | | 2.5pF | ±0.05pF | GJM0223C1C2R5WB01# | |
| | | | ±0.1pF | GJM0222C1C9R4BB01# | | | | | ±0.1pF | GJM0223C1C2R5BB01# | |
| | | | ±0.25pF | GJM0222C1C9R4CB01# | | | | | ±0.25pF | GJM0223C1C2R5CB01# | |
| | | | ±0.5pF | GJM0222C1C9R4DB01# | | | | 2.6pF | ±0.05pF | GJM0223C1C2R6WB01# | |
| | | 9.5pF | ±0.05pF | GJM0222C1C9R5WB01# | | | | | ±0.1pF | GJM0223C1C2R6BB01# | |
| | | | ±0.1pF | GJM0222C1C9R5BB01# | | | | | ±0.25pF | GJM0223C1C2R6CB01# | |
| | | | ±0.25pF | GJM0222C1C9R5CB01# | | | | 2.7pF | ±0.05pF | GJM0223C1C2R7WB01# | |
| | | ±0.5pF | GJM0222C1C9R5DB01# | ±0.1pF | | | | | GJM0223C1C2R7BB01# | | |
| | | 9.6pF | ±0.05pF | GJM0222C1C9R6WB01# | | | | | ±0.25pF | GJM0223C1C2R7CB01# | |
| | | | ±0.1pF | GJM0222C1C9R6BB01# | | | | 2.8pF | ±0.05pF | GJM0223C1C2R8WB01# | |
| | | | ±0.25pF | GJM0222C1C9R6CB01# | | | | | ±0.1pF | GJM0223C1C2R8BB01# | |
| | | | ±0.5pF | GJM0222C1C9R6DB01# | | | | | ±0.25pF | GJM0223C1C2R8CB01# | |
| | | 9.7pF | ±0.05pF | GJM0222C1C9R7WB01# | | | | 2.9pF | ±0.05pF | GJM0223C1C2R9WB01# | |
| | | | ±0.1pF | GJM0222C1C9R7BB01# | | | | | ±0.1pF | GJM0223C1C2R9BB01# | |
| | | | ±0.25pF | GJM0222C1C9R7CB01# | | | | | ±0.25pF | GJM0223C1C2R9CB01# | |
| | | | ±0.5pF | GJM0222C1C9R7DB01# | | | | 3.0pF | ±0.05pF | GJM0223C1C3R0WB01# | |
| | | 9.8pF | ±0.05pF | GJM0222C1C9R8WB01# | | | | | ±0.1pF | GJM0223C1C3R0BB01# | |
| | | | ±0.1pF | GJM0222C1C9R8BB01# | | | | | ±0.25pF | GJM0223C1C3R0CB01# | |
| | | | ±0.25pF | GJM0222C1C9R8CB01# | | | | 3.1pF | ±0.05pF | GJM0223C1C3R1WB01# | |
| | | ±0.5pF | GJM0222C1C9R8DB01# | ±0.1pF | | | | | GJM0223C1C3R1BB01# | | |
| | | 9.9pF | ±0.05pF | GJM0222C1C9R9WB01# | | | | | ±0.25pF | GJM0223C1C3R1CB01# | |
| | | | ±0.1pF | GJM0222C1C9R9BB01# | | | | 3.2pF | ±0.05pF | GJM0223C1C3R2WB01# | |
| | | | ±0.25pF | GJM0222C1C9R9CB01# | | | | | ±0.1pF | GJM0223C1C3R2BB01# | |
| | | | ±0.5pF | GJM0222C1C9R9DB01# | | | | | ±0.25pF | GJM0223C1C3R2CB01# | |
| | | 10pF | ±2% | GJM0222C1C100GB01# | | | | 3.3pF | ±0.05pF | GJM0223C1C3R3WB01# | |
| | | | ±5% | GJM0222C1C100JB01# | | | | | ±0.1pF | GJM0223C1C3R3BB01# | |
| | | 11pF | ±2% | GJM0222C1C110GB01# | | | | | ±0.25pF | GJM0223C1C3R3CB01# | |
| | | | ±5% | GJM0222C1C110JB01# | | | | | 3.4pF | ±0.05pF | GJM0223C1C3R4WB01# |
| | | 12pF | ±2% | GJM0222C1C120GB01# | | | | | | ±0.1pF | GJM0223C1C3R4BB01# |
| | | | ±5% | GJM0222C1C120JB01# | | | | | | ±0.25pF | GJM0223C1C3R4CB01# |

- GRM
- GR3
- GRJ
- GR4
- GJM
- GQM
- GQ2
- GA2
- GA3 GB
- GA3 GD
- GA3 GF
- LLL
- LLA
- LLM
- LLR
- NFM
- GJ4
- ZRA
- ZRB
- KRM
- KR3
- GMA
- GMD
- ⚠Caution /Notice

Part number # indicates the package specification code.

GJM Series Temperature Compensating Type High Q Part Number List

(→ 0.4×0.2mm)

| Rated Voltage | TC Code | Cap. | Tol. | Part Number | | |
|---------------|---------|--------------------|--------------------|--------------------|--------------------|--------------------|
| 16Vdc | CJ | 3.5pF | ±0.05pF | GJM0223C1C3R5WB01# | | |
| | | | ±0.1pF | GJM0223C1C3R5BB01# | | |
| | | | ±0.25pF | GJM0223C1C3R5CB01# | | |
| | | 3.6pF | ±0.05pF | GJM0223C1C3R6WB01# | | |
| | | | ±0.1pF | GJM0223C1C3R6BB01# | | |
| | | | ±0.25pF | GJM0223C1C3R6CB01# | | |
| | | 3.7pF | ±0.05pF | GJM0223C1C3R7WB01# | | |
| | | | ±0.1pF | GJM0223C1C3R7BB01# | | |
| | | | ±0.25pF | GJM0223C1C3R7CB01# | | |
| | | 3.8pF | ±0.05pF | GJM0223C1C3R8WB01# | | |
| | | | ±0.1pF | GJM0223C1C3R8BB01# | | |
| | | | ±0.25pF | GJM0223C1C3R8CB01# | | |
| | | 3.9pF | ±0.05pF | GJM0223C1C3R9WB01# | | |
| | | | ±0.1pF | GJM0223C1C3R9BB01# | | |
| | | | ±0.25pF | GJM0223C1C3R9CB01# | | |
| | | CK | COG | 0.20pF | ±0.05pF | GJM0224C1CR20WB01# |
| | | | | | ±0.1pF | GJM0224C1CR20BB01# |
| | | | | 0.30pF | ±0.05pF | GJM0224C1CR30WB01# |
| | ±0.1pF | | | | GJM0224C1CR30BB01# | |
| | 0.40pF | | | ±0.05pF | GJM0224C1CR40WB01# | |
| | | | | ±0.1pF | GJM0224C1CR40BB01# | |
| | 0.50pF | | | ±0.05pF | GJM0224C1CR50WB01# | |
| | | | | ±0.1pF | GJM0224C1CR50BB01# | |
| | 0.60pF | | | ±0.05pF | GJM0224C1CR60WB01# | |
| | | | | ±0.1pF | GJM0224C1CR60BB01# | |
| | 0.70pF | | | ±0.05pF | GJM0224C1CR70WB01# | |
| | | | | ±0.1pF | GJM0224C1CR70BB01# | |
| | 0.80pF | | | ±0.05pF | GJM0224C1CR80WB01# | |
| | | | | ±0.1pF | GJM0224C1CR80BB01# | |
| | 0.90pF | | | ±0.05pF | GJM0224C1CR90WB01# | |
| | | | | ±0.1pF | GJM0224C1CR90BB01# | |
| | 1.0pF | | | ±0.05pF | GJM0224C1C1R0WB01# | |
| | | | | ±0.1pF | GJM0224C1C1R0BB01# | |
| | | | ±0.25pF | GJM0224C1C1R0CB01# | | |
| | 1.1pF | | ±0.05pF | GJM0224C1C1R1WB01# | | |
| | | | ±0.1pF | GJM0224C1C1R1BB01# | | |
| ±0.25pF | | | GJM0224C1C1R1CB01# | | | |
| 1.2pF | ±0.05pF | | GJM0224C1C1R2WB01# | | | |
| | ±0.1pF | | GJM0224C1C1R2BB01# | | | |
| | ±0.25pF | | GJM0224C1C1R2CB01# | | | |
| 1.3pF | ±0.05pF | | GJM0224C1C1R3WB01# | | | |
| | ±0.1pF | | GJM0224C1C1R3BB01# | | | |
| | ±0.25pF | | GJM0224C1C1R3CB01# | | | |
| 1.4pF | ±0.05pF | | GJM0224C1C1R4WB01# | | | |
| | ±0.1pF | | GJM0224C1C1R4BB01# | | | |
| | ±0.25pF | | GJM0224C1C1R4CB01# | | | |
| 1.5pF | ±0.05pF | | GJM0224C1C1R5WB01# | | | |
| | ±0.1pF | | GJM0224C1C1R5BB01# | | | |
| | ±0.25pF | | GJM0224C1C1R5CB01# | | | |
| 1.6pF | ±0.05pF | | GJM0224C1C1R6WB01# | | | |
| | ±0.1pF | | GJM0224C1C1R6BB01# | | | |
| | ±0.25pF | GJM0224C1C1R6CB01# | | | | |
| 1.7pF | ±0.05pF | GJM0224C1C1R7WB01# | | | | |
| | ±0.1pF | GJM0224C1C1R7BB01# | | | | |

| Rated Voltage | TC Code | Cap. | Tol. | Part Number |
|---------------|---------|---------|---------|--------------------|
| 16Vdc | CK | 1.7pF | ±0.25pF | GJM0224C1C1R7CB01# |
| | | | ±0.05pF | GJM0224C1C1R8WB01# |
| | | 1.8pF | ±0.05pF | GJM0224C1C1R8WB01# |
| | | | ±0.1pF | GJM0224C1C1R8BB01# |
| | | | ±0.25pF | GJM0224C1C1R8CB01# |
| | | | 1.9pF | ±0.05pF |
| | | ±0.1pF | | GJM0224C1C1R9BB01# |
| | | ±0.25pF | | GJM0224C1C1R9CB01# |
| | | 2.0pF | ±0.05pF | GJM0224C1C2R0WB01# |
| | | | ±0.1pF | GJM0224C1C2R0BB01# |
| | | | ±0.25pF | GJM0224C1C2R0CB01# |

0.6×0.3mm

| Rated Voltage | TC Code | Cap. | Tol. | Part Number |
|---------------|---------|--------|---------|--------------------|
| 100Vdc | COG | 0.30pF | ±0.05pF | GJM0335C2AR30WB01# |
| | | | ±0.1pF | GJM0335C2AR30BB01# |
| | | 0.40pF | ±0.05pF | GJM0335C2AR40WB01# |
| | | | ±0.1pF | GJM0335C2AR40BB01# |
| | | 0.50pF | ±0.05pF | GJM0335C2AR50WB01# |
| | | | ±0.1pF | GJM0335C2AR50BB01# |
| | | 0.60pF | ±0.05pF | GJM0335C2AR60WB01# |
| | | | ±0.1pF | GJM0335C2AR60BB01# |
| | | 0.70pF | ±0.05pF | GJM0335C2AR70WB01# |
| | | | ±0.1pF | GJM0335C2AR70BB01# |
| | | 0.80pF | ±0.05pF | GJM0335C2AR80WB01# |
| | | | ±0.1pF | GJM0335C2AR80BB01# |
| | | 0.90pF | ±0.05pF | GJM0335C2AR90WB01# |
| | | | ±0.1pF | GJM0335C2AR90BB01# |
| | | 1.0pF | ±0.05pF | GJM0335C2A1R0WB01# |
| | | | ±0.1pF | GJM0335C2A1R0BB01# |
| | | | ±0.25pF | GJM0335C2A1R0CB01# |
| | | 1.1pF | ±0.05pF | GJM0335C2A1R1WB01# |
| | | | ±0.1pF | GJM0335C2A1R1BB01# |
| | | | ±0.25pF | GJM0335C2A1R1CB01# |
| | | 1.2pF | ±0.05pF | GJM0335C2A1R2WB01# |
| | | | ±0.1pF | GJM0335C2A1R2BB01# |
| | | | ±0.25pF | GJM0335C2A1R2CB01# |
| | | 1.3pF | ±0.05pF | GJM0335C2A1R3WB01# |
| | | | ±0.1pF | GJM0335C2A1R3BB01# |
| | | | ±0.25pF | GJM0335C2A1R3CB01# |
| | | 1.4pF | ±0.05pF | GJM0335C2A1R4WB01# |
| | | | ±0.1pF | GJM0335C2A1R4BB01# |
| | | | ±0.25pF | GJM0335C2A1R4CB01# |
| | | 1.5pF | ±0.05pF | GJM0335C2A1R5WB01# |
| | | | ±0.1pF | GJM0335C2A1R5BB01# |
| | | | ±0.25pF | GJM0335C2A1R5CB01# |
| | | 1.6pF | ±0.05pF | GJM0335C2A1R6WB01# |
| | | | ±0.1pF | GJM0335C2A1R6BB01# |
| | | | ±0.25pF | GJM0335C2A1R6CB01# |
| | | 1.7pF | ±0.05pF | GJM0335C2A1R7WB01# |
| | | | ±0.1pF | GJM0335C2A1R7BB01# |
| | | | ±0.25pF | GJM0335C2A1R7CB01# |
| | | 1.8pF | ±0.05pF | GJM0335C2A1R8WB01# |

Part number # indicates the package specification code.

- GRM
- GR3
- GRJ
- GR4
- GJM
- GQM
- GQ2
- GA2
- GA3
- GB
- GA3
- GD
- GA3
- GF
- LLL
- LLA
- LLM
- LLR
- NFM
- GJ4
- ZRA
- ZRB
- KRM
- KR3
- GMA
- GMD
- ⚠Caution /Notice

GJM Series Temperature Compensating Type High Q Part Number List

(→ 0.6×0.3mm)

| Rated Voltage | TC Code | Cap. | Tol. | Part Number | Rated Voltage | TC Code | Cap. | Tol. | Part Number |
|---------------|--------------------|--------------------|---------|--------------------|--------------------|---------|-------|---------|--------------------|
| 100Vdc | COG | 1.8pF | ±0.1pF | GJM0335C2A1R8BB01# | 100Vdc | COG | 3.6pF | ±0.1pF | GJM0335C2A3R6BB01# |
| | | | ±0.25pF | GJM0335C2A1R8CB01# | | | | ±0.25pF | GJM0335C2A3R6CB01# |
| | | 1.9pF | ±0.05pF | GJM0335C2A1R9WB01# | | | 3.7pF | ±0.05pF | GJM0335C2A3R7WB01# |
| | | | ±0.1pF | GJM0335C2A1R9BB01# | | | | ±0.1pF | GJM0335C2A3R7BB01# |
| | | | ±0.25pF | GJM0335C2A1R9CB01# | | | | ±0.25pF | GJM0335C2A3R7CB01# |
| | | 2.0pF | ±0.05pF | GJM0335C2A2R0WB01# | | | 3.8pF | ±0.05pF | GJM0335C2A3R8WB01# |
| | | | ±0.1pF | GJM0335C2A2R0BB01# | | | | ±0.1pF | GJM0335C2A3R8BB01# |
| | | | ±0.25pF | GJM0335C2A2R0CB01# | | | | ±0.25pF | GJM0335C2A3R8CB01# |
| | | 2.1pF | ±0.05pF | GJM0335C2A2R1WB01# | | | 3.9pF | ±0.05pF | GJM0335C2A3R9WB01# |
| | | | ±0.1pF | GJM0335C2A2R1BB01# | | | | ±0.1pF | GJM0335C2A3R9BB01# |
| | | | ±0.25pF | GJM0335C2A2R1CB01# | | | | ±0.25pF | GJM0335C2A3R9CB01# |
| | | 2.2pF | ±0.05pF | GJM0335C2A2R2WB01# | | | 4.0pF | ±0.05pF | GJM0335C2A4R0WB01# |
| | | | ±0.1pF | GJM0335C2A2R2BB01# | | | | ±0.1pF | GJM0335C2A4R0BB01# |
| | | | ±0.25pF | GJM0335C2A2R2CB01# | | | | ±0.25pF | GJM0335C2A4R0CB01# |
| | | 2.3pF | ±0.05pF | GJM0335C2A2R3WB01# | | | 4.1pF | ±0.05pF | GJM0335C2A4R1WB01# |
| | | | ±0.1pF | GJM0335C2A2R3BB01# | | | | ±0.1pF | GJM0335C2A4R1BB01# |
| | | | ±0.25pF | GJM0335C2A2R3CB01# | | | | ±0.25pF | GJM0335C2A4R1CB01# |
| | | 2.4pF | ±0.05pF | GJM0335C2A2R4WB01# | | | 4.2pF | ±0.05pF | GJM0335C2A4R2WB01# |
| | | | ±0.1pF | GJM0335C2A2R4BB01# | | | | ±0.1pF | GJM0335C2A4R2BB01# |
| | | | ±0.25pF | GJM0335C2A2R4CB01# | | | | ±0.25pF | GJM0335C2A4R2CB01# |
| | | 2.5pF | ±0.05pF | GJM0335C2A2R5WB01# | | | 4.3pF | ±0.05pF | GJM0335C2A4R3WB01# |
| | | | ±0.1pF | GJM0335C2A2R5BB01# | | | | ±0.1pF | GJM0335C2A4R3BB01# |
| | | | ±0.25pF | GJM0335C2A2R5CB01# | | | | ±0.25pF | GJM0335C2A4R3CB01# |
| | | 2.6pF | ±0.05pF | GJM0335C2A2R6WB01# | | | 4.4pF | ±0.05pF | GJM0335C2A4R4WB01# |
| | | | ±0.1pF | GJM0335C2A2R6BB01# | | | | ±0.1pF | GJM0335C2A4R4BB01# |
| | | | ±0.25pF | GJM0335C2A2R6CB01# | | | | ±0.25pF | GJM0335C2A4R4CB01# |
| | | 2.7pF | ±0.05pF | GJM0335C2A2R7WB01# | | | 4.5pF | ±0.05pF | GJM0335C2A4R5WB01# |
| | | | ±0.1pF | GJM0335C2A2R7BB01# | | | | ±0.1pF | GJM0335C2A4R5BB01# |
| | | | ±0.25pF | GJM0335C2A2R7CB01# | | | | ±0.25pF | GJM0335C2A4R5CB01# |
| | | 2.8pF | ±0.05pF | GJM0335C2A2R8WB01# | | | 4.6pF | ±0.05pF | GJM0335C2A4R6WB01# |
| | | | ±0.1pF | GJM0335C2A2R8BB01# | | | | ±0.1pF | GJM0335C2A4R6BB01# |
| | | | ±0.25pF | GJM0335C2A2R8CB01# | | | | ±0.25pF | GJM0335C2A4R6CB01# |
| | | 2.9pF | ±0.05pF | GJM0335C2A2R9WB01# | | | 4.7pF | ±0.05pF | GJM0335C2A4R7WB01# |
| | | | ±0.1pF | GJM0335C2A2R9BB01# | | | | ±0.1pF | GJM0335C2A4R7BB01# |
| | | | ±0.25pF | GJM0335C2A2R9CB01# | | | | ±0.25pF | GJM0335C2A4R7CB01# |
| | | 3.0pF | ±0.05pF | GJM0335C2A3R0WB01# | | | 4.8pF | ±0.05pF | GJM0335C2A4R8WB01# |
| | | | ±0.1pF | GJM0335C2A3R0BB01# | | | | ±0.1pF | GJM0335C2A4R8BB01# |
| | | | ±0.25pF | GJM0335C2A3R0CB01# | | | | ±0.25pF | GJM0335C2A4R8CB01# |
| | | 3.1pF | ±0.05pF | GJM0335C2A3R1WB01# | | | 4.9pF | ±0.05pF | GJM0335C2A4R9WB01# |
| | | | ±0.1pF | GJM0335C2A3R1BB01# | | | | ±0.1pF | GJM0335C2A4R9BB01# |
| | | | ±0.25pF | GJM0335C2A3R1CB01# | | | | ±0.25pF | GJM0335C2A4R9CB01# |
| | | 3.2pF | ±0.05pF | GJM0335C2A3R2WB01# | | | 5.0pF | ±0.05pF | GJM0335C2A5R0WB01# |
| | | | ±0.1pF | GJM0335C2A3R2BB01# | | | | ±0.1pF | GJM0335C2A5R0BB01# |
| | | | ±0.25pF | GJM0335C2A3R2CB01# | | | | ±0.25pF | GJM0335C2A5R0CB01# |
| | | 3.3pF | ±0.05pF | GJM0335C2A3R3WB01# | | | 5.1pF | ±0.05pF | GJM0335C2A5R1WB01# |
| | | | ±0.1pF | GJM0335C2A3R3BB01# | | | | ±0.1pF | GJM0335C2A5R1BB01# |
| | | | ±0.25pF | GJM0335C2A3R3CB01# | | | | ±0.25pF | GJM0335C2A5R1CB01# |
| | | 3.4pF | ±0.05pF | GJM0335C2A3R4WB01# | | | 5.2pF | ±0.05pF | GJM0335C2A5R2WB01# |
| ±0.1pF | GJM0335C2A3R4BB01# | | ±0.1pF | GJM0335C2A5R2BB01# | | | | | |
| ±0.25pF | GJM0335C2A3R4CB01# | | ±0.25pF | GJM0335C2A5R2CB01# | | | | | |
| 3.5pF | ±0.05pF | GJM0335C2A3R5WB01# | 5.3pF | ±0.05pF | GJM0335C2A5R3WB01# | | | | |
| | ±0.1pF | GJM0335C2A3R5BB01# | | ±0.1pF | GJM0335C2A5R3BB01# | | | | |
| | ±0.25pF | GJM0335C2A3R5CB01# | | ±0.25pF | GJM0335C2A5R3CB01# | | | | |

Part number # indicates the package specification code.

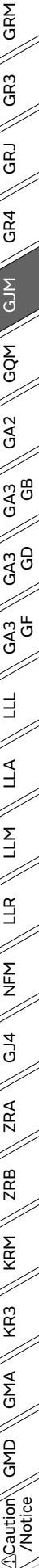
- GRM
- GR3
- GRJ
- GR4
- GJM
- GQM
- GGA2
- GGA3 GB
- GGA3 GD
- GGA3 GF
- LLL
- LLA
- LLM
- LLR
- NFM
- GJ4
- ZRA
- ZRB
- KRM
- KR3
- GMA
- GMD
- ⚠Caution /Notice

GJM Series Temperature Compensating Type High Q Part Number List

(→ 0.6×0.3mm)

| Rated Voltage | TC Code | Cap. | Tol. | Part Number | Rated Voltage | TC Code | Cap. | Tol. | Part Number |
|---------------|--------------------|--------------------|--------------------|--------------------|--------------------|---------|---------|--------------------|--------------------|
| 100Vdc | COG | 5.3pF | ±0.25pF | GJM0335C2A5R3CB01# | 100Vdc | COG | 6.7pF | ±0.05pF | GJM0335C2A6R7WB01# |
| | | | ±0.5pF | GJM0335C2A5R3DB01# | | | | ±0.1pF | GJM0335C2A6R7BB01# |
| | | 5.4pF | ±0.05pF | GJM0335C2A5R4WB01# | | | ±0.25pF | GJM0335C2A6R7CB01# | |
| | | | ±0.1pF | GJM0335C2A5R4BB01# | | | ±0.5pF | GJM0335C2A6R7DB01# | |
| | | | ±0.25pF | GJM0335C2A5R4CB01# | | | 6.8pF | ±0.05pF | GJM0335C2A6R8WB01# |
| | | | ±0.5pF | GJM0335C2A5R4DB01# | | | | ±0.1pF | GJM0335C2A6R8BB01# |
| | | 5.5pF | ±0.05pF | GJM0335C2A5R5WB01# | | | | ±0.25pF | GJM0335C2A6R8CB01# |
| | | | ±0.1pF | GJM0335C2A5R5BB01# | | | ±0.5pF | GJM0335C2A6R8DB01# | |
| | | | ±0.25pF | GJM0335C2A5R5CB01# | | | 6.9pF | ±0.05pF | GJM0335C2A6R9WB01# |
| | | ±0.5pF | GJM0335C2A5R5DB01# | ±0.1pF | | | | GJM0335C2A6R9BB01# | |
| | | 5.6pF | ±0.05pF | GJM0335C2A5R6WB01# | | | | ±0.25pF | GJM0335C2A6R9CB01# |
| | | | ±0.1pF | GJM0335C2A5R6BB01# | | | ±0.5pF | GJM0335C2A6R9DB01# | |
| | | | ±0.25pF | GJM0335C2A5R6CB01# | | | 7.0pF | ±0.05pF | GJM0335C2A7R0WB01# |
| | | | ±0.5pF | GJM0335C2A5R6DB01# | | | | ±0.1pF | GJM0335C2A7R0BB01# |
| | | 5.7pF | ±0.05pF | GJM0335C2A5R7WB01# | | | | ±0.25pF | GJM0335C2A7R0CB01# |
| | | | ±0.1pF | GJM0335C2A5R7BB01# | | | ±0.5pF | GJM0335C2A7R0DB01# | |
| | | | ±0.25pF | GJM0335C2A5R7CB01# | | | 7.1pF | ±0.05pF | GJM0335C2A7R1WB01# |
| | | ±0.5pF | GJM0335C2A5R7DB01# | ±0.1pF | | | | GJM0335C2A7R1BB01# | |
| | | 5.8pF | ±0.05pF | GJM0335C2A5R8WB01# | | | | ±0.25pF | GJM0335C2A7R1CB01# |
| | | | ±0.1pF | GJM0335C2A5R8BB01# | | | ±0.5pF | GJM0335C2A7R1DB01# | |
| | | | ±0.25pF | GJM0335C2A5R8CB01# | | | 7.2pF | ±0.05pF | GJM0335C2A7R2WB01# |
| | | | ±0.5pF | GJM0335C2A5R8DB01# | | | | ±0.1pF | GJM0335C2A7R2BB01# |
| | | 5.9pF | ±0.05pF | GJM0335C2A5R9WB01# | | | | ±0.25pF | GJM0335C2A7R2CB01# |
| | | | ±0.1pF | GJM0335C2A5R9BB01# | | | ±0.5pF | GJM0335C2A7R2DB01# | |
| | | | ±0.25pF | GJM0335C2A5R9CB01# | | | 7.3pF | ±0.05pF | GJM0335C2A7R3WB01# |
| | | ±0.5pF | GJM0335C2A5R9DB01# | ±0.1pF | | | | GJM0335C2A7R3BB01# | |
| | | 6.0pF | ±0.05pF | GJM0335C2A6R0WB01# | | | | ±0.25pF | GJM0335C2A7R3CB01# |
| | | | ±0.1pF | GJM0335C2A6R0BB01# | | | ±0.5pF | GJM0335C2A7R3DB01# | |
| | | | ±0.25pF | GJM0335C2A6R0CB01# | | | 7.4pF | ±0.05pF | GJM0335C2A7R4WB01# |
| | | | ±0.5pF | GJM0335C2A6R0DB01# | | | | ±0.1pF | GJM0335C2A7R4BB01# |
| | | 6.1pF | ±0.05pF | GJM0335C2A6R1WB01# | | | | ±0.25pF | GJM0335C2A7R4CB01# |
| | | | ±0.1pF | GJM0335C2A6R1BB01# | | | ±0.5pF | GJM0335C2A7R4DB01# | |
| | | | ±0.25pF | GJM0335C2A6R1CB01# | | | 7.5pF | ±0.05pF | GJM0335C2A7R5WB01# |
| | | | ±0.5pF | GJM0335C2A6R1DB01# | | | | ±0.1pF | GJM0335C2A7R5BB01# |
| | | 6.2pF | ±0.05pF | GJM0335C2A6R2WB01# | | | | ±0.25pF | GJM0335C2A7R5CB01# |
| | | | ±0.1pF | GJM0335C2A6R2BB01# | | | ±0.5pF | GJM0335C2A7R5DB01# | |
| | | | ±0.25pF | GJM0335C2A6R2CB01# | | | 7.6pF | ±0.05pF | GJM0335C2A7R6WB01# |
| | | | ±0.5pF | GJM0335C2A6R2DB01# | | | | ±0.1pF | GJM0335C2A7R6BB01# |
| | | 6.3pF | ±0.05pF | GJM0335C2A6R3WB01# | | | | ±0.25pF | GJM0335C2A7R6CB01# |
| | | | ±0.1pF | GJM0335C2A6R3BB01# | | | ±0.5pF | GJM0335C2A7R6DB01# | |
| | | | ±0.25pF | GJM0335C2A6R3CB01# | | | 7.7pF | ±0.05pF | GJM0335C2A7R7WB01# |
| | | | ±0.5pF | GJM0335C2A6R3DB01# | | | | ±0.1pF | GJM0335C2A7R7BB01# |
| | | 6.4pF | ±0.05pF | GJM0335C2A6R4WB01# | | | | ±0.25pF | GJM0335C2A7R7CB01# |
| | | | ±0.1pF | GJM0335C2A6R4BB01# | | | ±0.5pF | GJM0335C2A7R7DB01# | |
| | | | ±0.25pF | GJM0335C2A6R4CB01# | | | 7.8pF | ±0.05pF | GJM0335C2A7R8WB01# |
| | | | ±0.5pF | GJM0335C2A6R4DB01# | | | | ±0.1pF | GJM0335C2A7R8BB01# |
| | | 6.5pF | ±0.05pF | GJM0335C2A6R5WB01# | | | | ±0.25pF | GJM0335C2A7R8CB01# |
| | | | ±0.1pF | GJM0335C2A6R5BB01# | | | ±0.5pF | GJM0335C2A7R8DB01# | |
| ±0.25pF | GJM0335C2A6R5CB01# | | 7.9pF | ±0.05pF | GJM0335C2A7R9WB01# | | | | |
| ±0.5pF | GJM0335C2A6R5DB01# | | | ±0.1pF | GJM0335C2A7R9BB01# | | | | |
| 6.6pF | ±0.05pF | GJM0335C2A6R6WB01# | | ±0.25pF | GJM0335C2A7R9CB01# | | | | |
| | ±0.1pF | GJM0335C2A6R6BB01# | ±0.5pF | GJM0335C2A7R9DB01# | | | | | |
| | ±0.25pF | GJM0335C2A6R6CB01# | 8.0pF | ±0.05pF | GJM0335C2A8R0WB01# | | | | |
| | ±0.5pF | GJM0335C2A6R6DB01# | | ±0.1pF | GJM0335C2A8R0BB01# | | | | |

Part number # indicates the package specification code.



GJM Series Temperature Compensating Type High Q Part Number List

(→ 0.6×0.3mm)

| Rated Voltage | TC Code | Cap. | Tol. | Part Number | Rated Voltage | TC Code | Cap. | Tol. | Part Number | |
|---------------|---------|-------|---------|--------------------|---------------|---------|---------|--------------------|--------------------|--------------------|
| 100Vdc | COG | 8.0pF | ±0.25pF | GJM0335C2A8R0CB01# | 100Vdc | COG | 9.4pF | ±0.05pF | GJM0335C2A9R4WB01# | |
| | | | ±0.5pF | GJM0335C2A8R0DB01# | | | | ±0.1pF | GJM0335C2A9R4BB01# | |
| | | 8.1pF | ±0.05pF | GJM0335C2A8R1WB01# | | | ±0.25pF | GJM0335C2A9R4CB01# | | |
| | | | ±0.1pF | GJM0335C2A8R1BB01# | | | ±0.5pF | GJM0335C2A9R4DB01# | | |
| | | | ±0.25pF | GJM0335C2A8R1CB01# | | | 9.5pF | ±0.05pF | GJM0335C2A9R5WB01# | |
| | | | ±0.5pF | GJM0335C2A8R1DB01# | | | | ±0.1pF | GJM0335C2A9R5BB01# | |
| | | 8.2pF | ±0.05pF | GJM0335C2A8R2WB01# | | | ±0.25pF | GJM0335C2A9R5CB01# | | |
| | | | ±0.1pF | GJM0335C2A8R2BB01# | | | ±0.5pF | GJM0335C2A9R5DB01# | | |
| | | | ±0.25pF | GJM0335C2A8R2CB01# | | | 9.6pF | ±0.05pF | GJM0335C2A9R6WB01# | |
| | | | ±0.5pF | GJM0335C2A8R2DB01# | | | | ±0.1pF | GJM0335C2A9R6BB01# | |
| | | 8.3pF | ±0.05pF | GJM0335C2A8R3WB01# | | | ±0.25pF | GJM0335C2A9R6CB01# | | |
| | | | ±0.1pF | GJM0335C2A8R3BB01# | | | ±0.5pF | GJM0335C2A9R6DB01# | | |
| | | | ±0.25pF | GJM0335C2A8R3CB01# | | | 9.7pF | ±0.05pF | GJM0335C2A9R7WB01# | |
| | | | ±0.5pF | GJM0335C2A8R3DB01# | | | | ±0.1pF | GJM0335C2A9R7BB01# | |
| | | 8.4pF | ±0.05pF | GJM0335C2A8R4WB01# | | | | ±0.25pF | GJM0335C2A9R7CB01# | |
| | | | ±0.1pF | GJM0335C2A8R4BB01# | | | ±0.5pF | GJM0335C2A9R7DB01# | | |
| | | | ±0.25pF | GJM0335C2A8R4CB01# | | | 9.8pF | ±0.05pF | GJM0335C2A9R8WB01# | |
| | | | ±0.5pF | GJM0335C2A8R4DB01# | | | | ±0.1pF | GJM0335C2A9R8BB01# | |
| | | 8.5pF | ±0.05pF | GJM0335C2A8R5WB01# | | | ±0.25pF | GJM0335C2A9R8CB01# | | |
| | | | ±0.1pF | GJM0335C2A8R5BB01# | | | ±0.5pF | GJM0335C2A9R8DB01# | | |
| | | | ±0.25pF | GJM0335C2A8R5CB01# | | | 9.9pF | ±0.05pF | GJM0335C2A9R9WB01# | |
| | | | ±0.5pF | GJM0335C2A8R5DB01# | | | | ±0.1pF | GJM0335C2A9R9BB01# | |
| | | 8.6pF | ±0.05pF | GJM0335C2A8R6WB01# | | | | ±0.25pF | GJM0335C2A9R9CB01# | |
| | | | ±0.1pF | GJM0335C2A8R6BB01# | | | ±0.5pF | GJM0335C2A9R9DB01# | | |
| | | | ±0.25pF | GJM0335C2A8R6CB01# | | | 10pF | ±2% | GJM0335C2A100GB01# | |
| | | | ±0.5pF | GJM0335C2A8R6DB01# | | | | ±5% | GJM0335C2A100JB01# | |
| | | 8.7pF | ±0.05pF | GJM0335C2A8R7WB01# | | | 11pF | ±2% | GJM0335C2A110GB01# | |
| | | | ±0.1pF | GJM0335C2A8R7BB01# | | | | ±5% | GJM0335C2A110JB01# | |
| | | | ±0.25pF | GJM0335C2A8R7CB01# | | | 12pF | ±2% | GJM0335C2A120GB01# | |
| | | | ±0.5pF | GJM0335C2A8R7DB01# | | | | ±5% | GJM0335C2A120JB01# | |
| | | 8.8pF | ±0.05pF | GJM0335C2A8R8WB01# | | | 13pF | ±2% | GJM0335C2A130GB01# | |
| | | | ±0.1pF | GJM0335C2A8R8BB01# | | | | ±5% | GJM0335C2A130JB01# | |
| | | | ±0.25pF | GJM0335C2A8R8CB01# | | | 15pF | ±2% | GJM0335C2A150GB01# | |
| | | | ±0.5pF | GJM0335C2A8R8DB01# | | | | ±5% | GJM0335C2A150JB01# | |
| | | 8.9pF | ±0.05pF | GJM0335C2A8R9WB01# | | | CH | 4.0pF | ±0.05pF | GJM0332C2A4R0WB01# |
| | | | ±0.1pF | GJM0335C2A8R9BB01# | | | | | ±0.1pF | GJM0332C2A4R0BB01# |
| | | | ±0.25pF | GJM0335C2A8R9CB01# | | | | | ±0.25pF | GJM0332C2A4R0CB01# |
| | | | ±0.5pF | GJM0335C2A8R9DB01# | | | | 4.1pF | ±0.05pF | GJM0332C2A4R1WB01# |
| | | 9.0pF | ±0.05pF | GJM0335C2A9R0WB01# | | | | | ±0.1pF | GJM0332C2A4R1BB01# |
| | | | ±0.1pF | GJM0335C2A9R0BB01# | | | | | ±0.25pF | GJM0332C2A4R1CB01# |
| | | | ±0.25pF | GJM0335C2A9R0CB01# | | | | 4.2pF | ±0.05pF | GJM0332C2A4R2WB01# |
| | | | ±0.5pF | GJM0335C2A9R0DB01# | | | | | ±0.1pF | GJM0332C2A4R2BB01# |
| | | 9.1pF | ±0.05pF | GJM0335C2A9R1WB01# | | | | ±0.25pF | GJM0332C2A4R2CB01# | |
| | | | ±0.1pF | GJM0335C2A9R1BB01# | | | | 4.3pF | ±0.05pF | GJM0332C2A4R3WB01# |
| | | | ±0.25pF | GJM0335C2A9R1CB01# | | | | | ±0.1pF | GJM0332C2A4R3BB01# |
| | | | ±0.5pF | GJM0335C2A9R1DB01# | | | | ±0.25pF | GJM0332C2A4R3CB01# | |
| | | 9.2pF | ±0.05pF | GJM0335C2A9R2WB01# | | | | 4.4pF | ±0.05pF | GJM0332C2A4R4WB01# |
| | | | ±0.1pF | GJM0335C2A9R2BB01# | | | | | ±0.1pF | GJM0332C2A4R4BB01# |
| | | | ±0.25pF | GJM0335C2A9R2CB01# | | | | ±0.25pF | GJM0332C2A4R4CB01# | |
| | | | ±0.5pF | GJM0335C2A9R2DB01# | | | | 4.5pF | ±0.05pF | GJM0332C2A4R5WB01# |
| | | 9.3pF | ±0.05pF | GJM0335C2A9R3WB01# | | | | | ±0.1pF | GJM0332C2A4R5BB01# |
| | | | ±0.1pF | GJM0335C2A9R3BB01# | | | | ±0.25pF | GJM0332C2A4R5CB01# | |
| | | | ±0.25pF | GJM0335C2A9R3CB01# | | | | 4.6pF | ±0.05pF | GJM0332C2A4R6WB01# |
| | | | ±0.5pF | GJM0335C2A9R3DB01# | | | | | ±0.1pF | GJM0332C2A4R6BB01# |

Part number # indicates the package specification code.

GJM Series Temperature Compensating Type High Q Part Number List

(→ 0.6×0.3mm)

| Rated Voltage | TC Code | Cap. | Tol. | Part Number | Rated Voltage | TC Code | Cap. | Tol. | Part Number | |
|---------------|---------|---------|--------------------|--------------------|---------------|---------|--------------------|--------------------|--------------------|--------------------|
| 100Vdc | CH | 4.6pF | ±0.25pF | GJM0332C2A4R6CB01# | 100Vdc | CH | 6.1pF | ±0.1pF | GJM0332C2A6R1BB01# | |
| | | | ±0.05pF | GJM0332C2A4R7WB01# | | | | ±0.25pF | GJM0332C2A6R1CB01# | |
| | | | ±0.1pF | GJM0332C2A4R7BB01# | | | | ±0.5pF | GJM0332C2A6R1DB01# | |
| | | ±0.25pF | GJM0332C2A4R7CB01# | 6.2pF | | | ±0.05pF | GJM0332C2A6R2WB01# | | |
| | | ±0.05pF | GJM0332C2A4R8WB01# | | | | ±0.1pF | GJM0332C2A6R2BB01# | | |
| | | ±0.1pF | GJM0332C2A4R8BB01# | | | | ±0.25pF | GJM0332C2A6R2CB01# | | |
| | | 4.8pF | ±0.25pF | GJM0332C2A4R8CB01# | | | ±0.5pF | GJM0332C2A6R2DB01# | | |
| | | | 4.9pF | ±0.05pF | | | GJM0332C2A4R9WB01# | 6.3pF | ±0.05pF | GJM0332C2A6R3WB01# |
| | | | | ±0.1pF | | | GJM0332C2A4R9BB01# | | ±0.1pF | GJM0332C2A6R3BB01# |
| | | ±0.25pF | | GJM0332C2A4R9CB01# | | | ±0.25pF | | GJM0332C2A6R3CB01# | |
| | | 5.0pF | ±0.05pF | GJM0332C2A5R0WB01# | | | ±0.5pF | GJM0332C2A6R3DB01# | | |
| | | | ±0.1pF | GJM0332C2A5R0BB01# | | | 6.4pF | ±0.05pF | GJM0332C2A6R4WB01# | |
| | | | ±0.25pF | GJM0332C2A5R0CB01# | | | | ±0.1pF | GJM0332C2A6R4BB01# | |
| | | 5.1pF | ±0.05pF | GJM0332C2A5R1WB01# | | | | ±0.25pF | GJM0332C2A6R4CB01# | |
| | | | ±0.1pF | GJM0332C2A5R1BB01# | | | ±0.5pF | GJM0332C2A6R4DB01# | | |
| | | | ±0.25pF | GJM0332C2A5R1CB01# | | | 6.5pF | ±0.05pF | GJM0332C2A6R5WB01# | |
| | | ±0.5pF | GJM0332C2A5R1DB01# | ±0.1pF | | | | GJM0332C2A6R5BB01# | | |
| | | 5.2pF | ±0.05pF | GJM0332C2A5R2WB01# | | | | ±0.25pF | GJM0332C2A6R5CB01# | |
| | | | ±0.1pF | GJM0332C2A5R2BB01# | | | ±0.5pF | GJM0332C2A6R5DB01# | | |
| | | | ±0.25pF | GJM0332C2A5R2CB01# | | | 6.6pF | ±0.05pF | GJM0332C2A6R6WB01# | |
| | | ±0.5pF | GJM0332C2A5R2DB01# | ±0.1pF | | | | GJM0332C2A6R6BB01# | | |
| | | 5.3pF | ±0.05pF | GJM0332C2A5R3WB01# | | | | ±0.25pF | GJM0332C2A6R6CB01# | |
| | | | ±0.1pF | GJM0332C2A5R3BB01# | | | ±0.5pF | GJM0332C2A6R6DB01# | | |
| | | | ±0.25pF | GJM0332C2A5R3CB01# | | | 6.7pF | ±0.05pF | GJM0332C2A6R7WB01# | |
| | | ±0.5pF | GJM0332C2A5R3DB01# | ±0.1pF | | | | GJM0332C2A6R7BB01# | | |
| | | 5.4pF | ±0.05pF | GJM0332C2A5R4WB01# | | | | ±0.25pF | GJM0332C2A6R7CB01# | |
| | | | ±0.1pF | GJM0332C2A5R4BB01# | | | ±0.5pF | GJM0332C2A6R7DB01# | | |
| | | | ±0.25pF | GJM0332C2A5R4CB01# | | | 6.8pF | ±0.05pF | GJM0332C2A6R8WB01# | |
| | | ±0.5pF | GJM0332C2A5R4DB01# | ±0.1pF | | | | GJM0332C2A6R8BB01# | | |
| | | 5.5pF | ±0.05pF | GJM0332C2A5R5WB01# | | | | ±0.25pF | GJM0332C2A6R8CB01# | |
| | | | ±0.1pF | GJM0332C2A5R5BB01# | | | ±0.5pF | GJM0332C2A6R8DB01# | | |
| | | | ±0.25pF | GJM0332C2A5R5CB01# | | | 6.9pF | ±0.05pF | GJM0332C2A6R9WB01# | |
| | | ±0.5pF | GJM0332C2A5R5DB01# | ±0.1pF | | | | GJM0332C2A6R9BB01# | | |
| | | 5.6pF | ±0.05pF | GJM0332C2A5R6WB01# | | | | ±0.25pF | GJM0332C2A6R9CB01# | |
| | | | ±0.1pF | GJM0332C2A5R6BB01# | | | ±0.5pF | GJM0332C2A6R9DB01# | | |
| | | | ±0.25pF | GJM0332C2A5R6CB01# | | | 7.0pF | ±0.05pF | GJM0332C2A7R0WB01# | |
| | | ±0.5pF | GJM0332C2A5R6DB01# | ±0.1pF | | | | GJM0332C2A7R0BB01# | | |
| | | 5.7pF | ±0.05pF | GJM0332C2A5R7WB01# | | | | ±0.25pF | GJM0332C2A7R0CB01# | |
| | | | ±0.1pF | GJM0332C2A5R7BB01# | | | ±0.5pF | GJM0332C2A7R0DB01# | | |
| | | | ±0.25pF | GJM0332C2A5R7CB01# | | | 7.1pF | ±0.05pF | GJM0332C2A7R1WB01# | |
| | | ±0.5pF | GJM0332C2A5R7DB01# | ±0.1pF | | | | GJM0332C2A7R1BB01# | | |
| | | 5.8pF | ±0.05pF | GJM0332C2A5R8WB01# | | | | ±0.25pF | GJM0332C2A7R1CB01# | |
| | | | ±0.1pF | GJM0332C2A5R8BB01# | | | ±0.5pF | GJM0332C2A7R1DB01# | | |
| | | | ±0.25pF | GJM0332C2A5R8CB01# | | | 7.2pF | ±0.05pF | GJM0332C2A7R2WB01# | |
| | | ±0.5pF | GJM0332C2A5R8DB01# | ±0.1pF | | | | GJM0332C2A7R2BB01# | | |
| | | 5.9pF | ±0.05pF | GJM0332C2A5R9WB01# | | | | ±0.25pF | GJM0332C2A7R2CB01# | |
| | | | ±0.1pF | GJM0332C2A5R9BB01# | | | ±0.5pF | GJM0332C2A7R2DB01# | | |
| | | | ±0.25pF | GJM0332C2A5R9CB01# | | | 7.3pF | ±0.05pF | GJM0332C2A7R3WB01# | |
| | | ±0.5pF | GJM0332C2A5R9DB01# | ±0.1pF | | | | GJM0332C2A7R3BB01# | | |
| | | 6.0pF | ±0.05pF | GJM0332C2A6R0WB01# | | | | ±0.25pF | GJM0332C2A7R3CB01# | |
| | | | ±0.1pF | GJM0332C2A6R0BB01# | | | ±0.5pF | GJM0332C2A7R3DB01# | | |
| | | | ±0.25pF | GJM0332C2A6R0CB01# | | | 7.4pF | ±0.05pF | GJM0332C2A7R4WB01# | |
| | | ±0.5pF | GJM0332C2A6R0DB01# | ±0.1pF | | | | GJM0332C2A7R4BB01# | | |
| | | ±0.05pF | GJM0332C2A6R1WB01# | ±0.25pF | | | | GJM0332C2A7R4CB01# | | |

Part number # indicates the package specification code.

GRM
 GR3
 GRJ
 GR4
 GJM
 GQM
 GA2
 GA3 GB
 GA3 GD
 GA3 GF
 LLL
 LLA
 LLM
 LLR
 NFM
 GJ4
 ZRA
 ZRB
 KRM
 KR3
 GMA
 GMD
 ⚠Caution /Notice

GJM Series Temperature Compensating Type High Q Part Number List

(→ 0.6×0.3mm)

| Rated Voltage | TC Code | Cap. | Tol. | Part Number | Rated Voltage | TC Code | Cap. | Tol. | Part Number |
|---------------|---------|---------|--------------------|--------------------|---------------|---------|--------------------|--------------------|--------------------|
| 100Vdc | CH | 7.4pF | ±0.5pF | GJM0332C2A7R4DB01# | 100Vdc | CH | 8.8pF | ±0.1pF | GJM0332C2A8R8BB01# |
| | | | ±0.05pF | GJM0332C2A7R5WB01# | | | | ±0.25pF | GJM0332C2A8R8CB01# |
| | | 7.5pF | ±0.1pF | GJM0332C2A7R5BB01# | | | ±0.5pF | GJM0332C2A8R8DB01# | |
| | | | ±0.25pF | GJM0332C2A7R5CB01# | | | 8.9pF | ±0.05pF | GJM0332C2A8R9WB01# |
| | | | ±0.5pF | GJM0332C2A7R5DB01# | | | | ±0.1pF | GJM0332C2A8R9BB01# |
| | | | 7.6pF | ±0.05pF | | | GJM0332C2A7R6WB01# | ±0.25pF | GJM0332C2A8R9CB01# |
| | | ±0.1pF | | GJM0332C2A7R6BB01# | | | ±0.5pF | GJM0332C2A8R9DB01# | |
| | | ±0.25pF | | GJM0332C2A7R6CB01# | | | 9.0pF | ±0.05pF | GJM0332C2A9R0WB01# |
| | | ±0.5pF | | GJM0332C2A7R6DB01# | | | | ±0.1pF | GJM0332C2A9R0BB01# |
| | | 7.7pF | ±0.05pF | GJM0332C2A7R7WB01# | | | ±0.25pF | GJM0332C2A9R0CB01# | |
| | | | ±0.1pF | GJM0332C2A7R7BB01# | | | ±0.5pF | GJM0332C2A9R0DB01# | |
| | | | ±0.25pF | GJM0332C2A7R7CB01# | | | 9.1pF | ±0.05pF | GJM0332C2A9R1WB01# |
| | | | ±0.5pF | GJM0332C2A7R7DB01# | | | | ±0.1pF | GJM0332C2A9R1BB01# |
| | | 7.8pF | ±0.05pF | GJM0332C2A7R8WB01# | | | | ±0.25pF | GJM0332C2A9R1CB01# |
| | | | ±0.1pF | GJM0332C2A7R8BB01# | | | ±0.5pF | GJM0332C2A9R1DB01# | |
| | | | ±0.25pF | GJM0332C2A7R8CB01# | | | 9.2pF | ±0.05pF | GJM0332C2A9R2WB01# |
| | | ±0.5pF | GJM0332C2A7R8DB01# | ±0.1pF | | | | GJM0332C2A9R2BB01# | |
| | | 7.9pF | ±0.05pF | GJM0332C2A7R9WB01# | | | | ±0.25pF | GJM0332C2A9R2CB01# |
| | | | ±0.1pF | GJM0332C2A7R9BB01# | | | ±0.5pF | GJM0332C2A9R2DB01# | |
| | | | ±0.25pF | GJM0332C2A7R9CB01# | | | 9.3pF | ±0.05pF | GJM0332C2A9R3WB01# |
| | | ±0.5pF | GJM0332C2A7R9DB01# | ±0.1pF | | | | GJM0332C2A9R3BB01# | |
| | | 8.0pF | ±0.05pF | GJM0332C2A8R0WB01# | | | | ±0.25pF | GJM0332C2A9R3CB01# |
| | | | ±0.1pF | GJM0332C2A8R0BB01# | | | ±0.5pF | GJM0332C2A9R3DB01# | |
| | | | ±0.25pF | GJM0332C2A8R0CB01# | | | 9.4pF | ±0.05pF | GJM0332C2A9R4WB01# |
| | | | ±0.5pF | GJM0332C2A8R0DB01# | | | | ±0.1pF | GJM0332C2A9R4BB01# |
| | | 8.1pF | ±0.05pF | GJM0332C2A8R1WB01# | | | | ±0.25pF | GJM0332C2A9R4CB01# |
| | | | ±0.1pF | GJM0332C2A8R1BB01# | | | ±0.5pF | GJM0332C2A9R4DB01# | |
| | | | ±0.25pF | GJM0332C2A8R1CB01# | | | 9.5pF | ±0.05pF | GJM0332C2A9R5WB01# |
| | | ±0.5pF | GJM0332C2A8R1DB01# | ±0.1pF | | | | GJM0332C2A9R5BB01# | |
| | | 8.2pF | ±0.05pF | GJM0332C2A8R2WB01# | | | | ±0.25pF | GJM0332C2A9R5CB01# |
| | | | ±0.1pF | GJM0332C2A8R2BB01# | | | ±0.5pF | GJM0332C2A9R5DB01# | |
| | | | ±0.25pF | GJM0332C2A8R2CB01# | | | 9.6pF | ±0.05pF | GJM0332C2A9R6WB01# |
| | | | ±0.5pF | GJM0332C2A8R2DB01# | | | | ±0.1pF | GJM0332C2A9R6BB01# |
| | | 8.3pF | ±0.05pF | GJM0332C2A8R3WB01# | | | | ±0.25pF | GJM0332C2A9R6CB01# |
| | | | ±0.1pF | GJM0332C2A8R3BB01# | | | ±0.5pF | GJM0332C2A9R6DB01# | |
| | | | ±0.25pF | GJM0332C2A8R3CB01# | | | 9.7pF | ±0.05pF | GJM0332C2A9R7WB01# |
| | | ±0.5pF | GJM0332C2A8R3DB01# | ±0.1pF | | | | GJM0332C2A9R7BB01# | |
| | | 8.4pF | ±0.05pF | GJM0332C2A8R4WB01# | | | | ±0.25pF | GJM0332C2A9R7CB01# |
| | | | ±0.1pF | GJM0332C2A8R4BB01# | | | ±0.5pF | GJM0332C2A9R7DB01# | |
| | | | ±0.25pF | GJM0332C2A8R4CB01# | | | 9.8pF | ±0.05pF | GJM0332C2A9R8WB01# |
| | | | ±0.5pF | GJM0332C2A8R4DB01# | | | | ±0.1pF | GJM0332C2A9R8BB01# |
| | | 8.5pF | ±0.05pF | GJM0332C2A8R5WB01# | | | | ±0.25pF | GJM0332C2A9R8CB01# |
| | | | ±0.1pF | GJM0332C2A8R5BB01# | | | ±0.5pF | GJM0332C2A9R8DB01# | |
| | | | ±0.25pF | GJM0332C2A8R5CB01# | | | 9.9pF | ±0.05pF | GJM0332C2A9R9WB01# |
| | | ±0.5pF | GJM0332C2A8R5DB01# | ±0.1pF | | | | GJM0332C2A9R9BB01# | |
| | | 8.6pF | ±0.05pF | GJM0332C2A8R6WB01# | | | | ±0.25pF | GJM0332C2A9R9CB01# |
| | | | ±0.1pF | GJM0332C2A8R6BB01# | | | ±0.5pF | GJM0332C2A9R9DB01# | |
| | | | ±0.25pF | GJM0332C2A8R6CB01# | | | 10pF | ±2% | GJM0332C2A100GB01# |
| | | | ±0.5pF | GJM0332C2A8R6DB01# | | | | ±5% | GJM0332C2A100JB01# |
| | | 8.7pF | ±0.05pF | GJM0332C2A8R7WB01# | | | 11pF | ±2% | GJM0332C2A110GB01# |
| | | | ±0.1pF | GJM0332C2A8R7BB01# | | | | ±5% | GJM0332C2A110JB01# |
| | | | ±0.25pF | GJM0332C2A8R7CB01# | | | 12pF | ±2% | GJM0332C2A120GB01# |
| | | | ±0.5pF | GJM0332C2A8R7DB01# | | | | ±5% | GJM0332C2A120JB01# |
| | | 8.8pF | ±0.05pF | GJM0332C2A8R8WB01# | | | 13pF | ±2% | GJM0332C2A130GB01# |

Part number # indicates the package specification code.

- GRM
- GR3
- GRJ
- GR4
- GJM
- GQM
- GGA2
- GGA3 GB
- GGA3 GD
- GGA3 GF
- LLL
- LLA
- LLM
- LLR
- NFM
- GJ4
- ZRA
- ZRB
- KRM
- KR3
- GMA
- GMD
- △Caution /Notice

GJM Series Temperature Compensating Type High Q Part Number List

(→ 0.6×0.3mm)

| Rated Voltage | TC Code | Cap. | Tol. | Part Number | Rated Voltage | TC Code | Cap. | Tol. | Part Number | | |
|---------------|---------|---------|--------------------|--------------------|---------------|---------|--------------------|--------------------|--------------------|--------------------|--------------------|
| 100Vdc | CH | 13pF | ±5% | GJM0332C2A130JB01# | 100Vdc | CJ | 3.8pF | ±0.05pF | GJM0333C2A3R8WB01# | | |
| | | 15pF | ±2% | GJM0332C2A150GB01# | | | | ±0.1pF | GJM0333C2A3R8BB01# | | |
| | | | ±5% | GJM0332C2A150JB01# | | | | ±0.25pF | GJM0333C2A3R8CB01# | | |
| | CJ | 2.1pF | ±0.05pF | GJM0333C2A2R1WB01# | | 3.9pF | ±0.05pF | GJM0333C2A3R9WB01# | ±0.05pF | GJM0334C2AR30WB01# | |
| | | | ±0.1pF | GJM0333C2A2R1BB01# | | | ±0.1pF | GJM0333C2A3R9BB01# | ±0.1pF | GJM0334C2AR30BB01# | |
| | | | ±0.25pF | GJM0333C2A2R1CB01# | | | ±0.25pF | GJM0333C2A3R9CB01# | ±0.1pF | GJM0334C2AR40WB01# | |
| | 2.2pF | ±0.05pF | GJM0333C2A2R2WB01# | 0.40pF | | ±0.05pF | GJM0334C2AR40BB01# | 0.50pF | ±0.05pF | GJM0334C2AR50WB01# | |
| | | ±0.1pF | GJM0333C2A2R2BB01# | | | ±0.1pF | GJM0334C2AR50BB01# | | ±0.1pF | GJM0334C2AR60WB01# | |
| | | ±0.25pF | GJM0333C2A2R2CB01# | | | ±0.25pF | GJM0334C2AR60BB01# | | ±0.1pF | GJM0334C2AR70WB01# | |
| | 2.3pF | ±0.05pF | GJM0333C2A2R3WB01# | 0.60pF | | ±0.05pF | GJM0334C2AR70BB01# | 0.70pF | ±0.05pF | GJM0334C2AR80WB01# | |
| | | ±0.1pF | GJM0333C2A2R3BB01# | | | ±0.1pF | GJM0334C2AR80BB01# | | ±0.1pF | GJM0334C2AR90WB01# | |
| | | ±0.25pF | GJM0333C2A2R3CB01# | | | ±0.25pF | GJM0334C2AR90BB01# | | ±0.25pF | GJM0334C2A1R0WB01# | |
| | 2.4pF | ±0.05pF | GJM0333C2A2R4WB01# | 2.7pF | | ±0.05pF | GJM0333C2A2R7WB01# | 1.1pF | ±0.05pF | GJM0334C2A1R1WB01# | |
| | | ±0.1pF | GJM0333C2A2R4BB01# | | | ±0.1pF | GJM0333C2A2R7BB01# | | ±0.1pF | GJM0334C2A1R1BB01# | |
| | | ±0.25pF | GJM0333C2A2R4CB01# | | | ±0.25pF | GJM0333C2A2R7CB01# | | ±0.25pF | GJM0334C2A1R1CB01# | |
| | 2.5pF | ±0.05pF | GJM0333C2A2R5WB01# | 2.8pF | | ±0.05pF | GJM0333C2A2R8WB01# | 1.2pF | ±0.05pF | GJM0334C2A1R2WB01# | |
| | | ±0.1pF | GJM0333C2A2R5BB01# | | | ±0.1pF | GJM0333C2A2R8BB01# | | ±0.1pF | GJM0334C2A1R2BB01# | |
| | | ±0.25pF | GJM0333C2A2R5CB01# | | | ±0.25pF | GJM0333C2A2R8CB01# | | ±0.25pF | GJM0334C2A1R2CB01# | |
| | 2.6pF | ±0.05pF | GJM0333C2A2R6WB01# | 2.9pF | | ±0.05pF | GJM0333C2A2R9WB01# | 1.3pF | ±0.05pF | GJM0334C2A1R3WB01# | |
| | | ±0.1pF | GJM0333C2A2R6BB01# | | | ±0.1pF | GJM0333C2A2R9BB01# | | ±0.1pF | GJM0334C2A1R3BB01# | |
| | | ±0.25pF | GJM0333C2A2R6CB01# | | | ±0.25pF | GJM0333C2A2R9CB01# | | ±0.25pF | GJM0334C2A1R3CB01# | |
| | 2.7pF | ±0.05pF | GJM0333C2A2R7WB01# | 3.0pF | | ±0.05pF | GJM0333C2A3R0WB01# | 1.4pF | ±0.05pF | GJM0334C2A1R4WB01# | |
| | | ±0.1pF | GJM0333C2A2R7BB01# | | | ±0.1pF | GJM0333C2A3R0BB01# | | ±0.1pF | GJM0334C2A1R4BB01# | |
| | | ±0.25pF | GJM0333C2A2R7CB01# | | | ±0.25pF | GJM0333C2A3R0CB01# | | ±0.25pF | GJM0334C2A1R4CB01# | |
| | 2.8pF | ±0.05pF | GJM0333C2A2R8WB01# | 3.1pF | | ±0.05pF | GJM0333C2A3R1WB01# | 1.5pF | ±0.05pF | GJM0334C2A1R5WB01# | |
| | | ±0.1pF | GJM0333C2A2R8BB01# | | | ±0.1pF | GJM0333C2A3R1BB01# | | ±0.1pF | GJM0334C2A1R5BB01# | |
| | | ±0.25pF | GJM0333C2A2R8CB01# | | | ±0.25pF | GJM0333C2A3R1CB01# | | ±0.25pF | GJM0334C2A1R5CB01# | |
| | 2.9pF | ±0.05pF | GJM0333C2A2R9WB01# | 3.2pF | | ±0.05pF | GJM0333C2A3R2WB01# | 1.6pF | ±0.05pF | GJM0334C2A1R6WB01# | |
| | | ±0.1pF | GJM0333C2A2R9BB01# | | | ±0.1pF | GJM0333C2A3R2BB01# | | ±0.1pF | GJM0334C2A1R6BB01# | |
| | | ±0.25pF | GJM0333C2A2R9CB01# | | | ±0.25pF | GJM0333C2A3R2CB01# | | ±0.25pF | GJM0334C2A1R6CB01# | |
| | 3.0pF | ±0.05pF | GJM0333C2A3R0WB01# | 3.3pF | | ±0.05pF | GJM0333C2A3R3WB01# | 1.7pF | ±0.05pF | GJM0334C2A1R7WB01# | |
| | | ±0.1pF | GJM0333C2A3R0BB01# | | | ±0.1pF | GJM0333C2A3R3BB01# | | ±0.1pF | GJM0334C2A1R7BB01# | |
| | | ±0.25pF | GJM0333C2A3R0CB01# | | | ±0.25pF | GJM0333C2A3R3CB01# | | ±0.25pF | GJM0334C2A1R7CB01# | |
| | 3.1pF | ±0.05pF | GJM0333C2A3R1WB01# | 3.4pF | | ±0.05pF | GJM0333C2A3R4WB01# | 1.8pF | ±0.05pF | GJM0334C2A1R8WB01# | |
| | | ±0.1pF | GJM0333C2A3R1BB01# | | | ±0.1pF | GJM0333C2A3R4BB01# | | ±0.1pF | GJM0334C2A1R8BB01# | |
| | | ±0.25pF | GJM0333C2A3R1CB01# | | | ±0.25pF | GJM0333C2A3R4CB01# | | ±0.25pF | GJM0334C2A1R8CB01# | |
| | 3.2pF | ±0.05pF | GJM0333C2A3R2WB01# | 3.5pF | | ±0.05pF | GJM0333C2A3R5WB01# | 1.9pF | ±0.05pF | GJM0334C2A1R9WB01# | |
| | | ±0.1pF | GJM0333C2A3R2BB01# | | | ±0.1pF | GJM0333C2A3R5BB01# | | ±0.1pF | GJM0334C2A1R9BB01# | |
| | | ±0.25pF | GJM0333C2A3R2CB01# | | | ±0.25pF | GJM0333C2A3R5CB01# | | ±0.25pF | GJM0334C2A1R9CB01# | |
| | 3.3pF | ±0.05pF | GJM0333C2A3R3WB01# | 3.6pF | | ±0.05pF | GJM0333C2A3R6WB01# | 2.0pF | ±0.05pF | GJM0334C2A2R0WB01# | |
| | | ±0.1pF | GJM0333C2A3R3BB01# | | | ±0.1pF | GJM0333C2A3R6BB01# | | ±0.1pF | GJM0334C2A2R0BB01# | |
| | | ±0.25pF | GJM0333C2A3R3CB01# | | | ±0.25pF | GJM0333C2A3R6CB01# | | ±0.25pF | GJM0334C2A2R0CB01# | |
| | 3.4pF | ±0.05pF | GJM0333C2A3R4WB01# | 3.7pF | | ±0.05pF | GJM0333C2A3R7WB01# | X8G | 0.30pF | ±0.05pF | GJM0335G2AR30WB01# |
| | | ±0.1pF | GJM0333C2A3R4BB01# | | | ±0.1pF | GJM0333C2A3R7BB01# | | | | |
| | | ±0.25pF | GJM0333C2A3R4CB01# | | | ±0.25pF | GJM0333C2A3R7CB01# | | | | |

Part number # indicates the package specification code.

- GRM
- GR3
- GRJ
- GR4
- GJM
- GQM
- GQ2
- GA2
- GA3
- GA3
- GA3
- LL
- LLA
- LLM
- LLR
- NFM
- GJ4
- ZRA
- ZRB
- KRM
- KR3
- GMA
- GMD
- ⚠Caution / Notice

GJM Series Temperature Compensating Type High Q Part Number List

(→ 0.6×0.3mm)

| Rated Voltage | TC Code | Cap. | Tol. | Part Number | Rated Voltage | TC Code | Cap. | Tol. | Part Number | | | | | | | |
|---------------|--------------------|--------------------|--------------------|--------------------|--------------------|--------------------|--------------------|--------------------|--------------------|--------------------|--------------------|--------------------|--------------------|--------------------|--------------------|--------------------|
| 100Vdc | X8G | 0.30pF | ±0.1pF | GJM0335G2AR30BB01# | 100Vdc | X8G | 2.3pF | ±0.25pF | GJM0335G2A2R3CB01# | | | | | | | |
| | | | ±0.05pF | GJM0335G2AR40WB01# | | | | 2.4pF | ±0.05pF | GJM0335G2A2R4WB01# | | | | | | |
| | | ±0.1pF | GJM0335G2AR40BB01# | ±0.1pF | | | GJM0335G2A2R4BB01# | | 2.5pF | ±0.25pF | GJM0335G2A2R4CB01# | | | | | |
| | | 0.50pF | ±0.05pF | GJM0335G2AR50WB01# | | | ±0.05pF | GJM0335G2A2R5WB01# | | 2.6pF | ±0.1pF | GJM0335G2A2R5BB01# | | | | |
| | | | ±0.1pF | GJM0335G2AR50BB01# | | | ±0.25pF | GJM0335G2A2R5CB01# | 2.7pF | | ±0.05pF | GJM0335G2A2R6WB01# | | | | |
| | | 0.60pF | ±0.05pF | GJM0335G2AR60WB01# | | | ±0.1pF | GJM0335G2AR70WB01# | | | ±0.1pF | GJM0335G2A2R6BB01# | 2.8pF | ±0.25pF | GJM0335G2A2R6CB01# | |
| | | | ±0.1pF | GJM0335G2AR60BB01# | | | ±0.05pF | GJM0335G2AR70BB01# | 2.9pF | ±0.25pF | GJM0335G2A2R7WB01# | ±0.1pF | | GJM0335G2A2R7BB01# | | |
| | | 0.70pF | ±0.05pF | GJM0335G2AR80WB01# | | | ±0.1pF | GJM0335G2AR80BB01# | | ±0.25pF | GJM0335G2A2R7CB01# | | 3.0pF | ±0.05pF | GJM0335G2A2R8WB01# | |
| | | | 0.80pF | ±0.05pF | | | GJM0335G2AR90WB01# | ±0.1pF | | GJM0335G2AR90BB01# | ±0.1pF | GJM0335G2A2R8BB01# | | ±0.25pF | GJM0335G2A2R8CB01# | |
| | | 0.90pF | | ±0.05pF | | | GJM0335G2AR90WB01# | ±0.1pF | GJM0335G2AR90BB01# | 3.1pF | | ±0.05pF | | | GJM0335G2A2R9WB01# | ±0.1pF |
| | | | 1.0pF | ±0.05pF | | | GJM0335G2A1R0WB01# | ±0.1pF | GJM0335G2A1R0BB01# | | ±0.25pF | GJM0335G2A2R9CB01# | ±0.25pF | GJM0335G2A3R0WB01# | | |
| | | | | ±0.25pF | | | GJM0335G2A1R0CB01# | 1.1pF | ±0.05pF | | GJM0335G2A1R1WB01# | ±0.1pF | | GJM0335G2A3R0BB01# | ±0.25pF | GJM0335G2A3R0CB01# |
| | | 1.2pF | ±0.05pF | GJM0335G2A1R1WB01# | | | ±0.1pF | | GJM0335G2A1R1BB01# | 3.2pF | ±0.05pF | | GJM0335G2A3R1WB01# | ±0.1pF | | GJM0335G2A3R1BB01# |
| | | | ±0.1pF | GJM0335G2A1R1BB01# | | | ±0.25pF | | GJM0335G2A1R1CB01# | | ±0.25pF | GJM0335G2A3R1CB01# | ±0.25pF | | GJM0335G2A3R2WB01# | |
| | | 1.3pF | ±0.05pF | GJM0335G2A1R2WB01# | | | ±0.1pF | GJM0335G2A1R2BB01# | ±0.1pF | | GJM0335G2A3R2BB01# | ±0.25pF | | GJM0335G2A3R2CB01# | 3.3pF | ±0.05pF |
| | | | ±0.25pF | GJM0335G2A1R2CB01# | | | 1.4pF | ±0.05pF | | GJM0335G2A1R3WB01# | ±0.1pF | | GJM0335G2A3R3BB01# | ±0.25pF | | GJM0335G2A3R3CB01# |
| | | | 1.4pF | ±0.05pF | | | | GJM0335G2A1R3WB01# | ±0.1pF | GJM0335G2A1R3BB01# | | ±0.25pF | GJM0335G2A3R4BB01# | | | ±0.25pF |
| | | ±0.25pF | | GJM0335G2A1R3CB01# | | | 1.5pF | ±0.05pF | GJM0335G2A1R4WB01# | ±0.1pF | GJM0335G2A3R5BB01# | ±0.25pF | GJM0335G2A3R5CB01# | ±0.25pF | GJM0335G2A3R6WB01# | |
| | | 1.5pF | ±0.05pF | GJM0335G2A1R4WB01# | | | | ±0.1pF | GJM0335G2A1R4BB01# | | ±0.25pF | | GJM0335G2A3R6BB01# | | ±0.25pF | GJM0335G2A3R6CB01# |
| | | | ±0.25pF | GJM0335G2A1R4CB01# | | | | 1.6pF | ±0.05pF | GJM0335G2A1R5WB01# | | ±0.1pF | GJM0335G2A3R7BB01# | ±0.25pF | | GJM0335G2A3R7CB01# |
| | | 1.6pF | ±0.05pF | GJM0335G2A1R5WB01# | | | ±0.1pF | | GJM0335G2A1R5BB01# | ±0.25pF | GJM0335G2A3R8BB01# | | ±0.25pF | | GJM0335G2A3R8CB01# | ±0.1pF |
| | | | ±0.1pF | GJM0335G2A1R5BB01# | | | 1.7pF | ±0.05pF | GJM0335G2A1R6WB01# | | ±0.1pF | GJM0335G2A3R9BB01# | | ±0.25pF | GJM0335G2A4R0WB01# | |
| | | | ±0.25pF | GJM0335G2A1R5CB01# | | | | ±0.25pF | GJM0335G2A1R6CB01# | ±0.25pF | | GJM0335G2A3R9CB01# | ±0.25pF | | GJM0335G2A4R0CB01# | ±0.25pF |
| | | 1.7pF | ±0.05pF | GJM0335G2A1R6WB01# | | | ±0.1pF | GJM0335G2A1R6BB01# | ±0.25pF | | GJM0335G2A4R1BB01# | ±0.25pF | | GJM0335G2A4R1CB01# | ±0.05pF | |
| | | | ±0.1pF | GJM0335G2A1R6BB01# | | | 1.8pF | ±0.05pF | | GJM0335G2A1R7WB01# | ±0.1pF | | GJM0335G2A4R2BB01# | ±0.25pF | | GJM0335G2A4R2CB01# |
| | | | ±0.25pF | GJM0335G2A1R6CB01# | | | | ±0.25pF | GJM0335G2A1R7CB01# | ±0.25pF | | GJM0335G2A4R3BB01# | ±0.25pF | | GJM0335G2A4R3CB01# | ±0.1pF |
| | | 1.8pF | ±0.05pF | GJM0335G2A1R7WB01# | | | ±0.1pF | GJM0335G2A1R7BB01# | ±0.25pF | | GJM0335G2A4R4WB01# | ±0.25pF | | GJM0335G2A4R4CB01# | ±0.05pF | |
| | | | ±0.1pF | GJM0335G2A1R7BB01# | | | 1.9pF | ±0.05pF | | GJM0335G2A1R8WB01# | ±0.1pF | | GJM0335G2A4R5WB01# | ±0.25pF | | GJM0335G2A4R5BB01# |
| | | | ±0.25pF | GJM0335G2A1R7CB01# | | | | ±0.25pF | GJM0335G2A1R8CB01# | ±0.25pF | | GJM0335G2A4R5CB01# | ±0.25pF | | GJM0335G2A4R5CB01# | ±0.25pF |
| | | 1.9pF | ±0.05pF | GJM0335G2A1R8WB01# | | | ±0.1pF | GJM0335G2A1R8BB01# | ±0.25pF | | GJM0335G2A4R6BB01# | ±0.25pF | | GJM0335G2A4R6CB01# | ±0.05pF | |
| | | | ±0.1pF | GJM0335G2A1R8BB01# | | | 2.0pF | ±0.05pF | | GJM0335G2A1R9WB01# | ±0.1pF | | GJM0335G2A4R7WB01# | ±0.25pF | | GJM0335G2A4R7BB01# |
| | | | ±0.25pF | GJM0335G2A1R8CB01# | | | | ±0.25pF | GJM0335G2A1R9CB01# | ±0.25pF | | GJM0335G2A4R7CB01# | ±0.25pF | | GJM0335G2A4R7CB01# | ±0.25pF |
| | | 2.0pF | ±0.05pF | GJM0335G2A1R9WB01# | | | ±0.1pF | GJM0335G2A1R9BB01# | ±0.25pF | | GJM0335G2A4R8BB01# | ±0.25pF | | GJM0335G2A4R8CB01# | ±0.05pF | |
| | | | ±0.1pF | GJM0335G2A1R9BB01# | | | 2.1pF | ±0.05pF | | GJM0335G2A2R0WB01# | ±0.1pF | | GJM0335G2A4R9WB01# | ±0.25pF | | GJM0335G2A4R9BB01# |
| | | | ±0.25pF | GJM0335G2A1R9CB01# | | | | ±0.25pF | GJM0335G2A2R0CB01# | ±0.25pF | | GJM0335G2A4R9CB01# | ±0.25pF | | GJM0335G2A4R9CB01# | ±0.25pF |
| | | 2.1pF | ±0.05pF | GJM0335G2A2R0WB01# | | | ±0.1pF | GJM0335G2A2R0BB01# | ±0.25pF | | GJM0335G2A4R0BB01# | ±0.25pF | | GJM0335G2A4R0CB01# | ±0.05pF | |
| | | | ±0.1pF | GJM0335G2A2R0BB01# | | | 2.2pF | ±0.05pF | | GJM0335G2A2R1WB01# | ±0.1pF | | GJM0335G2A4R1WB01# | ±0.25pF | | GJM0335G2A4R1BB01# |
| | | | ±0.25pF | GJM0335G2A2R0CB01# | | | | ±0.25pF | GJM0335G2A2R1CB01# | ±0.25pF | | GJM0335G2A4R1CB01# | ±0.25pF | | GJM0335G2A4R1CB01# | ±0.25pF |
| | | 2.2pF | ±0.05pF | GJM0335G2A2R1WB01# | | | ±0.1pF | GJM0335G2A2R1BB01# | ±0.25pF | | GJM0335G2A4R2BB01# | ±0.25pF | | GJM0335G2A4R2CB01# | ±0.05pF | |
| | | | ±0.1pF | GJM0335G2A2R1BB01# | | | 2.3pF | ±0.05pF | | GJM0335G2A2R2WB01# | ±0.1pF | | GJM0335G2A4R3WB01# | ±0.25pF | | GJM0335G2A4R3BB01# |
| | | | ±0.25pF | GJM0335G2A2R1CB01# | | | | ±0.25pF | GJM0335G2A2R2CB01# | ±0.25pF | | GJM0335G2A4R3CB01# | ±0.25pF | | GJM0335G2A4R3CB01# | ±0.25pF |
| | | 2.3pF | ±0.05pF | GJM0335G2A2R2WB01# | | | ±0.1pF | GJM0335G2A2R2BB01# | ±0.25pF | | GJM0335G2A4R4BB01# | ±0.25pF | | GJM0335G2A4R4CB01# | ±0.05pF | |
| ±0.1pF | GJM0335G2A2R2BB01# | | 2.4pF | ±0.05pF | GJM0335G2A2R3WB01# | ±0.1pF | GJM0335G2A4R5WB01# | ±0.25pF | | GJM0335G2A4R5BB01# | ±0.1pF | | GJM0335G2A4R5BB01# | | | |
| ±0.25pF | GJM0335G2A2R2CB01# | | | ±0.25pF | GJM0335G2A2R3CB01# | | ±0.25pF | | GJM0335G2A4R5CB01# | ±0.25pF | | GJM0335G2A4R5CB01# | ±0.25pF | GJM0335G2A4R6WB01# | | |
| 2.4pF | ±0.05pF | GJM0335G2A2R3WB01# | ±0.1pF | GJM0335G2A2R3BB01# | ±0.25pF | GJM0335G2A4R6BB01# | | ±0.25pF | GJM0335G2A4R6CB01# | | ±0.05pF | GJM0335G2A4R6WB01# | | | | |
| | ±0.1pF | GJM0335G2A2R3BB01# | 2.5pF | ±0.05pF | | GJM0335G2A2R4WB01# | ±0.1pF | | GJM0335G2A4R7WB01# | ±0.25pF | | GJM0335G2A4R7BB01# | ±0.1pF | GJM0335G2A4R7BB01# | | |
| | ±0.25pF | GJM0335G2A2R3CB01# | | ±0.25pF | GJM0335G2A2R4CB01# | ±0.25pF | | GJM0335G2A4R7CB01# | ±0.25pF | | GJM0335G2A4R7CB01# | ±0.25pF | | GJM0335G2A4R8WB01# | | |
| 2.5pF | ±0.05pF | GJM0335G2A2R4WB01# | ±0.1pF | GJM0335G2A2R4BB01# | ±0.25pF | | GJM0335G2A4R8BB01# | ±0.25pF | | GJM0335G2A4R8CB01# | ±0.05pF | | GJM0335G2A4R8WB01# | | | |
| | ±0.1pF | GJM0335G2A2R4BB01# | 2.6pF | ±0.05pF | | GJM0335G2A2R5WB01# | ±0.1pF | | GJM0335G2A4R9WB01# | ±0.25pF | | GJM0335G2A4R9BB01# | ±0.1pF | GJM0335G2A4R9BB01# | | |
| | ±0.25pF | GJM0335G2A2R4CB01# | | ±0.25pF | GJM0335G2A2R5CB01# | ±0.25pF | | GJM0335G2A4R9CB01# | ±0.25pF | | GJM0335G2A4R9CB01# | ±0.25pF | | GJM0335G2A4R0WB01# | | |
| 2.6pF | ±0.05pF | GJM0335G2A2R5WB01# | ±0.1pF | GJM0335G2A2R5BB01# | ±0.25pF | | GJM0335G2A4R0BB01# | ±0.25pF | | GJM0335G2A4R0CB01# | ±0.05pF | | GJM0335G2A4R0WB01# | | | |
| | ±0.1pF | GJM0335G2A2R5BB01# | 2.7pF | ±0.05pF | | GJM0335G2A2R6WB01# | ±0.1pF | | GJM0335G2A4R1WB01# | ±0.25pF | | GJM0335G2A4R1BB01# | ±0.1pF | GJM0335G2A4R1BB01# | | |
| | ±0.25pF | GJM0335G2A2R5CB01# | | ±0.25pF | GJM0335G2A2R6CB01# | ±0.25pF | | GJM0335G2A4R1CB01# | ±0.25pF | | GJM0335G2A4R1CB01# | ±0.25pF | | GJM0335G2A4R2WB01# | | |
| 2.7pF | ±0.05pF | GJM0335G2A2R6WB01# | ±0.1pF | GJM0335G2A2R6BB01# | ±0.25pF | | GJM0335G2A4R2BB01# | ±0.25pF | | GJM0335G2A4R2CB01# | ±0.05pF | | GJM0335G2A4R2WB01# | | | |
| | ±0.1pF | GJM0335G2A2R6BB01# | 2.8pF | ±0.05pF | | GJM0335G2A2R7WB01# | ±0.1pF | | GJM0335G2A4R3WB01# | ±0.25pF | | GJM0335G2A4R3BB01# | ±0.1pF | GJM0335G2A4R3BB01# | | |
| | ±0.25pF | GJM0335G2A2R6CB01# | | ±0.25pF | GJM0335G2A2R7CB01# | ±0.25pF | | GJM0335G2A4R3CB01# | ±0.25pF | | GJM0335G2A4R3CB01# | ±0.25pF | | GJM0335G2A4R4WB01# | | |
| 2.8pF | ±0.05pF | GJM0335G2A2R7WB01# | ±0.1pF | GJM0335G2A2R7BB01# | ±0.25pF | | GJM0335G2A4R4BB01# | ±0.25pF | | GJM0335G2A4R4CB01# | ±0.05pF | | GJM0335G2A4R4WB01# | | | |
| | ±0.1pF | GJM0335G2A2R7BB01# | 2.9pF | ±0.05pF | | GJM0335G2A2R8WB01# | ±0.1pF | | GJM0335G2A4R5WB01# | ±0.25pF | | GJM0335G2A4R5BB01# | ±0.1pF | GJM0335G2A4R5BB01# | | |
| | ±0.25pF | GJM0335G2A2R7CB01# | | ±0.25pF | GJM0335G2A2R8CB01# | ±0.25pF | | GJM0335G2A4R5CB01# | ±0.25pF | | GJM0335G2A4R5CB01# | ±0.25pF | | GJM0335G2A4R6WB01# | | |
| 2.9pF | ±0.05pF | GJM0335G2A2R8WB01# | ±0.1pF | GJM0335G2A2R8BB01# | ±0.25pF | | GJM0335G2A4R6BB01# | ±0.25pF | | GJM0335G2A4R6CB01# | ±0.05pF | | GJM0335G2A4R6WB01# | | | |
| | ±0.1pF | GJM0335G2A2R8BB01# | 3.0pF | ±0.05pF | | GJM0335G2A2R9WB01# | ±0.1pF | | GJM0335G2A4R7WB01# | ±0.25pF | | GJM0335G2A4R7BB01# | ±0.1pF | GJM0335G2A4R7BB01# | | |
| | ±0.25pF | GJM0335G2A2R8CB01# | | ±0.25pF | GJM0335G2A2R9CB01# | ±0.25pF | | GJM0335G2A4R7CB01# | ±0.25pF | | GJM0335G2A4R7CB01# | ±0.25pF | | GJM0335G2A4R8WB01# | | |
| 3.0pF | ±0.05pF | GJM0335G2A2R9WB01# | ±0.1pF | GJM0335G2A2R9BB01# | ±0.25pF | | GJM0335G2A4R8BB01# | ±0.25pF | | GJM0335G2A4R8CB01# | ±0.05pF | | GJM0335G2A4R8WB01# | | | |
| | ±0.1pF | GJM0335G2A2R9BB01# | 3.1pF | ±0.05pF | | GJM0335G2A2R0WB01# | ±0.1pF | | GJM0335G2A4R9WB01# | ±0.25pF | | GJM0335G2A4R9BB01# | ±0.1pF | GJM0335G2A4R9BB01# | | |
| | ±0.25pF | GJM0335G2A2R9CB01# | | ±0.25pF | GJM0335G2A2R0CB01# | ±0.25pF | | GJM0335G2A4R9CB01# | ±0.25pF | | GJM0335G2A4R9CB01# | ±0 | | | | |

GJM Series Temperature Compensating Type High Q Part Number List

(→ 0.6×0.3mm)

| Rated Voltage | TC Code | Cap. | Tol. | Part Number | Rated Voltage | TC Code | Cap. | Tol. | Part Number |
|---------------|---------|---------|--------------------|--------------------|---------------|---------|--------------------|--------------------|--------------------|
| 100Vdc | X8G | 4.1pF | ±0.25pF | GJM0335G2A4R1CB01# | 100Vdc | X8G | 5.7pF | ±0.25pF | GJM0335G2A5R7CB01# |
| | | | ±0.05pF | GJM0335G2A4R2WB01# | | | | ±0.5pF | GJM0335G2A5R7DB01# |
| | | | ±0.1pF | GJM0335G2A4R2BB01# | | | | ±0.05pF | GJM0335G2A5R8WB01# |
| | | ±0.25pF | GJM0335G2A4R2CB01# | ±0.1pF | | | GJM0335G2A5R8BB01# | | |
| | | ±0.25pF | GJM0335G2A4R3WB01# | ±0.25pF | | | GJM0335G2A5R8CB01# | | |
| | | 4.2pF | ±0.05pF | GJM0335G2A4R3BB01# | | | ±0.5pF | GJM0335G2A5R8DB01# | |
| | | | ±0.1pF | GJM0335G2A4R4WB01# | | | ±0.05pF | GJM0335G2A5R9WB01# | |
| | | | ±0.25pF | GJM0335G2A4R4BB01# | | | ±0.1pF | GJM0335G2A5R9BB01# | |
| | | 4.3pF | ±0.05pF | GJM0335G2A4R4CB01# | | | ±0.25pF | GJM0335G2A5R9CB01# | |
| | | | ±0.1pF | GJM0335G2A4R5WB01# | | | ±0.5pF | GJM0335G2A5R9DB01# | |
| | | | ±0.25pF | GJM0335G2A4R5BB01# | | | ±0.05pF | GJM0335G2A6R0WB01# | |
| | | 4.4pF | ±0.05pF | GJM0335G2A4R5CB01# | | | ±0.1pF | GJM0335G2A6R0BB01# | |
| | | | ±0.1pF | GJM0335G2A4R6WB01# | | | ±0.25pF | GJM0335G2A6R0CB01# | |
| | | | ±0.25pF | GJM0335G2A4R6BB01# | | | ±0.5pF | GJM0335G2A6R0DB01# | |
| | | 4.5pF | ±0.05pF | GJM0335G2A4R6CB01# | | | ±0.05pF | GJM0335G2A6R1WB01# | |
| | | | ±0.1pF | GJM0335G2A4R7WB01# | | | ±0.1pF | GJM0335G2A6R1BB01# | |
| | | | ±0.25pF | GJM0335G2A4R7BB01# | | | ±0.25pF | GJM0335G2A6R1CB01# | |
| | | 4.6pF | ±0.05pF | GJM0335G2A4R7CB01# | | | ±0.5pF | GJM0335G2A6R1DB01# | |
| | | | ±0.1pF | GJM0335G2A4R8WB01# | | | ±0.05pF | GJM0335G2A6R2WB01# | |
| | | | ±0.25pF | GJM0335G2A4R8BB01# | | | ±0.1pF | GJM0335G2A6R2BB01# | |
| | | 4.7pF | ±0.05pF | GJM0335G2A4R8CB01# | | | ±0.25pF | GJM0335G2A6R2CB01# | |
| | | | ±0.1pF | GJM0335G2A4R9WB01# | | | ±0.5pF | GJM0335G2A6R2DB01# | |
| | | | ±0.25pF | GJM0335G2A4R9BB01# | | | ±0.05pF | GJM0335G2A6R3WB01# | |
| | | 4.8pF | ±0.05pF | GJM0335G2A4R9CB01# | | | ±0.1pF | GJM0335G2A6R3BB01# | |
| | | | ±0.1pF | GJM0335G2A5R0WB01# | | | ±0.25pF | GJM0335G2A6R3CB01# | |
| | | | ±0.25pF | GJM0335G2A5R0BB01# | | | ±0.5pF | GJM0335G2A6R3DB01# | |
| | | 4.9pF | ±0.05pF | GJM0335G2A5R0CB01# | | | ±0.05pF | GJM0335G2A6R4WB01# | |
| | | | ±0.1pF | GJM0335G2A5R1WB01# | | | ±0.1pF | GJM0335G2A6R4BB01# | |
| | | | ±0.25pF | GJM0335G2A5R1BB01# | | | ±0.25pF | GJM0335G2A6R4CB01# | |
| | | 5.0pF | ±0.05pF | GJM0335G2A5R1CB01# | | | ±0.5pF | GJM0335G2A6R4DB01# | |
| | | | ±0.1pF | GJM0335G2A5R2WB01# | | | ±0.05pF | GJM0335G2A6R5WB01# | |
| | | | ±0.25pF | GJM0335G2A5R2BB01# | | | ±0.1pF | GJM0335G2A6R5BB01# | |
| | | 5.1pF | ±0.05pF | GJM0335G2A5R2CB01# | | | ±0.25pF | GJM0335G2A6R5CB01# | |
| | | | ±0.1pF | GJM0335G2A5R3WB01# | | | ±0.5pF | GJM0335G2A6R5DB01# | |
| | | | ±0.25pF | GJM0335G2A5R3BB01# | | | ±0.05pF | GJM0335G2A6R6WB01# | |
| | | 5.2pF | ±0.05pF | GJM0335G2A5R3CB01# | | | ±0.1pF | GJM0335G2A6R6BB01# | |
| | | | ±0.1pF | GJM0335G2A5R4WB01# | | | ±0.25pF | GJM0335G2A6R6CB01# | |
| | | | ±0.25pF | GJM0335G2A5R4BB01# | | | ±0.5pF | GJM0335G2A6R6DB01# | |
| | | 5.3pF | ±0.05pF | GJM0335G2A5R4CB01# | | | ±0.05pF | GJM0335G2A6R7WB01# | |
| | | | ±0.1pF | GJM0335G2A5R5WB01# | | | ±0.1pF | GJM0335G2A6R7BB01# | |
| | | | ±0.25pF | GJM0335G2A5R5BB01# | | | ±0.25pF | GJM0335G2A6R7CB01# | |
| | | 5.4pF | ±0.05pF | GJM0335G2A5R5CB01# | | | ±0.5pF | GJM0335G2A6R7DB01# | |
| | | | ±0.1pF | GJM0335G2A5R6WB01# | | | ±0.05pF | GJM0335G2A6R8WB01# | |
| | | | ±0.25pF | GJM0335G2A5R6BB01# | | | ±0.1pF | GJM0335G2A6R8BB01# | |
| | | 5.5pF | ±0.05pF | GJM0335G2A5R6CB01# | | | ±0.25pF | GJM0335G2A6R8CB01# | |
| | | | ±0.1pF | GJM0335G2A5R7WB01# | | | ±0.5pF | GJM0335G2A6R8DB01# | |
| | | | ±0.25pF | GJM0335G2A5R7BB01# | | | ±0.05pF | GJM0335G2A6R9WB01# | |
| | | 5.6pF | ±0.05pF | GJM0335G2A5R7CB01# | | | ±0.1pF | GJM0335G2A6R9BB01# | |
| | | | ±0.1pF | GJM0335G2A5R7DB01# | | | ±0.25pF | GJM0335G2A6R9CB01# | |
| | | | ±0.25pF | GJM0335G2A5R7BB01# | | | ±0.5pF | GJM0335G2A6R9DB01# | |
| | | 5.7pF | ±0.05pF | GJM0335G2A5R7CB01# | | | ±0.05pF | GJM0335G2A7R0WB01# | |
| | | | ±0.1pF | GJM0335G2A5R7BB01# | | | ±0.1pF | GJM0335G2A7R0BB01# | |
| | | | ±0.25pF | GJM0335G2A5R7CB01# | | | ±0.25pF | GJM0335G2A7R0CB01# | |
| | | | | | | | ±0.5pF | GJM0335G2A7R0DB01# | |

Part number # indicates the package specification code.

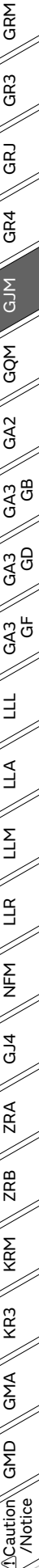
- GRM
- GR3
- GRJ
- GR4
- GJM
- GQM
- GA2
- GA3 GB
- GA3 GD
- GA3 GF
- LLL
- LLA
- LLM
- LLR
- NFM
- GJ4
- ZRA
- ZRB
- KRM
- KR3
- GMA
- GMD
- ⚠Caution /Notice

GJM Series Temperature Compensating Type High Q Part Number List

(→ 0.6×0.3mm)

| Rated Voltage | TC Code | Cap. | Tol. | Part Number | | Rated Voltage | TC Code | Cap. | Tol. | Part Number | | |
|---------------|---------|-------|---------|--------------------|--|---------------|---------|---------|---------|--------------------|--------------------|--|
| 100Vdc | X8G | 7.1pF | ±0.05pF | GJM0335G2A7R1WB01# | | 100Vdc | X8G | 8.4pF | ±0.25pF | GJM0335G2A8R4CB01# | | |
| | | | ±0.1pF | GJM0335G2A7R1BB01# | | | | | ±0.5pF | GJM0335G2A8R4DB01# | | |
| | | | ±0.25pF | GJM0335G2A7R1CB01# | | | | | 8.5pF | ±0.05pF | GJM0335G2A8R5WB01# | |
| | | | ±0.5pF | GJM0335G2A7R1DB01# | | | | | | ±0.1pF | GJM0335G2A8R5BB01# | |
| | | 7.2pF | ±0.05pF | GJM0335G2A7R2WB01# | | | | ±0.25pF | | GJM0335G2A8R5CB01# | | |
| | | | ±0.1pF | GJM0335G2A7R2BB01# | | | | ±0.5pF | | GJM0335G2A8R5DB01# | | |
| | | | ±0.25pF | GJM0335G2A7R2CB01# | | | | 8.6pF | ±0.05pF | GJM0335G2A8R6WB01# | | |
| | | | ±0.5pF | GJM0335G2A7R2DB01# | | | | | ±0.1pF | GJM0335G2A8R6BB01# | | |
| | | 7.3pF | ±0.05pF | GJM0335G2A7R3WB01# | | | | | ±0.25pF | GJM0335G2A8R6CB01# | | |
| | | | ±0.1pF | GJM0335G2A7R3BB01# | | | | | ±0.5pF | GJM0335G2A8R6DB01# | | |
| | | | ±0.25pF | GJM0335G2A7R3CB01# | | | | 8.7pF | ±0.05pF | GJM0335G2A8R7WB01# | | |
| | | | ±0.5pF | GJM0335G2A7R3DB01# | | | | | ±0.1pF | GJM0335G2A8R7BB01# | | |
| | | 7.4pF | ±0.05pF | GJM0335G2A7R4WB01# | | | | | ±0.25pF | GJM0335G2A8R7CB01# | | |
| | | | ±0.1pF | GJM0335G2A7R4BB01# | | | | | ±0.5pF | GJM0335G2A8R7DB01# | | |
| | | | ±0.25pF | GJM0335G2A7R4CB01# | | | | 8.8pF | ±0.05pF | GJM0335G2A8R8WB01# | | |
| | | | ±0.5pF | GJM0335G2A7R4DB01# | | | | | ±0.1pF | GJM0335G2A8R8BB01# | | |
| | | 7.5pF | ±0.05pF | GJM0335G2A7R5WB01# | | | | | ±0.25pF | GJM0335G2A8R8CB01# | | |
| | | | ±0.1pF | GJM0335G2A7R5BB01# | | | | | ±0.5pF | GJM0335G2A8R8DB01# | | |
| | | | ±0.25pF | GJM0335G2A7R5CB01# | | | | 8.9pF | ±0.05pF | GJM0335G2A8R9WB01# | | |
| | | | ±0.5pF | GJM0335G2A7R5DB01# | | | | | ±0.1pF | GJM0335G2A8R9BB01# | | |
| | | 7.6pF | ±0.05pF | GJM0335G2A7R6WB01# | | | | | ±0.25pF | GJM0335G2A8R9CB01# | | |
| | | | ±0.1pF | GJM0335G2A7R6BB01# | | | | | ±0.5pF | GJM0335G2A8R9DB01# | | |
| | | | ±0.25pF | GJM0335G2A7R6CB01# | | | | 9.0pF | ±0.05pF | GJM0335G2A9R0WB01# | | |
| | | | ±0.5pF | GJM0335G2A7R6DB01# | | | | | ±0.1pF | GJM0335G2A9R0BB01# | | |
| | | 7.7pF | ±0.05pF | GJM0335G2A7R7WB01# | | | | | ±0.25pF | GJM0335G2A9R0CB01# | | |
| | | | ±0.1pF | GJM0335G2A7R7BB01# | | | | | ±0.5pF | GJM0335G2A9R0DB01# | | |
| | | | ±0.25pF | GJM0335G2A7R7CB01# | | | | 9.1pF | ±0.05pF | GJM0335G2A9R1WB01# | | |
| | | | ±0.5pF | GJM0335G2A7R7DB01# | | | | | ±0.1pF | GJM0335G2A9R1BB01# | | |
| | | 7.8pF | ±0.05pF | GJM0335G2A7R8WB01# | | | | | ±0.25pF | GJM0335G2A9R1CB01# | | |
| | | | ±0.1pF | GJM0335G2A7R8BB01# | | | | | ±0.5pF | GJM0335G2A9R1DB01# | | |
| | | | ±0.25pF | GJM0335G2A7R8CB01# | | | | 9.2pF | ±0.05pF | GJM0335G2A9R2WB01# | | |
| | | | ±0.5pF | GJM0335G2A7R8DB01# | | | | | ±0.1pF | GJM0335G2A9R2BB01# | | |
| | | 7.9pF | ±0.05pF | GJM0335G2A7R9WB01# | | | | | ±0.25pF | GJM0335G2A9R2CB01# | | |
| | | | ±0.1pF | GJM0335G2A7R9BB01# | | | | | ±0.5pF | GJM0335G2A9R2DB01# | | |
| | | | ±0.25pF | GJM0335G2A7R9CB01# | | | | 9.3pF | ±0.05pF | GJM0335G2A9R3WB01# | | |
| | | | ±0.5pF | GJM0335G2A7R9DB01# | | | | | ±0.1pF | GJM0335G2A9R3BB01# | | |
| | | 8.0pF | ±0.05pF | GJM0335G2A8R0WB01# | | | | | ±0.25pF | GJM0335G2A9R3CB01# | | |
| | | | ±0.1pF | GJM0335G2A8R0BB01# | | | | | ±0.5pF | GJM0335G2A9R3DB01# | | |
| | | | ±0.25pF | GJM0335G2A8R0CB01# | | | | 9.4pF | ±0.05pF | GJM0335G2A9R4WB01# | | |
| | | | ±0.5pF | GJM0335G2A8R0DB01# | | | | | ±0.1pF | GJM0335G2A9R4BB01# | | |
| | | 8.1pF | ±0.05pF | GJM0335G2A8R1WB01# | | | | | ±0.25pF | GJM0335G2A9R4CB01# | | |
| | | | ±0.1pF | GJM0335G2A8R1BB01# | | | | | ±0.5pF | GJM0335G2A9R4DB01# | | |
| | | | ±0.25pF | GJM0335G2A8R1CB01# | | | | 9.5pF | ±0.05pF | GJM0335G2A9R5WB01# | D1 | |
| | | | ±0.5pF | GJM0335G2A8R1DB01# | | | | | ±0.1pF | GJM0335G2A9R5BB01# | D1 | |
| | | 8.2pF | ±0.05pF | GJM0335G2A8R2WB01# | | | | | ±0.25pF | GJM0335G2A9R5CB01# | D1 | |
| | | | ±0.1pF | GJM0335G2A8R2BB01# | | | | | ±0.5pF | GJM0335G2A9R5DB01# | D1 | |
| | | | ±0.25pF | GJM0335G2A8R2CB01# | | | | 9.6pF | ±0.05pF | GJM0335G2A9R6WB01# | D1 | |
| | | | ±0.5pF | GJM0335G2A8R2DB01# | | | | | ±0.1pF | GJM0335G2A9R6BB01# | D1 | |
| | | 8.3pF | ±0.05pF | GJM0335G2A8R3WB01# | | | | | ±0.25pF | GJM0335G2A9R6CB01# | D1 | |
| | | | ±0.1pF | GJM0335G2A8R3BB01# | | | | | ±0.5pF | GJM0335G2A9R6DB01# | D1 | |
| | | | ±0.25pF | GJM0335G2A8R3CB01# | | | | 9.7pF | ±0.05pF | GJM0335G2A9R7WB01# | D1 | |
| | | | ±0.5pF | GJM0335G2A8R3DB01# | | | | | ±0.1pF | GJM0335G2A9R7BB01# | D1 | |
| | | 8.4pF | ±0.05pF | GJM0335G2A8R4WB01# | | | | | ±0.25pF | GJM0335G2A9R7CB01# | D1 | |
| | | | ±0.1pF | GJM0335G2A8R4BB01# | | | | | ±0.5pF | GJM0335G2A9R7DB01# | D1 | |

Part number # indicates the package specification code.

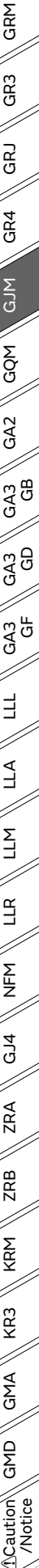


GJM Series Temperature Compensating Type **High Q** Part Number List

(→ 0.6×0.3mm)

| Rated Voltage | TC Code | Cap. | Tol. | Part Number | | Rated Voltage | TC Code | Cap. | Tol. | Part Number | | | | | | | | |
|---------------|---------|-------|---------|--------------------|-----------|---------------|--------------------|--------------------|--------------------|--------------------|--------------------|--------------------|--------------------|--------------------|--------------------|-----------|--------------------|--------------------|
| 100Vdc | X8G | 9.8pF | ±0.05pF | GJM0335G2A9R8WB01# | D1 | 50Vdc | COG | 1.6pF | ±0.25pF | GJM0335C1H1R6CB01# | D1 | | | | | | | |
| | | | ±0.1pF | GJM0335G2A9R8BB01# | D1 | | | | 1.7pF | ±0.05pF | GJM0335C1H1R7WB01# | D1 | | | | | | |
| | | | ±0.25pF | GJM0335G2A9R8CB01# | D1 | | | | | ±0.1pF | GJM0335C1H1R7BB01# | D1 | | | | | | |
| | | | ±0.5pF | GJM0335G2A9R8DB01# | D1 | | | | | ±0.25pF | GJM0335C1H1R7CB01# | D1 | | | | | | |
| | | 9.9pF | ±0.05pF | GJM0335G2A9R9WB01# | D1 | | | 1.8pF | | ±0.05pF | GJM0335C1H1R8WB01# | D1 | | | | | | |
| | | | ±0.1pF | GJM0335G2A9R9BB01# | D1 | | | | ±0.1pF | GJM0335C1H1R8BB01# | D1 | | | | | | | |
| | | | ±0.25pF | GJM0335G2A9R9CB01# | D1 | | | | ±0.25pF | GJM0335C1H1R8CB01# | D1 | | | | | | | |
| | | | ±0.5pF | GJM0335G2A9R9DB01# | D1 | | | | 1.9pF | ±0.05pF | GJM0335C1H1R9WB01# | D1 | | | | | | |
| | | 10pF | ±2% | GJM0335G2A100GB01# | D1 | | | ±0.1pF | | GJM0335C1H1R9BB01# | D1 | | | | | | | |
| | | | ±5% | GJM0335G2A100JB01# | D1 | | | ±0.25pF | | GJM0335C1H1R9CB01# | D1 | | | | | | | |
| | | 11pF | ±2% | GJM0335G2A110GB01# | D1 | | | 2.0pF | | ±0.05pF | GJM0335C1H2R0WB01# | D1 | | | | | | |
| | | | ±5% | GJM0335G2A110JB01# | D1 | | | | ±0.1pF | GJM0335C1H2R0BB01# | D1 | | | | | | | |
| | | 12pF | ±2% | GJM0335G2A120GB01# | D1 | | | ±0.25pF | GJM0335C1H2R0CB01# | D1 | 2.1pF | ±0.05pF | GJM0335C1H2R1WB01# | D1 | | | | |
| | | | ±5% | GJM0335G2A120JB01# | D1 | | | 2.2pF | ±0.05pF | GJM0335C1H2R2WB01# | | D1 | | | | | | |
| | | 13pF | ±2% | GJM0335G2A130GB01# | D1 | | | | ±0.1pF | GJM0335C1H2R2BB01# | | D1 | ±0.1pF | GJM0335C1H2R1BB01# | D1 | | | |
| | | | ±5% | GJM0335G2A130JB01# | D1 | | | ±0.25pF | GJM0335C1H2R1CB01# | D1 | | 2.3pF | ±0.05pF | GJM0335C1H2R2WB01# | D1 | | | |
| | | 15pF | ±2% | GJM0335G2A150GB01# | D1 | | | ±0.1pF | GJM0335C1H2R2BB01# | D1 | ±0.1pF | | GJM0335C1H2R2WB01# | D1 | | | | |
| | | | ±5% | GJM0335G2A150JB01# | D1 | | | ±0.25pF | GJM0335C1H2R2CB01# | D1 | ±0.25pF | GJM0335C1H2R2CB01# | D1 | | | | | |
| | | 50Vdc | COG | 0.20pF | ±0.05pF | | | GJM0335C1HR20WB01# | D1 | | | 2.3pF | ±0.05pF | GJM0335C1H2R3WB01# | D1 | | | |
| | | | | | ±0.1pF | | | GJM0335C1HR20BB01# | D1 | | | | ±0.1pF | GJM0335C1H2R3BB01# | D1 | | | |
| | | | | 0.30pF | ±0.05pF | | | GJM0335C1HR30WB01# | D1 | | | ±0.25pF | GJM0335C1H2R3CB01# | D1 | 2.4pF | ±0.05pF | GJM0335C1H2R4WB01# | D1 |
| | | | | | ±0.1pF | | | GJM0335C1HR30BB01# | D1 | | | 2.4pF | ±0.1pF | GJM0335C1H2R4BB01# | | D1 | ±0.1pF | GJM0335C1H2R4BB01# |
| | | | | 0.40pF | ±0.05pF | | | GJM0335C1HR40WB01# | D1 | | | | ±0.25pF | GJM0335C1H2R4CB01# | D1 | 2.5pF | ±0.05pF | GJM0335C1H2R5WB01# |
| | | | | | ±0.1pF | | | GJM0335C1HR40BB01# | D1 | | | ±0.1pF | GJM0335C1H2R5BB01# | D1 | ±0.1pF | | GJM0335C1H2R5BB01# | D1 |
| 0.50pF | ±0.05pF | | | GJM0335C1HR50WB01# | D1 | ±0.25pF | GJM0335C1H2R5CB01# | D1 | 2.6pF | | | ±0.05pF | GJM0335C1H2R6WB01# | D1 | | | | |
| | ±0.1pF | | | GJM0335C1HR50BB01# | D1 | ±0.1pF | GJM0335C1H2R6BB01# | D1 | | | | ±0.1pF | GJM0335C1H2R6BB01# | D1 | | | | |
| 0.60pF | ±0.05pF | | | GJM0335C1HR60WB01# | D1 | 2.7pF | ±0.25pF | GJM0335C1H2R6CB01# | D1 | | | ±0.05pF | GJM0335C1H2R7WB01# | D1 | | | | |
| | ±0.1pF | | | GJM0335C1HR60BB01# | D1 | | ±0.1pF | GJM0335C1H2R7BB01# | D1 | | | ±0.1pF | GJM0335C1H2R7BB01# | D1 | | | | |
| 0.70pF | ±0.05pF | | | GJM0335C1HR70WB01# | D1 | ±0.25pF | GJM0335C1H2R7CB01# | D1 | 2.8pF | | | ±0.05pF | GJM0335C1H2R8WB01# | D1 | | | | |
| | ±0.1pF | | | GJM0335C1HR70BB01# | D1 | ±0.1pF | GJM0335C1H2R8BB01# | D1 | | | | ±0.1pF | GJM0335C1H2R8BB01# | D1 | | | | |
| 0.80pF | ±0.05pF | | | GJM0335C1HR80WB01# | D1 | 2.9pF | ±0.25pF | GJM0335C1H2R8CB01# | D1 | | | ±0.25pF | GJM0335C1H2R9WB01# | D1 | | | | |
| | ±0.1pF | | | GJM0335C1HR80BB01# | D1 | | ±0.1pF | GJM0335C1H2R9BB01# | D1 | | | ±0.1pF | GJM0335C1H2R9BB01# | D1 | | | | |
| 0.90pF | ±0.05pF | | | GJM0335C1HR90WB01# | D1 | 3.0pF | ±0.25pF | GJM0335C1H2R9CB01# | D1 | | | ±0.25pF | GJM0335C1H3R0WB01# | D1 | | | | |
| | ±0.1pF | | | GJM0335C1HR90BB01# | D1 | | 3.1pF | ±0.05pF | GJM0335C1H3R0WB01# | | | D1 | ±0.05pF | GJM0335C1H3R1WB01# | D1 | | | |
| | ±0.25pF | | | GJM0335C1H1R0CB01# | D1 | | | ±0.1pF | GJM0335C1H3R1BB01# | | | D1 | ±0.1pF | GJM0335C1H3R1BB01# | D1 | | | |
| 1.0pF | ±0.05pF | | | GJM0335C1H1R0WB01# | D1 | 3.2pF | | ±0.25pF | GJM0335C1H3R0CB01# | | | D1 | ±0.25pF | GJM0335C1H3R1CB01# | D1 | | | |
| | ±0.1pF | | | GJM0335C1H1R0BB01# | D1 | | 3.3pF | ±0.05pF | GJM0335C1H3R2WB01# | | | D1 | ±0.05pF | GJM0335C1H3R2WB01# | D1 | | | |
| | ±0.25pF | | | GJM0335C1H1R0CB01# | D1 | | | ±0.1pF | GJM0335C1H3R2BB01# | | | D1 | ±0.1pF | GJM0335C1H3R2BB01# | D1 | | | |
| 1.1pF | ±0.05pF | | | GJM0335C1H1R1WB01# | D1 | 3.4pF | | ±0.25pF | GJM0335C1H3R2CB01# | | | D1 | ±0.25pF | GJM0335C1H3R2CB01# | D1 | | | |
| | ±0.1pF | | | GJM0335C1H1R1BB01# | D1 | | 3.3pF | ±0.05pF | GJM0335C1H3R3WB01# | | | D1 | ±0.05pF | GJM0335C1H3R3WB01# | D1 | | | |
| | ±0.25pF | | | GJM0335C1H1R1CB01# | D1 | | | ±0.1pF | GJM0335C1H3R3BB01# | | | D1 | ±0.1pF | GJM0335C1H3R3BB01# | D1 | | | |
| 1.2pF | ±0.05pF | | | GJM0335C1H1R2WB01# | D1 | 3.4pF | | ±0.25pF | GJM0335C1H3R3CB01# | | | D1 | ±0.25pF | GJM0335C1H3R3CB01# | D1 | | | |
| | ±0.1pF | | | GJM0335C1H1R2BB01# | D1 | | 3.4pF | ±0.05pF | GJM0335C1H3R4WB01# | | | D1 | ±0.05pF | GJM0335C1H3R4WB01# | D1 | | | |
| | ±0.25pF | | | GJM0335C1H1R2CB01# | D1 | | | ±0.1pF | GJM0335C1H3R4BB01# | | | D1 | ±0.1pF | GJM0335C1H3R4BB01# | D1 | | | |
| 1.3pF | ±0.05pF | | | GJM0335C1H1R3WB01# | D1 | 3.1pF | | ±0.05pF | GJM0335C1H3R1WB01# | | | D1 | 3.1pF | ±0.05pF | GJM0335C1H3R1WB01# | D1 | | |
| | ±0.1pF | | | GJM0335C1H1R3BB01# | D1 | | ±0.1pF | GJM0335C1H3R1BB01# | D1 | | | ±0.1pF | | GJM0335C1H3R1BB01# | D1 | | | |
| | ±0.25pF | | | GJM0335C1H1R3CB01# | D1 | | ±0.25pF | GJM0335C1H3R1CB01# | D1 | | | ±0.25pF | | GJM0335C1H3R1CB01# | D1 | | | |
| 1.4pF | ±0.05pF | | | GJM0335C1H1R4WB01# | D1 | 1.4pF | ±0.05pF | GJM0335C1H1R4WB01# | D1 | | | 1.4pF | ±0.05pF | GJM0335C1H1R4WB01# | D1 | | | |
| | ±0.1pF | | | GJM0335C1H1R4BB01# | D1 | | ±0.1pF | GJM0335C1H1R4BB01# | D1 | | | | ±0.1pF | GJM0335C1H1R4BB01# | D1 | | | |
| | ±0.25pF | | | GJM0335C1H1R4CB01# | D1 | | ±0.25pF | GJM0335C1H1R4CB01# | D1 | | | | ±0.25pF | GJM0335C1H1R4CB01# | D1 | | | |
| 1.5pF | ±0.05pF | | | GJM0335C1H1R5WB01# | D1 | 1.5pF | ±0.05pF | GJM0335C1H1R5WB01# | D1 | | | 1.5pF | ±0.05pF | GJM0335C1H1R5WB01# | D1 | | | |
| | ±0.1pF | | | GJM0335C1H1R5BB01# | D1 | | ±0.1pF | GJM0335C1H1R5BB01# | D1 | | | | ±0.1pF | GJM0335C1H1R5BB01# | D1 | | | |
| | ±0.25pF | | | GJM0335C1H1R5CB01# | D1 | | ±0.25pF | GJM0335C1H1R5CB01# | D1 | | | | ±0.25pF | GJM0335C1H1R5CB01# | D1 | | | |
| 1.6pF | ±0.05pF | | | GJM0335C1H1R6WB01# | D1 | 1.6pF | ±0.05pF | GJM0335C1H1R6WB01# | D1 | | | 1.6pF | ±0.05pF | GJM0335C1H1R6WB01# | D1 | | | |
| | ±0.1pF | | | GJM0335C1H1R6BB01# | D1 | | ±0.1pF | GJM0335C1H1R6BB01# | D1 | | | | ±0.1pF | GJM0335C1H1R6BB01# | D1 | | | |

Part number # indicates the package specification code.



GJM Series Temperature Compensating Type **High Q** Part Number List

(→ 0.6×0.3mm)

| Rated Voltage | TC Code | Cap. | Tol. | Part Number | | Rated Voltage | TC Code | Cap. | Tol. | Part Number | | | | |
|---------------|---------|-------|---------|--------------------|-----------|---------------|---------|---------|--------------------|--------------------|--------------------|-----------|--------------------|-----------|
| 50Vdc | COG | 3.4pF | ±0.25pF | GJM0335C1H3R4CB01# | D1 | 50Vdc | COG | 5.2pF | ±0.1pF | GJM0335C1H5R2BB01# | D1 | | | |
| | | | ±0.05pF | GJM0335C1H3R5WB01# | D1 | | | | ±0.25pF | GJM0335C1H5R2CB01# | D1 | | | |
| | | | ±0.1pF | GJM0335C1H3R5BB01# | D1 | | | | ±0.5pF | GJM0335C1H5R2DB01# | D1 | | | |
| | | | ±0.25pF | GJM0335C1H3R5CB01# | D1 | | | | 5.3pF | ±0.05pF | GJM0335C1H5R3WB01# | D1 | | |
| | | 3.6pF | ±0.05pF | GJM0335C1H3R6WB01# | D1 | | | ±0.1pF | | GJM0335C1H5R3BB01# | D1 | | | |
| | | | ±0.1pF | GJM0335C1H3R6BB01# | D1 | | | ±0.25pF | | GJM0335C1H5R3CB01# | D1 | | | |
| | | | ±0.25pF | GJM0335C1H3R6CB01# | D1 | | | ±0.5pF | | GJM0335C1H5R3DB01# | D1 | | | |
| | | 3.7pF | ±0.05pF | GJM0335C1H3R7WB01# | D1 | | | 5.4pF | ±0.05pF | GJM0335C1H5R4WB01# | D1 | | | |
| | | | ±0.1pF | GJM0335C1H3R7BB01# | D1 | | | | ±0.1pF | GJM0335C1H5R4BB01# | D1 | | | |
| | | | ±0.25pF | GJM0335C1H3R7CB01# | D1 | | | | ±0.25pF | GJM0335C1H5R4CB01# | D1 | | | |
| | | 3.8pF | ±0.05pF | GJM0335C1H3R8WB01# | D1 | | | ±0.5pF | GJM0335C1H5R4DB01# | D1 | 5.5pF | ±0.05pF | GJM0335C1H5R5WB01# | D1 |
| | | | ±0.1pF | GJM0335C1H3R8BB01# | D1 | | | ±0.1pF | GJM0335C1H5R5BB01# | D1 | | | | |
| | | | ±0.25pF | GJM0335C1H3R8CB01# | D1 | | | ±0.25pF | GJM0335C1H5R5CB01# | D1 | | | | |
| | | 3.9pF | ±0.05pF | GJM0335C1H3R9WB01# | D1 | | | ±0.5pF | GJM0335C1H5R5DB01# | D1 | 5.6pF | ±0.05pF | GJM0335C1H5R6WB01# | D1 |
| | | | ±0.1pF | GJM0335C1H3R9BB01# | D1 | | | ±0.1pF | GJM0335C1H5R6BB01# | D1 | | | | |
| | | | ±0.25pF | GJM0335C1H3R9CB01# | D1 | | | ±0.25pF | GJM0335C1H5R6CB01# | D1 | | | | |
| | | 4.0pF | ±0.05pF | GJM0335C1H4R0WB01# | D1 | | | ±0.5pF | GJM0335C1H5R6DB01# | D1 | 5.7pF | ±0.05pF | GJM0335C1H5R7WB01# | D1 |
| | | | ±0.1pF | GJM0335C1H4R0BB01# | D1 | | | ±0.1pF | GJM0335C1H5R7BB01# | D1 | | | | |
| | | | ±0.25pF | GJM0335C1H4R0CB01# | D1 | | | ±0.25pF | GJM0335C1H5R7CB01# | D1 | | | | |
| | | 4.1pF | ±0.05pF | GJM0335C1H4R1WB01# | D1 | | | ±0.5pF | GJM0335C1H5R7DB01# | D1 | 5.8pF | ±0.05pF | GJM0335C1H5R8WB01# | D1 |
| | | | ±0.1pF | GJM0335C1H4R1BB01# | D1 | | | ±0.1pF | GJM0335C1H5R8BB01# | D1 | | | | |
| | | | ±0.25pF | GJM0335C1H4R1CB01# | D1 | | | ±0.25pF | GJM0335C1H5R8CB01# | D1 | | | | |
| | | 4.2pF | ±0.05pF | GJM0335C1H4R2WB01# | D1 | | | ±0.5pF | GJM0335C1H5R8DB01# | D1 | 5.9pF | ±0.05pF | GJM0335C1H5R9WB01# | D1 |
| | | | ±0.1pF | GJM0335C1H4R2BB01# | D1 | | | ±0.1pF | GJM0335C1H5R9BB01# | D1 | | | | |
| | | | ±0.25pF | GJM0335C1H4R2CB01# | D1 | | | ±0.25pF | GJM0335C1H5R9CB01# | D1 | | | | |
| | | 4.3pF | ±0.05pF | GJM0335C1H4R3WB01# | D1 | | | ±0.5pF | GJM0335C1H5R9DB01# | D1 | 6.0pF | ±0.05pF | GJM0335C1H6R0WB01# | D1 |
| | | | ±0.1pF | GJM0335C1H4R3BB01# | D1 | | | ±0.1pF | GJM0335C1H6R0BB01# | D1 | | | | |
| | | | ±0.25pF | GJM0335C1H4R3CB01# | D1 | | | ±0.25pF | GJM0335C1H6R0CB01# | D1 | | | | |
| | | 4.4pF | ±0.05pF | GJM0335C1H4R4WB01# | D1 | | | ±0.5pF | GJM0335C1H6R0DB01# | D1 | 6.1pF | ±0.05pF | GJM0335C1H6R1WB01# | D1 |
| | | | ±0.1pF | GJM0335C1H4R4BB01# | D1 | | | ±0.1pF | GJM0335C1H6R1BB01# | D1 | | | | |
| | | | ±0.25pF | GJM0335C1H4R4CB01# | D1 | | | ±0.25pF | GJM0335C1H6R1CB01# | D1 | | | | |
| | | 4.5pF | ±0.05pF | GJM0335C1H4R5WB01# | D1 | | | ±0.5pF | GJM0335C1H6R1DB01# | D1 | 6.2pF | ±0.05pF | GJM0335C1H6R2WB01# | D1 |
| | | | ±0.1pF | GJM0335C1H4R5BB01# | D1 | | | ±0.1pF | GJM0335C1H6R2BB01# | D1 | | | | |
| | | | ±0.25pF | GJM0335C1H4R5CB01# | D1 | | | ±0.25pF | GJM0335C1H6R2CB01# | D1 | | | | |
| | | 4.6pF | ±0.05pF | GJM0335C1H4R6WB01# | D1 | | | ±0.5pF | GJM0335C1H6R2DB01# | D1 | 6.3pF | ±0.05pF | GJM0335C1H6R3WB01# | D1 |
| | | | ±0.1pF | GJM0335C1H4R6BB01# | D1 | | | ±0.1pF | GJM0335C1H6R3BB01# | D1 | | | | |
| | | | ±0.25pF | GJM0335C1H4R6CB01# | D1 | | | ±0.25pF | GJM0335C1H6R3CB01# | D1 | | | | |
| | | 4.7pF | ±0.05pF | GJM0335C1H4R7WB01# | D1 | | | ±0.5pF | GJM0335C1H6R3DB01# | D1 | 6.4pF | ±0.05pF | GJM0335C1H6R4WB01# | D1 |
| | | | ±0.1pF | GJM0335C1H4R7BB01# | D1 | | | ±0.1pF | GJM0335C1H6R4BB01# | D1 | | | | |
| | | | ±0.25pF | GJM0335C1H4R7CB01# | D1 | | | ±0.25pF | GJM0335C1H6R4CB01# | D1 | | | | |
| | | 4.8pF | ±0.05pF | GJM0335C1H4R8WB01# | D1 | | | ±0.5pF | GJM0335C1H6R4DB01# | D1 | 6.5pF | ±0.05pF | GJM0335C1H6R5WB01# | D1 |
| | | | ±0.1pF | GJM0335C1H4R8BB01# | D1 | | | ±0.1pF | GJM0335C1H6R5BB01# | D1 | | | | |
| | | | ±0.25pF | GJM0335C1H4R8CB01# | D1 | | | ±0.25pF | GJM0335C1H6R5CB01# | D1 | | | | |
| | | 4.9pF | ±0.05pF | GJM0335C1H4R9WB01# | D1 | | | 5.0pF | ±0.05pF | GJM0335C1H5R0WB01# | D1 | | | |
| | | | ±0.1pF | GJM0335C1H4R9BB01# | D1 | | | | ±0.1pF | GJM0335C1H5R0BB01# | D1 | | | |
| | | | ±0.25pF | GJM0335C1H4R9CB01# | D1 | | | | ±0.25pF | GJM0335C1H5R0CB01# | D1 | | | |
| | | 5.0pF | ±0.05pF | GJM0335C1H5R1WB01# | D1 | | | 5.1pF | ±0.05pF | GJM0335C1H5R1WB01# | D1 | | | |
| | | | ±0.1pF | GJM0335C1H5R1BB01# | D1 | | | | ±0.1pF | GJM0335C1H5R1BB01# | D1 | | | |
| | | | ±0.25pF | GJM0335C1H5R1CB01# | D1 | | | | ±0.25pF | GJM0335C1H5R1CB01# | D1 | | | |
| | | 5.1pF | ±0.05pF | GJM0335C1H5R1WB01# | D1 | | | ±0.5pF | GJM0335C1H5R1DB01# | D1 | 5.2pF | ±0.05pF | GJM0335C1H5R2WB01# | D1 |
| | | | ±0.1pF | GJM0335C1H5R1BB01# | D1 | | | 5.2pF | ±0.05pF | GJM0335C1H5R2WB01# | | D1 | | |
| | | | ±0.25pF | GJM0335C1H5R1CB01# | D1 | | | | | | | | | |

Part number # indicates the package specification code.

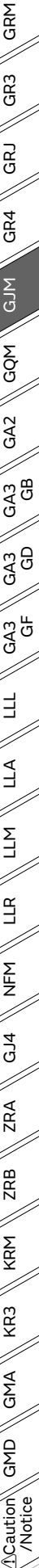
GRM
 GR3
 GRJ
 GR4
 GJM
 GQM
 GA2
 GA3 GB
 GA3 GD
 GA3 GF
 LLL
 LLA
 LLM
 LLR
 NFM
 GJ4
 ZRA
 ZRB
 KRM
 KR3
 GMA
 GMD
 △Caution /Notice

GJM Series Temperature Compensating Type **High Q** Part Number List

(→ 0.6×0.3mm)

| Rated Voltage | TC Code | Cap. | Tol. | Part Number | | Rated Voltage | TC Code | Cap. | Tol. | Part Number | |
|---------------|---------|-------|---------|--------------------|-----------|---------------|---------|-------|---------|--------------------|--|
| 50Vdc | COG | 6.5pF | ±0.5pF | GJM0335C1H6R5DB01# | D1 | 50Vdc | COG | 7.9pF | ±0.1pF | GJM0335C1H7R9BB01# | |
| | | | ±0.05pF | GJM0335C1H6R6WB01# | D1 | | | | ±0.25pF | GJM0335C1H7R9CB01# | |
| | | | ±0.1pF | GJM0335C1H6R6BB01# | D1 | | | | ±0.5pF | GJM0335C1H7R9DB01# | |
| | | 6.6pF | ±0.25pF | GJM0335C1H6R6CB01# | D1 | | | 8.0pF | ±0.05pF | GJM0335C1H8R0WB01# | |
| | | | ±0.5pF | GJM0335C1H6R6DB01# | D1 | | | | ±0.1pF | GJM0335C1H8R0BB01# | |
| | | | ±0.05pF | GJM0335C1H6R7WB01# | D1 | | | | ±0.25pF | GJM0335C1H8R0CB01# | |
| | | | ±0.1pF | GJM0335C1H6R7BB01# | D1 | | | | ±0.5pF | GJM0335C1H8R0DB01# | |
| | | 6.7pF | ±0.25pF | GJM0335C1H6R7CB01# | D1 | | | 8.1pF | ±0.05pF | GJM0335C1H8R1WB01# | |
| | | | ±0.5pF | GJM0335C1H6R7DB01# | D1 | | | | ±0.1pF | GJM0335C1H8R1BB01# | |
| | | | ±0.05pF | GJM0335C1H6R8WB01# | D1 | | | | ±0.25pF | GJM0335C1H8R1CB01# | |
| | | 6.8pF | ±0.1pF | GJM0335C1H6R8BB01# | D1 | | | 8.2pF | ±0.5pF | GJM0335C1H8R1DB01# | |
| | | | ±0.25pF | GJM0335C1H6R8CB01# | D1 | | | | ±0.05pF | GJM0335C1H8R2WB01# | |
| | | | ±0.5pF | GJM0335C1H6R8DB01# | D1 | | | | ±0.1pF | GJM0335C1H8R2BB01# | |
| | | | ±0.05pF | GJM0335C1H6R9WB01# | | | | | ±0.25pF | GJM0335C1H8R2CB01# | |
| | | 6.9pF | ±0.1pF | GJM0335C1H6R9BB01# | | | | 8.3pF | ±0.5pF | GJM0335C1H8R2DB01# | |
| | | | ±0.25pF | GJM0335C1H6R9CB01# | | | | | ±0.05pF | GJM0335C1H8R3WB01# | |
| | | | ±0.5pF | GJM0335C1H6R9DB01# | | | | | ±0.1pF | GJM0335C1H8R3BB01# | |
| | | | ±0.05pF | GJM0335C1H7R0WB01# | | | | | ±0.25pF | GJM0335C1H8R3CB01# | |
| | | 7.0pF | ±0.1pF | GJM0335C1H7R0BB01# | | | | 8.4pF | ±0.5pF | GJM0335C1H8R3DB01# | |
| | | | ±0.25pF | GJM0335C1H7R0CB01# | | | | | ±0.05pF | GJM0335C1H8R4WB01# | |
| | | | ±0.5pF | GJM0335C1H7R0DB01# | | | | | ±0.1pF | GJM0335C1H8R4BB01# | |
| | | | ±0.05pF | GJM0335C1H7R1WB01# | | | | | ±0.25pF | GJM0335C1H8R4CB01# | |
| | | 7.1pF | ±0.1pF | GJM0335C1H7R1BB01# | | | | 8.5pF | ±0.5pF | GJM0335C1H8R4DB01# | |
| | | | ±0.25pF | GJM0335C1H7R1CB01# | | | | | ±0.05pF | GJM0335C1H8R5WB01# | |
| | | | ±0.5pF | GJM0335C1H7R1DB01# | | | | | ±0.1pF | GJM0335C1H8R5BB01# | |
| | | | ±0.05pF | GJM0335C1H7R2WB01# | | | | | ±0.25pF | GJM0335C1H8R5CB01# | |
| | | 7.2pF | ±0.1pF | GJM0335C1H7R2BB01# | | | | 8.6pF | ±0.5pF | GJM0335C1H8R5DB01# | |
| | | | ±0.25pF | GJM0335C1H7R2CB01# | | | | | ±0.05pF | GJM0335C1H8R6WB01# | |
| | | | ±0.5pF | GJM0335C1H7R2DB01# | | | | | ±0.1pF | GJM0335C1H8R6BB01# | |
| | | | ±0.05pF | GJM0335C1H7R3WB01# | | | | | ±0.25pF | GJM0335C1H8R6CB01# | |
| | | 7.3pF | ±0.1pF | GJM0335C1H7R3BB01# | | | | 8.7pF | ±0.5pF | GJM0335C1H8R6DB01# | |
| | | | ±0.25pF | GJM0335C1H7R3CB01# | | | | | ±0.05pF | GJM0335C1H8R7WB01# | |
| | | | ±0.5pF | GJM0335C1H7R3DB01# | | | | | ±0.1pF | GJM0335C1H8R7BB01# | |
| | | | ±0.05pF | GJM0335C1H7R4WB01# | | | | | ±0.25pF | GJM0335C1H8R7CB01# | |
| | | 7.4pF | ±0.1pF | GJM0335C1H7R4BB01# | | | | 8.8pF | ±0.5pF | GJM0335C1H8R7DB01# | |
| | | | ±0.25pF | GJM0335C1H7R4CB01# | | | | | ±0.05pF | GJM0335C1H8R8WB01# | |
| | | | ±0.5pF | GJM0335C1H7R4DB01# | | | | | ±0.1pF | GJM0335C1H8R8BB01# | |
| | | | ±0.05pF | GJM0335C1H7R5WB01# | | | | | ±0.25pF | GJM0335C1H8R8CB01# | |
| | | 7.5pF | ±0.1pF | GJM0335C1H7R5BB01# | | | | 8.9pF | ±0.5pF | GJM0335C1H8R8DB01# | |
| | | | ±0.25pF | GJM0335C1H7R5CB01# | | | | | ±0.05pF | GJM0335C1H8R9WB01# | |
| | | | ±0.5pF | GJM0335C1H7R5DB01# | | | | | ±0.1pF | GJM0335C1H8R9BB01# | |
| | | | ±0.05pF | GJM0335C1H7R6WB01# | | | | | ±0.25pF | GJM0335C1H8R9CB01# | |
| | | 7.6pF | ±0.1pF | GJM0335C1H7R6BB01# | | | | 9.0pF | ±0.5pF | GJM0335C1H8R9DB01# | |
| | | | ±0.25pF | GJM0335C1H7R6CB01# | | | | | ±0.05pF | GJM0335C1H9R0WB01# | |
| | | | ±0.5pF | GJM0335C1H7R6DB01# | | | | | ±0.1pF | GJM0335C1H9R0BB01# | |
| | | | ±0.05pF | GJM0335C1H7R7WB01# | | | | | ±0.25pF | GJM0335C1H9R0CB01# | |
| | | 7.7pF | ±0.1pF | GJM0335C1H7R7BB01# | | | | 9.1pF | ±0.5pF | GJM0335C1H9R0DB01# | |
| | | | ±0.25pF | GJM0335C1H7R7CB01# | | | | | ±0.05pF | GJM0335C1H9R1WB01# | |
| | | | ±0.5pF | GJM0335C1H7R7DB01# | | | | | ±0.1pF | GJM0335C1H9R1BB01# | |
| | | | ±0.05pF | GJM0335C1H7R8WB01# | | | | | ±0.25pF | GJM0335C1H9R1CB01# | |
| | | 7.8pF | ±0.1pF | GJM0335C1H7R8BB01# | | | | 9.2pF | ±0.5pF | GJM0335C1H9R1DB01# | |
| | | | ±0.25pF | GJM0335C1H7R8CB01# | | | | | ±0.05pF | GJM0335C1H9R2WB01# | |
| | | | ±0.5pF | GJM0335C1H7R8DB01# | | | | | ±0.1pF | GJM0335C1H9R2BB01# | |
| | | | ±0.05pF | GJM0335C1H7R9WB01# | | | | | ±0.25pF | GJM0335C1H9R2CB01# | |

Part number # indicates the package specification code.

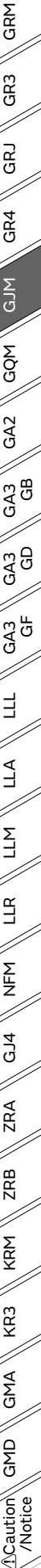


GJM Series Temperature Compensating Type **High Q** Part Number List

(→ 0.6×0.3mm)

| Rated Voltage | TC Code | Cap. | Tol. | Part Number | | Rated Voltage | TC Code | Cap. | Tol. | Part Number | | |
|---------------|---------|--------------------|--------------------|--------------------|--------------------|--------------------|--------------------|--------------------|---------|--------------------|--------------------|-----------|
| 50Vdc | COG | 9.2pF | ±0.5pF | GJM0335C1H9R2DB01# | | 50Vdc | CH | 4.5pF | ±0.05pF | GJM0332C1H4R5WB01# | D1 | |
| | | | ±0.05pF | GJM0335C1H9R3WB01# | | | | | ±0.1pF | GJM0332C1H4R5BB01# | D1 | |
| | | | ±0.1pF | GJM0335C1H9R3BB01# | | | | | ±0.25pF | GJM0332C1H4R5CB01# | D1 | |
| | | | ±0.25pF | GJM0335C1H9R3CB01# | | | | | 4.6pF | ±0.05pF | GJM0332C1H4R6WB01# | D1 |
| | | ±0.5pF | GJM0335C1H9R3DB01# | | ±0.1pF | | | GJM0332C1H4R6BB01# | | D1 | | |
| | | 9.4pF | ±0.05pF | GJM0335C1H9R4WB01# | | | | ±0.25pF | | GJM0332C1H4R6CB01# | D1 | |
| | | | ±0.1pF | GJM0335C1H9R4BB01# | | | | 4.7pF | | ±0.05pF | GJM0332C1H4R7WB01# | D1 |
| | | | ±0.25pF | GJM0335C1H9R4CB01# | | | | | ±0.1pF | GJM0332C1H4R7BB01# | D1 | |
| | | | ±0.5pF | GJM0335C1H9R4DB01# | | | | | ±0.25pF | GJM0332C1H4R7CB01# | D1 | |
| | | 9.5pF | ±0.05pF | GJM0335C1H9R5WB01# | | | | | 4.8pF | ±0.05pF | GJM0332C1H4R8WB01# | D1 |
| | | | ±0.1pF | GJM0335C1H9R5BB01# | | | | ±0.1pF | | GJM0332C1H4R8BB01# | D1 | |
| | | | ±0.25pF | GJM0335C1H9R5CB01# | | | | ±0.25pF | | GJM0332C1H4R8CB01# | D1 | |
| | | | ±0.5pF | GJM0335C1H9R5DB01# | | | | 4.9pF | | ±0.05pF | GJM0332C1H4R9WB01# | D1 |
| | | 9.6pF | ±0.05pF | GJM0335C1H9R6WB01# | | | | | ±0.1pF | GJM0332C1H4R9BB01# | D1 | |
| | | | ±0.1pF | GJM0335C1H9R6BB01# | | | | | ±0.25pF | GJM0332C1H4R9CB01# | D1 | |
| | | | ±0.25pF | GJM0335C1H9R6CB01# | | | | | 5.0pF | ±0.05pF | GJM0332C1H5R0WB01# | D1 |
| | | | ±0.5pF | GJM0335C1H9R6DB01# | | | | ±0.1pF | | GJM0332C1H5R0BB01# | D1 | |
| | | 9.7pF | ±0.05pF | GJM0335C1H9R7WB01# | | | | ±0.25pF | | GJM0332C1H5R0CB01# | D1 | |
| | | | ±0.1pF | GJM0335C1H9R7BB01# | | | | 5.1pF | | ±0.05pF | GJM0332C1H5R1WB01# | D1 |
| | | | ±0.25pF | GJM0335C1H9R7CB01# | | | | | ±0.1pF | GJM0332C1H5R1BB01# | D1 | |
| | | | ±0.5pF | GJM0335C1H9R7DB01# | | | | | ±0.25pF | GJM0332C1H5R1CB01# | D1 | |
| | | 9.8pF | ±0.05pF | GJM0335C1H9R8WB01# | | | | | ±0.5pF | GJM0332C1H5R1DB01# | D1 | |
| | | | ±0.1pF | GJM0335C1H9R8BB01# | | | | 5.2pF | ±0.05pF | GJM0332C1H5R2WB01# | D1 | |
| | | | ±0.25pF | GJM0335C1H9R8CB01# | | | | | ±0.1pF | GJM0332C1H5R2BB01# | D1 | |
| | | | ±0.5pF | GJM0335C1H9R8DB01# | | | | | ±0.25pF | GJM0332C1H5R2CB01# | D1 | |
| | | 9.9pF | ±0.05pF | GJM0335C1H9R9WB01# | | | | | ±0.5pF | GJM0332C1H5R2DB01# | D1 | |
| | | | ±0.1pF | GJM0335C1H9R9BB01# | | | | 5.3pF | ±0.05pF | GJM0332C1H5R3WB01# | D1 | |
| | | | ±0.25pF | GJM0335C1H9R9CB01# | | | | | ±0.1pF | GJM0332C1H5R3BB01# | D1 | |
| | | | ±0.5pF | GJM0335C1H9R9DB01# | | | | | ±0.25pF | GJM0332C1H5R3CB01# | D1 | |
| | | 10pF | ±2% | GJM0335C1H100GB01# | | | | | ±0.5pF | GJM0332C1H5R3DB01# | D1 | |
| | | | ±5% | GJM0335C1H100JB01# | | | | 5.4pF | ±0.05pF | GJM0332C1H5R4WB01# | D1 | |
| | | | 11pF | ±2% | GJM0335C1H110GB01# | | | | | ±0.1pF | GJM0332C1H5R4BB01# | D1 |
| | | | | ±5% | GJM0335C1H110JB01# | | | | | ±0.25pF | GJM0332C1H5R4CB01# | D1 |
| | | 12pF | | ±2% | GJM0335C1H120GB01# | | | | | ±0.5pF | GJM0332C1H5R4DB01# | D1 |
| | | | | ±5% | GJM0335C1H120JB01# | | | | 5.5pF | ±0.05pF | GJM0332C1H5R5WB01# | D1 |
| | | | 13pF | ±2% | GJM0335C1H130GB01# | | | | | ±0.1pF | GJM0332C1H5R5BB01# | D1 |
| | | | | ±5% | GJM0335C1H130JB01# | | | | | ±0.25pF | GJM0332C1H5R5CB01# | D1 |
| | | 15pF | | ±2% | GJM0335C1H150GB01# | | | | | ±0.5pF | GJM0332C1H5R5DB01# | D1 |
| | | | | ±5% | GJM0335C1H150JB01# | | | | 5.6pF | ±0.05pF | GJM0332C1H5R6WB01# | D1 |
| | | | 4.0pF | ±0.05pF | GJM0332C1H4R0WB01# | | | D1 | | ±0.1pF | GJM0332C1H5R6BB01# | D1 |
| | | | | ±0.1pF | GJM0332C1H4R0BB01# | | | D1 | | ±0.25pF | GJM0332C1H5R6CB01# | D1 |
| | | ±0.25pF | | GJM0332C1H4R0CB01# | D1 | | | ±0.5pF | | GJM0332C1H5R6DB01# | D1 | |
| | | 4.1pF | | ±0.05pF | GJM0332C1H4R1WB01# | | | D1 | 5.7pF | ±0.05pF | GJM0332C1H5R7WB01# | D1 |
| | | | ±0.1pF | GJM0332C1H4R1BB01# | D1 | | | ±0.1pF | | GJM0332C1H5R7BB01# | D1 | |
| | | | ±0.25pF | GJM0332C1H4R1CB01# | D1 | | | ±0.25pF | | GJM0332C1H5R7CB01# | D1 | |
| | | | 4.2pF | ±0.05pF | GJM0332C1H4R2WB01# | | | D1 | | ±0.5pF | GJM0332C1H5R7DB01# | D1 |
| | | ±0.1pF | | GJM0332C1H4R2BB01# | D1 | | | 5.8pF | ±0.05pF | GJM0332C1H5R8WB01# | D1 | |
| | | ±0.25pF | | GJM0332C1H4R2CB01# | D1 | | | | ±0.1pF | GJM0332C1H5R8BB01# | D1 | |
| 4.3pF | ±0.05pF | GJM0332C1H4R3WB01# | | D1 | ±0.25pF | GJM0332C1H5R8CB01# | D1 | | | | | |
| | ±0.1pF | GJM0332C1H4R3BB01# | D1 | ±0.5pF | GJM0332C1H5R8DB01# | D1 | | | | | | |
| | ±0.25pF | GJM0332C1H4R3CB01# | D1 | 5.9pF | ±0.05pF | GJM0332C1H5R9WB01# | D1 | | | | | |
| | 4.4pF | ±0.05pF | GJM0332C1H4R4WB01# | | D1 | ±0.1pF | GJM0332C1H5R9BB01# | D1 | | | | |
| ±0.1pF | | GJM0332C1H4R4BB01# | D1 | | ±0.25pF | GJM0332C1H5R9CB01# | D1 | | | | | |
| ±0.25pF | | GJM0332C1H4R4CB01# | D1 | | ±0.5pF | GJM0332C1H5R9DB01# | D1 | | | | | |

Part number # indicates the package specification code.



GJM Series Temperature Compensating Type **High Q** Part Number List

(→ 0.6×0.3mm)

| Rated Voltage | TC Code | Cap. | Tol. | Part Number | | Rated Voltage | TC Code | Cap. | Tol. | Part Number | |
|---------------|---------|--------|---------|--------------------|--------------------|---------------|---------|--------------------|--------------------|--------------------|-----------|
| 50Vdc | CH | 6.0pF | ±0.05pF | GJM0332C1H6R0WB01# | D1 | 50Vdc | CK | 1.3pF | ±0.1pF | GJM0334C1H1R3BB01# | D1 |
| | | | ±0.1pF | GJM0332C1H6R0BB01# | D1 | | | 1.5pF | ±0.1pF | GJM0334C1H1R5BB01# | D1 |
| | | | ±0.25pF | GJM0332C1H6R0CB01# | D1 | | | 1.6pF | ±0.1pF | GJM0334C1H1R6BB01# | D1 |
| | | | ±0.5pF | GJM0332C1H6R0DB01# | D1 | | | 1.8pF | ±0.1pF | GJM0334C1H1R8BB01# | D1 |
| | | 6.1pF | ±0.05pF | GJM0332C1H6R1WB01# | D1 | 25Vdc | COG | 0.20pF | ±0.05pF | GJM0335C1ER20WB01# | |
| | | | ±0.1pF | GJM0332C1H6R1BB01# | D1 | | | | ±0.1pF | GJM0335C1ER20BB01# | |
| | | | ±0.25pF | GJM0332C1H6R1CB01# | D1 | | | 0.30pF | ±0.05pF | GJM0335C1ER30WB01# | |
| | | | ±0.5pF | GJM0332C1H6R1DB01# | D1 | | | | ±0.1pF | GJM0335C1ER30BB01# | |
| | | 6.2pF | ±0.05pF | GJM0332C1H6R2WB01# | D1 | 0.40pF | ±0.05pF | GJM0335C1ER40WB01# | | | |
| | | | ±0.1pF | GJM0332C1H6R2BB01# | D1 | | ±0.1pF | GJM0335C1ER40BB01# | | | |
| | | | ±0.25pF | GJM0332C1H6R2CB01# | D1 | 0.50pF | ±0.05pF | GJM0335C1ER50WB01# | | | |
| | | | ±0.5pF | GJM0332C1H6R2DB01# | D1 | | ±0.1pF | GJM0335C1ER50BB01# | | | |
| | | 6.3pF | ±0.05pF | GJM0332C1H6R3WB01# | D1 | 0.60pF | ±0.05pF | GJM0335C1ER60WB01# | | | |
| | | | ±0.1pF | GJM0332C1H6R3BB01# | D1 | | ±0.1pF | GJM0335C1ER60BB01# | | | |
| | | | ±0.25pF | GJM0332C1H6R3CB01# | D1 | 0.70pF | ±0.05pF | GJM0335C1ER70WB01# | | | |
| | | | ±0.5pF | GJM0332C1H6R3DB01# | D1 | | ±0.1pF | GJM0335C1ER70BB01# | | | |
| | | 6.4pF | ±0.05pF | GJM0332C1H6R4WB01# | D1 | 0.80pF | ±0.05pF | GJM0335C1ER80WB01# | | | |
| | | | ±0.1pF | GJM0332C1H6R4BB01# | D1 | | ±0.1pF | GJM0335C1ER80BB01# | | | |
| | | | ±0.25pF | GJM0332C1H6R4CB01# | D1 | 0.90pF | ±0.05pF | GJM0335C1ER90WB01# | | | |
| | | | ±0.5pF | GJM0332C1H6R4DB01# | D1 | | ±0.1pF | GJM0335C1ER90BB01# | | | |
| | | 6.5pF | ±0.05pF | GJM0332C1H6R5WB01# | D1 | 1.0pF | ±0.05pF | GJM0335C1E1R0WB01# | | | |
| | | | ±0.1pF | GJM0332C1H6R5BB01# | D1 | | ±0.1pF | GJM0335C1E1R0BB01# | | | |
| | | | ±0.25pF | GJM0332C1H6R5CB01# | D1 | | ±0.25pF | GJM0335C1E1R0CB01# | | | |
| | | | ±0.5pF | GJM0332C1H6R5DB01# | D1 | 1.1pF | ±0.05pF | GJM0335C1E1R1WB01# | | | |
| | | 6.6pF | ±0.05pF | GJM0332C1H6R6WB01# | D1 | | ±0.1pF | GJM0335C1E1R1BB01# | | | |
| | | | ±0.1pF | GJM0332C1H6R6BB01# | D1 | | ±0.25pF | GJM0335C1E1R1CB01# | | | |
| | | | ±0.25pF | GJM0332C1H6R6CB01# | D1 | 1.2pF | ±0.05pF | GJM0335C1E1R2WB01# | | | |
| | | | ±0.5pF | GJM0332C1H6R6DB01# | D1 | | ±0.1pF | GJM0335C1E1R2BB01# | | | |
| | | 6.7pF | ±0.05pF | GJM0332C1H6R7WB01# | D1 | | ±0.25pF | GJM0335C1E1R2CB01# | | | |
| | | | ±0.1pF | GJM0332C1H6R7BB01# | D1 | 1.3pF | ±0.05pF | GJM0335C1E1R3WB01# | | | |
| | | | ±0.25pF | GJM0332C1H6R7CB01# | D1 | | ±0.1pF | GJM0335C1E1R3BB01# | | | |
| | | | ±0.5pF | GJM0332C1H6R7DB01# | D1 | | ±0.25pF | GJM0335C1E1R3CB01# | | | |
| | | 6.8pF | ±0.05pF | GJM0332C1H6R8WB01# | D1 | 1.4pF | ±0.05pF | GJM0335C1E1R4WB01# | | | |
| | | | ±0.1pF | GJM0332C1H6R8BB01# | D1 | | ±0.1pF | GJM0335C1E1R4BB01# | | | |
| | | | ±0.25pF | GJM0332C1H6R8CB01# | D1 | | ±0.25pF | GJM0335C1E1R4CB01# | | | |
| | | | ±0.5pF | GJM0332C1H6R8DB01# | D1 | 1.5pF | ±0.05pF | GJM0335C1E1R5WB01# | | | |
| | | CJ | 2.2pF | ±0.1pF | GJM0333C1H2R2BB01# | D1 | | ±0.1pF | GJM0335C1E1R5BB01# | | |
| | | | 2.4pF | ±0.1pF | GJM0333C1H2R4BB01# | D1 | | ±0.25pF | GJM0335C1E1R5CB01# | | |
| | | | 2.7pF | ±0.1pF | GJM0333C1H2R7BB01# | D1 | 1.6pF | ±0.05pF | GJM0335C1E1R6WB01# | | |
| | | | 3.0pF | ±0.1pF | GJM0333C1H3R0BB01# | D1 | | ±0.1pF | GJM0335C1E1R6BB01# | | |
| | 3.3pF | | ±0.1pF | GJM0333C1H3R3BB01# | D1 | | ±0.25pF | GJM0335C1E1R6CB01# | | | |
| | 3.6pF | | ±0.1pF | GJM0333C1H3R6BB01# | D1 | 1.7pF | ±0.05pF | GJM0335C1E1R7WB01# | | | |
| | 3.9pF | | ±0.1pF | GJM0333C1H3R9BB01# | D1 | | ±0.1pF | GJM0335C1E1R7BB01# | | | |
| | CK | 0.20pF | ±0.05pF | GJM0334C1HR20WB01# | D1 | | ±0.25pF | GJM0335C1E1R7CB01# | | | |
| | | 0.30pF | ±0.05pF | GJM0334C1HR30WB01# | D1 | 1.8pF | ±0.05pF | GJM0335C1E1R8WB01# | | | |
| | | 0.40pF | ±0.05pF | GJM0334C1HR40WB01# | D1 | | ±0.1pF | GJM0335C1E1R8BB01# | | | |
| | | 0.50pF | ±0.05pF | GJM0334C1HR50WB01# | D1 | | ±0.25pF | GJM0335C1E1R8CB01# | | | |
| | | 0.60pF | ±0.05pF | GJM0334C1HR60WB01# | D1 | 1.9pF | ±0.05pF | GJM0335C1E1R9WB01# | | | |
| | | 0.70pF | ±0.05pF | GJM0334C1HR70WB01# | D1 | | ±0.1pF | GJM0335C1E1R9BB01# | | | |
| | | 0.80pF | ±0.05pF | GJM0334C1HR80WB01# | D1 | | ±0.25pF | GJM0335C1E1R9CB01# | | | |
| | | 0.90pF | ±0.05pF | GJM0334C1HR90WB01# | D1 | 2.0pF | ±0.05pF | GJM0335C1E2R0WB01# | | | |
| | | 1.0pF | ±0.1pF | GJM0334C1H1R0BB01# | D1 | | ±0.1pF | GJM0335C1E2R0BB01# | | | |
| | | 1.1pF | ±0.1pF | GJM0334C1H1R1BB01# | D1 | | ±0.25pF | GJM0335C1E2R0CB01# | | | |
| | | 1.2pF | ±0.1pF | GJM0334C1H1R2BB01# | D1 | | | | | | |

- GRM
- GR3
- GRJ
- GR4
- GJM
- GQM
- GQZ
- GA2
- GA3 GB
- GA3 GD
- GA3 GF
- LLL
- LLA
- LLM
- LLR
- NFM
- GJ4
- ZRA
- ZRB
- KRM
- KR3
- GMA
- GMD
- △Caution /Notice

Part number # indicates the package specification code.

GJM Series Temperature Compensating Type **High Q** Part Number List

(→ 0.6×0.3mm)

| Rated Voltage | TC Code | Cap. | Tol. | Part Number | Rated Voltage | TC Code | Cap. | Tol. | Part Number |
|---------------|---------|-------|---------|--------------------|---------------|---------|-------|---------|--------------------|
| 25Vdc | COG | 2.1pF | ±0.05pF | GJM0335C1E2R1WB01# | 25Vdc | COG | 3.9pF | ±0.05pF | GJM0335C1E3R9WB01# |
| | | | ±0.1pF | GJM0335C1E2R1BB01# | | | | ±0.1pF | GJM0335C1E3R9BB01# |
| | | | ±0.25pF | GJM0335C1E2R1CB01# | | | | ±0.25pF | GJM0335C1E3R9CB01# |
| | | 2.2pF | ±0.05pF | GJM0335C1E2R2WB01# | | | 4.0pF | ±0.05pF | GJM0335C1E4R0WB01# |
| | | | ±0.1pF | GJM0335C1E2R2BB01# | | | | ±0.1pF | GJM0335C1E4R0BB01# |
| | | | ±0.25pF | GJM0335C1E2R2CB01# | | | | ±0.25pF | GJM0335C1E4R0CB01# |
| | | 2.3pF | ±0.05pF | GJM0335C1E2R3WB01# | | | 4.1pF | ±0.05pF | GJM0335C1E4R1WB01# |
| | | | ±0.1pF | GJM0335C1E2R3BB01# | | | | ±0.1pF | GJM0335C1E4R1BB01# |
| | | | ±0.25pF | GJM0335C1E2R3CB01# | | | | ±0.25pF | GJM0335C1E4R1CB01# |
| | | 2.4pF | ±0.05pF | GJM0335C1E2R4WB01# | | | 4.2pF | ±0.05pF | GJM0335C1E4R2WB01# |
| | | | ±0.1pF | GJM0335C1E2R4BB01# | | | | ±0.1pF | GJM0335C1E4R2BB01# |
| | | | ±0.25pF | GJM0335C1E2R4CB01# | | | | ±0.25pF | GJM0335C1E4R2CB01# |
| | | 2.5pF | ±0.05pF | GJM0335C1E2R5WB01# | | | 4.3pF | ±0.05pF | GJM0335C1E4R3WB01# |
| | | | ±0.1pF | GJM0335C1E2R5BB01# | | | | ±0.1pF | GJM0335C1E4R3BB01# |
| | | | ±0.25pF | GJM0335C1E2R5CB01# | | | | ±0.25pF | GJM0335C1E4R3CB01# |
| | | 2.6pF | ±0.05pF | GJM0335C1E2R6WB01# | | | 4.4pF | ±0.05pF | GJM0335C1E4R4WB01# |
| | | | ±0.1pF | GJM0335C1E2R6BB01# | | | | ±0.1pF | GJM0335C1E4R4BB01# |
| | | | ±0.25pF | GJM0335C1E2R6CB01# | | | | ±0.25pF | GJM0335C1E4R4CB01# |
| | | 2.7pF | ±0.05pF | GJM0335C1E2R7WB01# | | | 4.5pF | ±0.05pF | GJM0335C1E4R5WB01# |
| | | | ±0.1pF | GJM0335C1E2R7BB01# | | | | ±0.1pF | GJM0335C1E4R5BB01# |
| | | | ±0.25pF | GJM0335C1E2R7CB01# | | | | ±0.25pF | GJM0335C1E4R5CB01# |
| | | 2.8pF | ±0.05pF | GJM0335C1E2R8WB01# | | | 4.6pF | ±0.05pF | GJM0335C1E4R6WB01# |
| | | | ±0.1pF | GJM0335C1E2R8BB01# | | | | ±0.1pF | GJM0335C1E4R6BB01# |
| | | | ±0.25pF | GJM0335C1E2R8CB01# | | | | ±0.25pF | GJM0335C1E4R6CB01# |
| | | 2.9pF | ±0.05pF | GJM0335C1E2R9WB01# | | | 4.7pF | ±0.05pF | GJM0335C1E4R7WB01# |
| | | | ±0.1pF | GJM0335C1E2R9BB01# | | | | ±0.1pF | GJM0335C1E4R7BB01# |
| | | | ±0.25pF | GJM0335C1E2R9CB01# | | | | ±0.25pF | GJM0335C1E4R7CB01# |
| | | 3.0pF | ±0.05pF | GJM0335C1E3R0WB01# | | | 4.8pF | ±0.05pF | GJM0335C1E4R8WB01# |
| | | | ±0.1pF | GJM0335C1E3R0BB01# | | | | ±0.1pF | GJM0335C1E4R8BB01# |
| | | | ±0.25pF | GJM0335C1E3R0CB01# | | | | ±0.25pF | GJM0335C1E4R8CB01# |
| | | 3.1pF | ±0.05pF | GJM0335C1E3R1WB01# | | | 4.9pF | ±0.05pF | GJM0335C1E4R9WB01# |
| | | | ±0.1pF | GJM0335C1E3R1BB01# | | | | ±0.1pF | GJM0335C1E4R9BB01# |
| | | | ±0.25pF | GJM0335C1E3R1CB01# | | | | ±0.25pF | GJM0335C1E4R9CB01# |
| | | 3.2pF | ±0.05pF | GJM0335C1E3R2WB01# | | | 5.0pF | ±0.05pF | GJM0335C1E5R0WB01# |
| | | | ±0.1pF | GJM0335C1E3R2BB01# | | | | ±0.1pF | GJM0335C1E5R0BB01# |
| | | | ±0.25pF | GJM0335C1E3R2CB01# | | | | ±0.25pF | GJM0335C1E5R0CB01# |
| | | 3.3pF | ±0.05pF | GJM0335C1E3R3WB01# | | | 5.1pF | ±0.05pF | GJM0335C1E5R1WB01# |
| | | | ±0.1pF | GJM0335C1E3R3BB01# | | | | ±0.1pF | GJM0335C1E5R1BB01# |
| | | | ±0.25pF | GJM0335C1E3R3CB01# | | | | ±0.25pF | GJM0335C1E5R1CB01# |
| | | 3.4pF | ±0.05pF | GJM0335C1E3R4WB01# | | | 5.2pF | ±0.05pF | GJM0335C1E5R2WB01# |
| | | | ±0.1pF | GJM0335C1E3R4BB01# | | | | ±0.1pF | GJM0335C1E5R2BB01# |
| | | | ±0.25pF | GJM0335C1E3R4CB01# | | | | ±0.25pF | GJM0335C1E5R2CB01# |
| | | 3.5pF | ±0.05pF | GJM0335C1E3R5WB01# | | | 5.3pF | ±0.05pF | GJM0335C1E5R3WB01# |
| | | | ±0.1pF | GJM0335C1E3R5BB01# | | | | ±0.1pF | GJM0335C1E5R3BB01# |
| | | | ±0.25pF | GJM0335C1E3R5CB01# | | | | ±0.25pF | GJM0335C1E5R3CB01# |
| | | 3.6pF | ±0.05pF | GJM0335C1E3R6WB01# | | | 5.4pF | ±0.05pF | GJM0335C1E5R4WB01# |
| | | | ±0.1pF | GJM0335C1E3R6BB01# | | | | ±0.1pF | GJM0335C1E5R4BB01# |
| | | | ±0.25pF | GJM0335C1E3R6CB01# | | | | ±0.25pF | GJM0335C1E5R4CB01# |
| | | 3.7pF | ±0.05pF | GJM0335C1E3R7WB01# | | | 5.5pF | ±0.05pF | GJM0335C1E5R5WB01# |
| | | | ±0.1pF | GJM0335C1E3R7BB01# | | | | ±0.1pF | GJM0335C1E5R5BB01# |
| | | | ±0.25pF | GJM0335C1E3R7CB01# | | | | ±0.25pF | GJM0335C1E5R5CB01# |
| | | 3.8pF | ±0.05pF | GJM0335C1E3R8WB01# | | | | | |
| | | | ±0.1pF | GJM0335C1E3R8BB01# | | | | | |
| | | | ±0.25pF | GJM0335C1E3R8CB01# | | | | | |

- GRM
- GR3
- GRJ
- GR4
- GJM
- GQM
- GQ2
- GA2
- GA3 GB
- GA3 GD
- GA3 GF
- LLL
- LLA
- LLM
- LLR
- NFM
- GJ4
- ZRA
- ZRB
- KRM
- KR3
- GMA
- GMD
- ⚠Caution /Notice

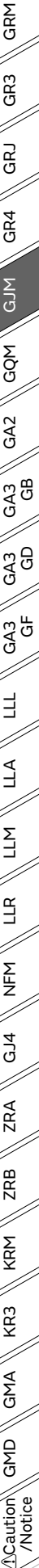
Part number # indicates the package specification code.

GJM Series Temperature Compensating Type High Q Part Number List

(→ 0.6×0.3mm)

| Rated Voltage | TC Code | Cap. | Tol. | Part Number | Rated Voltage | TC Code | Cap. | Tol. | Part Number |
|---------------|---------|-------|---------|--------------------|---------------|---------|---------|--------------------|--------------------|
| 25Vdc | COG | 5.5pF | ±0.25pF | GJM0335C1E5R5CB01# | 25Vdc | COG | 6.9pF | ±0.05pF | GJM0335C1E6R9WB01# |
| | | | ±0.5pF | GJM0335C1E5R5DB01# | | | | ±0.1pF | GJM0335C1E6R9BB01# |
| | | 5.6pF | ±0.05pF | GJM0335C1E5R6WB01# | | | ±0.25pF | GJM0335C1E6R9CB01# | |
| | | | ±0.1pF | GJM0335C1E5R6BB01# | | | ±0.5pF | GJM0335C1E6R9DB01# | |
| | | | ±0.25pF | GJM0335C1E5R6CB01# | | | 7.0pF | ±0.05pF | GJM0335C1E7R0WB01# |
| | | | ±0.5pF | GJM0335C1E5R6DB01# | | | | ±0.1pF | GJM0335C1E7R0BB01# |
| | | 5.7pF | ±0.05pF | GJM0335C1E5R7WB01# | | | ±0.25pF | GJM0335C1E7R0CB01# | |
| | | | ±0.1pF | GJM0335C1E5R7BB01# | | | ±0.5pF | GJM0335C1E7R0DB01# | |
| | | | ±0.25pF | GJM0335C1E5R7CB01# | | | 7.1pF | ±0.05pF | GJM0335C1E7R1WB01# |
| | | | ±0.5pF | GJM0335C1E5R7DB01# | | | | ±0.1pF | GJM0335C1E7R1BB01# |
| | | 5.8pF | ±0.05pF | GJM0335C1E5R8WB01# | | | ±0.25pF | GJM0335C1E7R1CB01# | |
| | | | ±0.1pF | GJM0335C1E5R8BB01# | | | ±0.5pF | GJM0335C1E7R1DB01# | |
| | | | ±0.25pF | GJM0335C1E5R8CB01# | | | 7.2pF | ±0.05pF | GJM0335C1E7R2WB01# |
| | | | ±0.5pF | GJM0335C1E5R8DB01# | | | | ±0.1pF | GJM0335C1E7R2BB01# |
| | | 5.9pF | ±0.05pF | GJM0335C1E5R9WB01# | | | ±0.25pF | GJM0335C1E7R2CB01# | |
| | | | ±0.1pF | GJM0335C1E5R9BB01# | | | ±0.5pF | GJM0335C1E7R2DB01# | |
| | | | ±0.25pF | GJM0335C1E5R9CB01# | | | 7.3pF | ±0.05pF | GJM0335C1E7R3WB01# |
| | | | ±0.5pF | GJM0335C1E5R9DB01# | | | | ±0.1pF | GJM0335C1E7R3BB01# |
| | | 6.0pF | ±0.05pF | GJM0335C1E6R0WB01# | | | ±0.25pF | GJM0335C1E7R3CB01# | |
| | | | ±0.1pF | GJM0335C1E6R0BB01# | | | ±0.5pF | GJM0335C1E7R3DB01# | |
| | | | ±0.25pF | GJM0335C1E6R0CB01# | | | 7.4pF | ±0.05pF | GJM0335C1E7R4WB01# |
| | | | ±0.5pF | GJM0335C1E6R0DB01# | | | | ±0.1pF | GJM0335C1E7R4BB01# |
| | | 6.1pF | ±0.05pF | GJM0335C1E6R1WB01# | | | ±0.25pF | GJM0335C1E7R4CB01# | |
| | | | ±0.1pF | GJM0335C1E6R1BB01# | | | ±0.5pF | GJM0335C1E7R4DB01# | |
| | | | ±0.25pF | GJM0335C1E6R1CB01# | | | 7.5pF | ±0.05pF | GJM0335C1E7R5WB01# |
| | | | ±0.5pF | GJM0335C1E6R1DB01# | | | | ±0.1pF | GJM0335C1E7R5BB01# |
| | | 6.2pF | ±0.05pF | GJM0335C1E6R2WB01# | | | ±0.25pF | GJM0335C1E7R5CB01# | |
| | | | ±0.1pF | GJM0335C1E6R2BB01# | | | ±0.5pF | GJM0335C1E7R5DB01# | |
| | | | ±0.25pF | GJM0335C1E6R2CB01# | | | 7.6pF | ±0.05pF | GJM0335C1E7R6WB01# |
| | | | ±0.5pF | GJM0335C1E6R2DB01# | | | | ±0.1pF | GJM0335C1E7R6BB01# |
| | | 6.3pF | ±0.05pF | GJM0335C1E6R3WB01# | | | ±0.25pF | GJM0335C1E7R6CB01# | |
| | | | ±0.1pF | GJM0335C1E6R3BB01# | | | ±0.5pF | GJM0335C1E7R6DB01# | |
| | | | ±0.25pF | GJM0335C1E6R3CB01# | | | 7.7pF | ±0.05pF | GJM0335C1E7R7WB01# |
| | | | ±0.5pF | GJM0335C1E6R3DB01# | | | | ±0.1pF | GJM0335C1E7R7BB01# |
| | | 6.4pF | ±0.05pF | GJM0335C1E6R4WB01# | | | ±0.25pF | GJM0335C1E7R7CB01# | |
| | | | ±0.1pF | GJM0335C1E6R4BB01# | | | ±0.5pF | GJM0335C1E7R7DB01# | |
| | | | ±0.25pF | GJM0335C1E6R4CB01# | | | 7.8pF | ±0.05pF | GJM0335C1E7R8WB01# |
| | | | ±0.5pF | GJM0335C1E6R4DB01# | | | | ±0.1pF | GJM0335C1E7R8BB01# |
| | | 6.5pF | ±0.05pF | GJM0335C1E6R5WB01# | | | ±0.25pF | GJM0335C1E7R8CB01# | |
| | | | ±0.1pF | GJM0335C1E6R5BB01# | | | ±0.5pF | GJM0335C1E7R8DB01# | |
| | | | ±0.25pF | GJM0335C1E6R5CB01# | | | 7.9pF | ±0.05pF | GJM0335C1E7R9WB01# |
| | | | ±0.5pF | GJM0335C1E6R5DB01# | | | | ±0.1pF | GJM0335C1E7R9BB01# |
| | | 6.6pF | ±0.05pF | GJM0335C1E6R6WB01# | | | ±0.25pF | GJM0335C1E7R9CB01# | |
| | | | ±0.1pF | GJM0335C1E6R6BB01# | | | ±0.5pF | GJM0335C1E7R9DB01# | |
| | | | ±0.25pF | GJM0335C1E6R6CB01# | | | 8.0pF | ±0.05pF | GJM0335C1E8R0WB01# |
| | | | ±0.5pF | GJM0335C1E6R6DB01# | | | | ±0.1pF | GJM0335C1E8R0BB01# |
| | | 6.7pF | ±0.05pF | GJM0335C1E6R7WB01# | | | ±0.25pF | GJM0335C1E8R0CB01# | |
| | | | ±0.1pF | GJM0335C1E6R7BB01# | | | ±0.5pF | GJM0335C1E8R0DB01# | |
| | | | ±0.25pF | GJM0335C1E6R7CB01# | | | 8.1pF | ±0.05pF | GJM0335C1E8R1WB01# |
| | | | ±0.5pF | GJM0335C1E6R7DB01# | | | | ±0.1pF | GJM0335C1E8R1BB01# |
| | | 6.8pF | ±0.05pF | GJM0335C1E6R8WB01# | | | ±0.25pF | GJM0335C1E8R1CB01# | |
| | | | ±0.1pF | GJM0335C1E6R8BB01# | | | ±0.5pF | GJM0335C1E8R1DB01# | |
| | | | ±0.25pF | GJM0335C1E6R8CB01# | | | 8.2pF | ±0.05pF | GJM0335C1E8R2WB01# |
| | | | ±0.5pF | GJM0335C1E6R8DB01# | | | | ±0.1pF | GJM0335C1E8R2BB01# |

Part number # indicates the package specification code.



GJM Series Temperature Compensating Type High Q Part Number List

(→ 0.6×0.3mm)

| Rated Voltage | TC Code | Cap. | Tol. | Part Number | Rated Voltage | TC Code | Cap. | Tol. | Part Number |
|---------------|---------|--------|--------------------|--------------------|---------------|---------|--------|--------------------|--------------------|
| 25Vdc | COG | 8.2pF | ±0.25pF | GJM0335C1E8R2CB01# | 25Vdc | COG | 9.6pF | ±0.05pF | GJM0335C1E9R6WB01# |
| | | | ±0.5pF | GJM0335C1E8R2DB01# | | | | ±0.1pF | GJM0335C1E9R6BB01# |
| | | 8.3pF | ±0.05pF | GJM0335C1E8R3WB01# | | | | ±0.25pF | GJM0335C1E9R6CB01# |
| | | | ±0.1pF | GJM0335C1E8R3BB01# | | | | ±0.5pF | GJM0335C1E9R6DB01# |
| | | | ±0.25pF | GJM0335C1E8R3CB01# | | | 9.7pF | ±0.05pF | GJM0335C1E9R7WB01# |
| | | | ±0.5pF | GJM0335C1E8R3DB01# | | | | ±0.1pF | GJM0335C1E9R7BB01# |
| | | 8.4pF | ±0.05pF | GJM0335C1E8R4WB01# | | | | ±0.25pF | GJM0335C1E9R7CB01# |
| | | | ±0.1pF | GJM0335C1E8R4BB01# | | | ±0.5pF | GJM0335C1E9R7DB01# | |
| | | | ±0.25pF | GJM0335C1E8R4CB01# | | | 9.8pF | ±0.05pF | GJM0335C1E9R8WB01# |
| | | ±0.5pF | GJM0335C1E8R4DB01# | ±0.1pF | | | | GJM0335C1E9R8BB01# | |
| | | 8.5pF | ±0.05pF | GJM0335C1E8R5WB01# | | | | ±0.25pF | GJM0335C1E9R8CB01# |
| | | | ±0.1pF | GJM0335C1E8R5BB01# | | | ±0.5pF | GJM0335C1E9R8DB01# | |
| | | | ±0.25pF | GJM0335C1E8R5CB01# | | | 9.9pF | ±0.05pF | GJM0335C1E9R9WB01# |
| | | | ±0.5pF | GJM0335C1E8R5DB01# | | | | ±0.1pF | GJM0335C1E9R9BB01# |
| | | 8.6pF | ±0.05pF | GJM0335C1E8R6WB01# | | | | ±0.25pF | GJM0335C1E9R9CB01# |
| | | | ±0.1pF | GJM0335C1E8R6BB01# | | | | ±0.5pF | GJM0335C1E9R9DB01# |
| | | | ±0.25pF | GJM0335C1E8R6CB01# | | | 10pF | ±1% | GJM0335C1E100FB01# |
| | | | ±0.5pF | GJM0335C1E8R6DB01# | | | | ±2% | GJM0335C1E100GB01# |
| | | 8.7pF | ±0.05pF | GJM0335C1E8R7WB01# | | | | ±5% | GJM0335C1E100JB01# |
| | | | ±0.1pF | GJM0335C1E8R7BB01# | | | 11pF | ±2% | GJM0335C1E110GB01# |
| | | | ±0.25pF | GJM0335C1E8R7CB01# | | | | ±5% | GJM0335C1E110JB01# |
| | | | ±0.5pF | GJM0335C1E8R7DB01# | | | | 12pF | ±1% |
| | | 8.8pF | ±0.05pF | GJM0335C1E8R8WB01# | | | ±2% | | GJM0335C1E120GB01# |
| | | | ±0.1pF | GJM0335C1E8R8BB01# | | | ±5% | | GJM0335C1E120JB01# |
| | | | ±0.25pF | GJM0335C1E8R8CB01# | | | 13pF | ±2% | GJM0335C1E130GB01# |
| | | | ±0.5pF | GJM0335C1E8R8DB01# | | | | ±5% | GJM0335C1E130JB01# |
| | | 8.9pF | ±0.05pF | GJM0335C1E8R9WB01# | | | | 15pF | ±1% |
| | | | ±0.1pF | GJM0335C1E8R9BB01# | | | ±2% | | GJM0335C1E150GB01# |
| | | | ±0.25pF | GJM0335C1E8R9CB01# | | | ±5% | | GJM0335C1E150JB01# |
| | | | ±0.5pF | GJM0335C1E8R9DB01# | | | 16pF | ±2% | GJM0335C1E160GB01# |
| | | 9.0pF | ±0.05pF | GJM0335C1E9R0WB01# | | | | ±5% | GJM0335C1E160JB01# |
| | | | ±0.1pF | GJM0335C1E9R0BB01# | | | | 18pF | ±1% |
| | | | ±0.25pF | GJM0335C1E9R0CB01# | | | ±2% | | GJM0335C1E180GB01# |
| | | | ±0.5pF | GJM0335C1E9R0DB01# | | | ±5% | | GJM0335C1E180JB01# |
| | | 9.1pF | ±0.05pF | GJM0335C1E9R1WB01# | | | 20pF | ±1% | GJM0335C1E200FB01# |
| | | | ±0.1pF | GJM0335C1E9R1BB01# | | | | ±2% | GJM0335C1E200GB01# |
| | | | ±0.25pF | GJM0335C1E9R1CB01# | | | | ±5% | GJM0335C1E200JB01# |
| | | | ±0.5pF | GJM0335C1E9R1DB01# | | | 22pF | ±2% | GJM0335C1E220GB01# |
| | | 9.2pF | ±0.05pF | GJM0335C1E9R2WB01# | | | | ±5% | GJM0335C1E220JB01# |
| | | | ±0.1pF | GJM0335C1E9R2BB01# | | | | 24pF | ±2% |
| | | | ±0.25pF | GJM0335C1E9R2CB01# | | | ±5% | | GJM0335C1E240JB01# |
| | | | ±0.5pF | GJM0335C1E9R2DB01# | | | 27pF | | ±2% |
| | | 9.3pF | ±0.05pF | GJM0335C1E9R3WB01# | | | | ±5% | GJM0335C1E270JB01# |
| | | | ±0.1pF | GJM0335C1E9R3BB01# | | | 30pF | ±2% | GJM0335C1E300GB01# |
| | | | ±0.25pF | GJM0335C1E9R3CB01# | | | | ±5% | GJM0335C1E300JB01# |
| | | | ±0.5pF | GJM0335C1E9R3DB01# | | | | 33pF | ±2% |
| | | 9.4pF | ±0.05pF | GJM0335C1E9R4WB01# | | | ±5% | | GJM0335C1E330JB01# |
| | | | ±0.1pF | GJM0335C1E9R4BB01# | | | 4.0pF | | ±0.05pF |
| | | | ±0.25pF | GJM0335C1E9R4CB01# | | | | ±0.1pF | GJM0332C1E4R0BB01# |
| | | | ±0.5pF | GJM0335C1E9R4DB01# | | | | ±0.25pF | GJM0332C1E4R0CB01# |
| | | 9.5pF | ±0.05pF | GJM0335C1E9R5WB01# | | | 4.1pF | ±0.05pF | GJM0332C1E4R1WB01# |
| | | | ±0.1pF | GJM0335C1E9R5BB01# | | | | ±0.1pF | GJM0332C1E4R1BB01# |
| | | | ±0.25pF | GJM0335C1E9R5CB01# | | | | ±0.25pF | GJM0332C1E4R1CB01# |
| | | | ±0.5pF | GJM0335C1E9R5DB01# | | | 4.2pF | ±0.05pF | GJM0332C1E4R2WB01# |

Part number # indicates the package specification code.

- GRM
- GR3
- GRJ
- GR4
- GJM
- GQM
- GA2
- GA3 GB
- GA3 GD
- GA3 GF
- LLL
- LLA
- LLM
- LLR
- NFM
- GJ4
- ZRA
- ZRB
- KRM
- KR3
- GMA
- GMD
- ⚠Caution /Notice

GJM Series Temperature Compensating Type **High Q** Part Number List

(→ 0.6×0.3mm)

| Rated Voltage | TC Code | Cap. | Tol. | Part Number | Rated Voltage | TC Code | Cap. | Tol. | Part Number | | | | |
|---------------|---------|-------|---------|--------------------|---------------|---------|--------------------|--------------------|--------------------|--|--|--|--|
| 25Vdc | CH | 4.2pF | ±0.1pF | GJM0332C1E4R2BB01# | 25Vdc | CH | 5.8pF | ±0.05pF | GJM0332C1E5R8WB01# | | | | |
| | | | ±0.25pF | GJM0332C1E4R2CB01# | | | | ±0.1pF | GJM0332C1E5R8BB01# | | | | |
| | | 4.3pF | ±0.05pF | GJM0332C1E4R3WB01# | | | ±0.25pF | GJM0332C1E5R8CB01# | | | | | |
| | | | ±0.1pF | GJM0332C1E4R3BB01# | | | ±0.5pF | GJM0332C1E5R8DB01# | | | | | |
| | | | ±0.25pF | GJM0332C1E4R3CB01# | | | 5.9pF | ±0.05pF | GJM0332C1E5R9WB01# | | | | |
| | | 4.4pF | ±0.05pF | GJM0332C1E4R4WB01# | | | | ±0.1pF | GJM0332C1E5R9BB01# | | | | |
| | | | ±0.1pF | GJM0332C1E4R4BB01# | | | | ±0.25pF | GJM0332C1E5R9CB01# | | | | |
| | | | ±0.25pF | GJM0332C1E4R4CB01# | | | ±0.5pF | GJM0332C1E5R9DB01# | | | | | |
| | | 4.5pF | ±0.05pF | GJM0332C1E4R5WB01# | | | 6.0pF | ±0.05pF | GJM0332C1E6R0WB01# | | | | |
| | | | ±0.1pF | GJM0332C1E4R5BB01# | | | | ±0.1pF | GJM0332C1E6R0BB01# | | | | |
| | | | ±0.25pF | GJM0332C1E4R5CB01# | | | | ±0.25pF | GJM0332C1E6R0CB01# | | | | |
| | | 4.6pF | ±0.05pF | GJM0332C1E4R6WB01# | | | 6.1pF | ±0.05pF | GJM0332C1E6R1WB01# | | | | |
| | | | ±0.1pF | GJM0332C1E4R6BB01# | | | | ±0.1pF | GJM0332C1E6R1BB01# | | | | |
| | | | ±0.25pF | GJM0332C1E4R6CB01# | | | | ±0.25pF | GJM0332C1E6R1CB01# | | | | |
| | | 4.7pF | ±0.05pF | GJM0332C1E4R7WB01# | | | 6.2pF | ±0.05pF | GJM0332C1E6R2WB01# | | | | |
| | | | ±0.1pF | GJM0332C1E4R7BB01# | | | | ±0.1pF | GJM0332C1E6R2BB01# | | | | |
| | | | ±0.25pF | GJM0332C1E4R7CB01# | | | | ±0.25pF | GJM0332C1E6R2CB01# | | | | |
| | | 4.8pF | ±0.05pF | GJM0332C1E4R8WB01# | | | 6.3pF | ±0.05pF | GJM0332C1E6R3WB01# | | | | |
| | | | ±0.1pF | GJM0332C1E4R8BB01# | | | | ±0.1pF | GJM0332C1E6R3BB01# | | | | |
| | | | ±0.25pF | GJM0332C1E4R8CB01# | | | | ±0.25pF | GJM0332C1E6R3CB01# | | | | |
| | | 4.9pF | ±0.05pF | GJM0332C1E4R9WB01# | | | 6.4pF | ±0.05pF | GJM0332C1E6R4WB01# | | | | |
| | | | ±0.1pF | GJM0332C1E4R9BB01# | | | | ±0.1pF | GJM0332C1E6R4BB01# | | | | |
| | | | ±0.25pF | GJM0332C1E4R9CB01# | | | | ±0.25pF | GJM0332C1E6R4CB01# | | | | |
| | | 5.0pF | ±0.05pF | GJM0332C1E5R0WB01# | | | 6.5pF | ±0.05pF | GJM0332C1E6R5WB01# | | | | |
| | | | ±0.1pF | GJM0332C1E5R0BB01# | | | | ±0.1pF | GJM0332C1E6R5BB01# | | | | |
| | | | ±0.25pF | GJM0332C1E5R0CB01# | | | | ±0.25pF | GJM0332C1E6R5CB01# | | | | |
| | | 5.1pF | ±0.05pF | GJM0332C1E5R1WB01# | | | 6.6pF | ±0.05pF | GJM0332C1E6R6WB01# | | | | |
| | | | ±0.1pF | GJM0332C1E5R1BB01# | | | | ±0.1pF | GJM0332C1E6R6BB01# | | | | |
| | | | ±0.25pF | GJM0332C1E5R1CB01# | | | | ±0.25pF | GJM0332C1E6R6CB01# | | | | |
| | | 5.2pF | ±0.05pF | GJM0332C1E5R2WB01# | | | 6.7pF | ±0.05pF | GJM0332C1E6R7WB01# | | | | |
| | | | ±0.1pF | GJM0332C1E5R2BB01# | | | | ±0.1pF | GJM0332C1E6R7BB01# | | | | |
| | | | ±0.25pF | GJM0332C1E5R2CB01# | | | | ±0.25pF | GJM0332C1E6R7CB01# | | | | |
| | | 5.3pF | ±0.05pF | GJM0332C1E5R3WB01# | | | 6.8pF | ±0.05pF | GJM0332C1E6R8WB01# | | | | |
| | | | ±0.1pF | GJM0332C1E5R3BB01# | | | | ±0.1pF | GJM0332C1E6R8BB01# | | | | |
| | | | ±0.25pF | GJM0332C1E5R3CB01# | | | | ±0.25pF | GJM0332C1E6R8CB01# | | | | |
| | | 5.4pF | ±0.05pF | GJM0332C1E5R4WB01# | | | 6.9pF | ±0.05pF | GJM0332C1E6R9WB01# | | | | |
| | | | ±0.1pF | GJM0332C1E5R4BB01# | | | | ±0.1pF | GJM0332C1E6R9BB01# | | | | |
| | | | ±0.25pF | GJM0332C1E5R4CB01# | | | | ±0.25pF | GJM0332C1E6R9CB01# | | | | |
| | | 5.5pF | ±0.05pF | GJM0332C1E5R5WB01# | | | 7.0pF | ±0.05pF | GJM0332C1E7R0WB01# | | | | |
| | | | ±0.1pF | GJM0332C1E5R5BB01# | | | | ±0.1pF | GJM0332C1E7R0BB01# | | | | |
| | | | ±0.25pF | GJM0332C1E5R5CB01# | | | | ±0.25pF | GJM0332C1E7R0CB01# | | | | |
| | | 5.6pF | ±0.05pF | GJM0332C1E5R6WB01# | | | 7.1pF | ±0.05pF | GJM0332C1E7R1WB01# | | | | |
| | | | ±0.1pF | GJM0332C1E5R6BB01# | | | | ±0.1pF | GJM0332C1E7R1BB01# | | | | |
| | | | ±0.25pF | GJM0332C1E5R6CB01# | | | | ±0.25pF | GJM0332C1E7R1CB01# | | | | |
| | | 5.7pF | ±0.05pF | GJM0332C1E5R7WB01# | | | | | | | | | |
| | | | ±0.1pF | GJM0332C1E5R7BB01# | | | | | | | | | |
| | | | ±0.25pF | GJM0332C1E5R7CB01# | | | | | | | | | |
| | | | | ±0.5pF | | | GJM0332C1E5R7DB01# | | | | | | |

- GRM
- GR3
- GRJ
- GR4
- GJM
- GQM
- GQ2
- GA2
- GA3 GB
- GA3 GD
- GA3 GF
- LLL
- LLA
- LLM
- LLR
- NFM
- GJ4
- ZRA
- ZRB
- KRM
- KR3
- GMA
- GMD
- ⚠Caution /Notice

Part number # indicates the package specification code.

GJM Series Temperature Compensating Type High Q Part Number List

(→ 0.6×0.3mm)

| Rated Voltage | TC Code | Cap. | Tol. | Part Number | Rated Voltage | TC Code | Cap. | Tol. | Part Number |
|---------------|---------|--------|--------------------|--------------------|---------------|---------|---------|--------------------|--------------------|
| 25Vdc | CH | 7.1pF | ±0.25pF | GJM0332C1E7R1CB01# | 25Vdc | CH | 8.5pF | ±0.05pF | GJM0332C1E8R5WB01# |
| | | | ±0.5pF | GJM0332C1E7R1DB01# | | | | ±0.1pF | GJM0332C1E8R5BB01# |
| | | 7.2pF | ±0.05pF | GJM0332C1E7R2WB01# | | | ±0.25pF | GJM0332C1E8R5CB01# | |
| | | | ±0.1pF | GJM0332C1E7R2BB01# | | | ±0.5pF | GJM0332C1E8R5DB01# | |
| | | | ±0.25pF | GJM0332C1E7R2CB01# | | | 8.6pF | ±0.05pF | GJM0332C1E8R6WB01# |
| | | | ±0.5pF | GJM0332C1E7R2DB01# | | | | ±0.1pF | GJM0332C1E8R6BB01# |
| | | 7.3pF | ±0.05pF | GJM0332C1E7R3WB01# | | | | ±0.25pF | GJM0332C1E8R6CB01# |
| | | | ±0.1pF | GJM0332C1E7R3BB01# | | | ±0.5pF | GJM0332C1E8R6DB01# | |
| | | | ±0.25pF | GJM0332C1E7R3CB01# | | | 8.7pF | ±0.05pF | GJM0332C1E8R7WB01# |
| | | ±0.5pF | GJM0332C1E7R3DB01# | ±0.1pF | | | | GJM0332C1E8R7BB01# | |
| | | 7.4pF | ±0.05pF | GJM0332C1E7R4WB01# | | | | ±0.25pF | GJM0332C1E8R7CB01# |
| | | | ±0.1pF | GJM0332C1E7R4BB01# | | | ±0.5pF | GJM0332C1E8R7DB01# | |
| | | | ±0.25pF | GJM0332C1E7R4CB01# | | | 8.8pF | ±0.05pF | GJM0332C1E8R8WB01# |
| | | | ±0.5pF | GJM0332C1E7R4DB01# | | | | ±0.1pF | GJM0332C1E8R8BB01# |
| | | 7.5pF | ±0.05pF | GJM0332C1E7R5WB01# | | | | ±0.25pF | GJM0332C1E8R8CB01# |
| | | | ±0.1pF | GJM0332C1E7R5BB01# | | | ±0.5pF | GJM0332C1E8R8DB01# | |
| | | | ±0.25pF | GJM0332C1E7R5CB01# | | | 8.9pF | ±0.05pF | GJM0332C1E8R9WB01# |
| | | | ±0.5pF | GJM0332C1E7R5DB01# | | | | ±0.1pF | GJM0332C1E8R9BB01# |
| | | 7.6pF | ±0.05pF | GJM0332C1E7R6WB01# | | | | ±0.25pF | GJM0332C1E8R9CB01# |
| | | | ±0.1pF | GJM0332C1E7R6BB01# | | | ±0.5pF | GJM0332C1E8R9DB01# | |
| | | | ±0.25pF | GJM0332C1E7R6CB01# | | | 9.0pF | ±0.05pF | GJM0332C1E9R0WB01# |
| | | | ±0.5pF | GJM0332C1E7R6DB01# | | | | ±0.1pF | GJM0332C1E9R0BB01# |
| | | 7.7pF | ±0.05pF | GJM0332C1E7R7WB01# | | | | ±0.25pF | GJM0332C1E9R0CB01# |
| | | | ±0.1pF | GJM0332C1E7R7BB01# | | | ±0.5pF | GJM0332C1E9R0DB01# | |
| | | | ±0.25pF | GJM0332C1E7R7CB01# | | | 9.1pF | ±0.05pF | GJM0332C1E9R1WB01# |
| | | | ±0.5pF | GJM0332C1E7R7DB01# | | | | ±0.1pF | GJM0332C1E9R1BB01# |
| | | 7.8pF | ±0.05pF | GJM0332C1E7R8WB01# | | | | ±0.25pF | GJM0332C1E9R1CB01# |
| | | | ±0.1pF | GJM0332C1E7R8BB01# | | | ±0.5pF | GJM0332C1E9R1DB01# | |
| | | | ±0.25pF | GJM0332C1E7R8CB01# | | | 9.2pF | ±0.05pF | GJM0332C1E9R2WB01# |
| | | | ±0.5pF | GJM0332C1E7R8DB01# | | | | ±0.1pF | GJM0332C1E9R2BB01# |
| | | 7.9pF | ±0.05pF | GJM0332C1E7R9WB01# | | | | ±0.25pF | GJM0332C1E9R2CB01# |
| | | | ±0.1pF | GJM0332C1E7R9BB01# | | | ±0.5pF | GJM0332C1E9R2DB01# | |
| | | | ±0.25pF | GJM0332C1E7R9CB01# | | | 9.3pF | ±0.05pF | GJM0332C1E9R3WB01# |
| | | | ±0.5pF | GJM0332C1E7R9DB01# | | | | ±0.1pF | GJM0332C1E9R3BB01# |
| | | 8.0pF | ±0.05pF | GJM0332C1E8R0WB01# | | | | ±0.25pF | GJM0332C1E9R3CB01# |
| | | | ±0.1pF | GJM0332C1E8R0BB01# | | | ±0.5pF | GJM0332C1E9R3DB01# | |
| | | | ±0.25pF | GJM0332C1E8R0CB01# | | | 9.4pF | ±0.05pF | GJM0332C1E9R4WB01# |
| | | | ±0.5pF | GJM0332C1E8R0DB01# | | | | ±0.1pF | GJM0332C1E9R4BB01# |
| | | 8.1pF | ±0.05pF | GJM0332C1E8R1WB01# | | | | ±0.25pF | GJM0332C1E9R4CB01# |
| | | | ±0.1pF | GJM0332C1E8R1BB01# | | | ±0.5pF | GJM0332C1E9R4DB01# | |
| | | | ±0.25pF | GJM0332C1E8R1CB01# | | | 9.5pF | ±0.05pF | GJM0332C1E9R5WB01# |
| | | | ±0.5pF | GJM0332C1E8R1DB01# | | | | ±0.1pF | GJM0332C1E9R5BB01# |
| | | 8.2pF | ±0.05pF | GJM0332C1E8R2WB01# | | | | ±0.25pF | GJM0332C1E9R5CB01# |
| | | | ±0.1pF | GJM0332C1E8R2BB01# | | | ±0.5pF | GJM0332C1E9R5DB01# | |
| | | | ±0.25pF | GJM0332C1E8R2CB01# | | | 9.6pF | ±0.05pF | GJM0332C1E9R6WB01# |
| | | | ±0.5pF | GJM0332C1E8R2DB01# | | | | ±0.1pF | GJM0332C1E9R6BB01# |
| | | 8.3pF | ±0.05pF | GJM0332C1E8R3WB01# | | | | ±0.25pF | GJM0332C1E9R6CB01# |
| | | | ±0.1pF | GJM0332C1E8R3BB01# | | | ±0.5pF | GJM0332C1E9R6DB01# | |
| | | | ±0.25pF | GJM0332C1E8R3CB01# | | | 9.7pF | ±0.05pF | GJM0332C1E9R7WB01# |
| | | | ±0.5pF | GJM0332C1E8R3DB01# | | | | ±0.1pF | GJM0332C1E9R7BB01# |
| | | 8.4pF | ±0.05pF | GJM0332C1E8R4WB01# | | | | ±0.25pF | GJM0332C1E9R7CB01# |
| | | | ±0.1pF | GJM0332C1E8R4BB01# | | | ±0.5pF | GJM0332C1E9R7DB01# | |
| | | | ±0.25pF | GJM0332C1E8R4CB01# | | | 9.8pF | ±0.05pF | GJM0332C1E9R8WB01# |
| | | | ±0.5pF | GJM0332C1E8R4DB01# | | | | ±0.1pF | GJM0332C1E9R8BB01# |

Part number # indicates the package specification code.

- GRM
- GR3
- GRJ
- GR4
- GJM
- GQM
- GQZ
- GA2
- GA3 GB
- GA3 GD
- GA3 GF
- LLL
- LLA
- LLM
- LLR
- NFM
- GJ4
- ZRA
- ZRB
- KRM
- KR3
- GMA
- GMD
- ⚠Caution /Notice

GJM Series Temperature Compensating Type **High Q** Part Number List

(→ 0.6×0.3mm)

| Rated Voltage | TC Code | Cap. | Tol. | Part Number | Rated Voltage | TC Code | Cap. | Tol. | Part Number |
|---------------|---------|--------------------|--------------------|--------------------|--------------------|--------------------|--------------------|--------------------|--------------------|
| 25Vdc | CH | 9.8pF | ±0.25pF | GJM0332C1E9R8CB01# | 25Vdc | CJ | 2.8pF | ±0.1pF | GJM0333C1E2R8BB01# |
| | | | ±0.5pF | GJM0332C1E9R8DB01# | | | | ±0.25pF | GJM0333C1E2R8CB01# |
| | | 9.9pF | ±0.05pF | GJM0332C1E9R9WB01# | | | 2.9pF | ±0.05pF | GJM0333C1E2R9WB01# |
| | | | ±0.1pF | GJM0332C1E9R9BB01# | | | | ±0.1pF | GJM0333C1E2R9BB01# |
| | | | ±0.25pF | GJM0332C1E9R9CB01# | | | | ±0.25pF | GJM0333C1E2R9CB01# |
| | | | ±0.5pF | GJM0332C1E9R9DB01# | | | | 3.0pF | ±0.05pF |
| | | ±2% | GJM0332C1E100GB01# | ±0.1pF | | | GJM0333C1E3R0BB01# | | |
| | | ±5% | GJM0332C1E100JB01# | ±0.25pF | | | GJM0333C1E3R0CB01# | | |
| | | 11pF | ±2% | GJM0332C1E110GB01# | | | 3.1pF | ±0.05pF | GJM0333C1E3R1WB01# |
| | | | ±5% | GJM0332C1E110JB01# | | | | ±0.1pF | GJM0333C1E3R1BB01# |
| | | 12pF | ±2% | GJM0332C1E120GB01# | | | 3.2pF | ±0.25pF | GJM0333C1E3R1CB01# |
| | | | ±5% | GJM0332C1E120JB01# | | | | 3.2pF | ±0.05pF |
| | | 13pF | ±2% | GJM0332C1E130GB01# | | | ±0.1pF | | GJM0333C1E3R2BB01# |
| | | | ±5% | GJM0332C1E130JB01# | | | ±0.25pF | | GJM0333C1E3R2CB01# |
| | | 15pF | ±2% | GJM0332C1E150GB01# | | | 3.3pF | ±0.05pF | GJM0333C1E3R3WB01# |
| | | | ±5% | GJM0332C1E150JB01# | | | | ±0.1pF | GJM0333C1E3R3BB01# |
| | | 16pF | ±2% | GJM0332C1E160GB01# | | | 3.4pF | ±0.25pF | GJM0333C1E3R3CB01# |
| | | | ±5% | GJM0332C1E160JB01# | | | | 3.4pF | ±0.05pF |
| | | 18pF | ±2% | GJM0332C1E180GB01# | | | ±0.1pF | | GJM0333C1E3R4BB01# |
| | | | ±5% | GJM0332C1E180JB01# | | | ±0.25pF | | GJM0333C1E3R4CB01# |
| | | 20pF | ±2% | GJM0332C1E200GB01# | | | 3.5pF | ±0.05pF | GJM0333C1E3R5WB01# |
| | ±5% | | GJM0332C1E200JB01# | ±0.1pF | | GJM0333C1E3R5BB01# | | | |
| | 22pF | ±2% | GJM0332C1E220GB01# | 3.6pF | | ±0.25pF | GJM0333C1E3R5CB01# | | |
| | | ±5% | GJM0332C1E220JB01# | | | 3.6pF | ±0.05pF | GJM0333C1E3R6WB01# | |
| | 24pF | ±2% | GJM0332C1E240GB01# | ±0.1pF | | | GJM0333C1E3R6BB01# | | |
| | | ±5% | GJM0332C1E240JB01# | ±0.25pF | | | GJM0333C1E3R6CB01# | | |
| | 27pF | ±2% | GJM0332C1E270GB01# | 3.7pF | | ±0.05pF | GJM0333C1E3R7WB01# | | |
| | | ±5% | GJM0332C1E270JB01# | | | ±0.1pF | GJM0333C1E3R7BB01# | | |
| | 30pF | ±2% | GJM0332C1E300GB01# | 3.8pF | | ±0.25pF | GJM0333C1E3R7CB01# | | |
| | | ±5% | GJM0332C1E300JB01# | | | 3.8pF | ±0.05pF | GJM0333C1E3R8WB01# | |
| | 33pF | ±2% | GJM0332C1E330GB01# | ±0.1pF | | | GJM0333C1E3R8BB01# | | |
| | | ±5% | GJM0332C1E330JB01# | ±0.25pF | | | GJM0333C1E3R8CB01# | | |
| | CJ | 2.1pF | ±0.05pF | GJM0333C1E2R1WB01# | | CK | 3.9pF | ±0.05pF | GJM0333C1E3R9WB01# |
| | | | ±0.1pF | GJM0333C1E2R1BB01# | | | | ±0.1pF | GJM0333C1E3R9BB01# |
| | | | ±0.25pF | GJM0333C1E2R1CB01# | | | | ±0.25pF | GJM0333C1E3R9CB01# |
| | | 2.2pF | ±0.05pF | GJM0333C1E2R2WB01# | | | 0.20pF | ±0.05pF | GJM0334C1ER20WB01# |
| | | | ±0.1pF | GJM0333C1E2R2BB01# | | | | ±0.1pF | GJM0334C1ER20BB01# |
| | | | ±0.25pF | GJM0333C1E2R2CB01# | | | | 0.30pF | ±0.05pF |
| | | 2.3pF | ±0.05pF | GJM0333C1E2R3WB01# | | | ±0.1pF | | GJM0334C1ER30BB01# |
| | | | ±0.1pF | GJM0333C1E2R3BB01# | | | 0.40pF | | ±0.05pF |
| | | ±0.25pF | GJM0333C1E2R3CB01# | ±0.1pF | | | | GJM0334C1ER40BB01# | |
| | | 2.4pF | ±0.05pF | GJM0333C1E2R4WB01# | | | 0.50pF | ±0.05pF | GJM0334C1ER50WB01# |
| ±0.1pF | | | GJM0333C1E2R4BB01# | ±0.1pF | GJM0334C1ER50BB01# | | | | |
| ±0.25pF | | | GJM0333C1E2R4CB01# | 0.60pF | ±0.05pF | | | GJM0334C1ER60WB01# | |
| 2.5pF | | ±0.05pF | GJM0333C1E2R5WB01# | | ±0.1pF | | GJM0334C1ER60BB01# | | |
| | | ±0.1pF | GJM0333C1E2R5BB01# | | 0.70pF | | ±0.05pF | GJM0334C1ER70WB01# | |
| ±0.25pF | | GJM0333C1E2R5CB01# | ±0.1pF | GJM0334C1ER70BB01# | | | | | |
| 2.6pF | | ±0.05pF | GJM0333C1E2R6WB01# | 0.80pF | ±0.05pF | | GJM0334C1ER80WB01# | | |
| | | ±0.1pF | GJM0333C1E2R6BB01# | | ±0.1pF | | GJM0334C1ER80BB01# | | |
| | | ±0.25pF | GJM0333C1E2R6CB01# | | 0.90pF | | ±0.05pF | GJM0334C1ER90WB01# | |
| 2.7pF | | ±0.05pF | GJM0333C1E2R7WB01# | ±0.1pF | | | GJM0334C1ER90BB01# | | |
| | | ±0.1pF | GJM0333C1E2R7BB01# | 1.0pF | ±0.05pF | | GJM0334C1E1R0WB01# | | |
| ±0.25pF | | GJM0333C1E2R7CB01# | ±0.1pF | | GJM0334C1E1R0BB01# | | | | |
| 2.8pF | ±0.05pF | GJM0333C1E2R8WB01# | ±0.25pF | GJM0334C1E1R0CB01# | | | | | |

Part number # indicates the package specification code.

GRM
 GR3
 GRJ
 GR4
GJM
 GQM
 GA2
 GA3 GB
 GA3 GD
 GA3 GF
 LLL
 LLA
 LLM
 LLR
 NFM
 GJ4
 ZRA
 ZRB
 KRM
 KR3
 GMA
 GMD
 ⚠Caution /Notice

GJM Series Temperature Compensating Type High Q Part Number List

(→ 0.6×0.3mm)

| Rated Voltage | TC Code | Cap. | Tol. | Part Number | | | |
|---------------|---------|---------|---------|--------------------|--------------------|--------------------|--------------------|
| 25Vdc | CK | 1.1pF | ±0.05pF | GJM0334C1E1R1WB01# | | | |
| | | | ±0.1pF | GJM0334C1E1R1BB01# | | | |
| | | | ±0.25pF | GJM0334C1E1R1CB01# | | | |
| | | 1.2pF | ±0.05pF | GJM0334C1E1R2WB01# | | | |
| | | | ±0.1pF | GJM0334C1E1R2BB01# | | | |
| | | | ±0.25pF | GJM0334C1E1R2CB01# | | | |
| | | | 1.3pF | ±0.05pF | GJM0334C1E1R3WB01# | | |
| | | ±0.1pF | | GJM0334C1E1R3BB01# | | | |
| | | ±0.25pF | | GJM0334C1E1R3CB01# | | | |
| | | 1.4pF | ±0.05pF | GJM0334C1E1R4WB01# | | | |
| | | | ±0.1pF | GJM0334C1E1R4BB01# | | | |
| | | | ±0.25pF | GJM0334C1E1R4CB01# | | | |
| | | 1.5pF | ±0.05pF | GJM0334C1E1R5WB01# | | | |
| | | | ±0.1pF | GJM0334C1E1R5BB01# | | | |
| | | | ±0.25pF | GJM0334C1E1R5CB01# | | | |
| | | 1.6pF | ±0.05pF | GJM0334C1E1R6WB01# | | | |
| | | | ±0.1pF | GJM0334C1E1R6BB01# | | | |
| | | | ±0.25pF | GJM0334C1E1R6CB01# | | | |
| | | 1.7pF | ±0.05pF | GJM0334C1E1R7WB01# | | | |
| | | | ±0.1pF | GJM0334C1E1R7BB01# | | | |
| | | | ±0.25pF | GJM0334C1E1R7CB01# | | | |
| | | 1.8pF | ±0.05pF | GJM0334C1E1R8WB01# | | | |
| | | | ±0.1pF | GJM0334C1E1R8BB01# | | | |
| | | | ±0.25pF | GJM0334C1E1R8CB01# | | | |
| | | 1.9pF | ±0.05pF | GJM0334C1E1R9WB01# | | | |
| | | | ±0.1pF | GJM0334C1E1R9BB01# | | | |
| | | | ±0.25pF | GJM0334C1E1R9CB01# | | | |
| | | 2.0pF | ±0.05pF | GJM0334C1E2R0WB01# | | | |
| | | | ±0.1pF | GJM0334C1E2R0BB01# | | | |
| | | | ±0.25pF | GJM0334C1E2R0CB01# | | | |
| | | 6.3Vdc | COG | 22pF | ±2% | GJM0335C0J220GB01# | |
| | | | | | ±5% | GJM0335C0J220JB01# | |
| | | | | | 24pF | ±2% | GJM0335C0J240GB01# |
| | | | | ±5% | | GJM0335C0J240JB01# | |
| | | | | 27pF | ±2% | GJM0335C0J270GB01# | |
| | | | | | ±5% | GJM0335C0J270JB01# | |
| | | | | 30pF | ±2% | GJM0335C0J300GB01# | |
| | | | | | ±5% | GJM0335C0J300JB01# | |
| | | | | 33pF | ±2% | GJM0335C0J330GB01# | |
| | | | | | ±5% | GJM0335C0J330JB01# | |
| | | | | CH | 22pF | ±2% | GJM0332C0J220GB01# |
| | | | | | | ±5% | GJM0332C0J220JB01# |
| | | | | | 24pF | ±2% | GJM0332C0J240GB01# |
| | | | | | | ±5% | GJM0332C0J240JB01# |
| | | | | | 27pF | ±2% | GJM0332C0J270GB01# |
| | | | | | | ±5% | GJM0332C0J270JB01# |
| | | | | | 30pF | ±2% | GJM0332C0J300GB01# |
| | | | | | | ±5% | GJM0332C0J300JB01# |
| 33pF | ±2% | | | | GJM0332C0J330GB01# | | |
| | ±5% | | | | GJM0332C0J330JB01# | | |

1.0×0.5mm

| Rated Voltage | TC Code | Cap. | Tol. | Part Number |
|---------------|---------|--------|---------|--------------------|
| 50Vdc | COG | 0.10pF | ±0.05pF | GJM1555C1HR10WB01# |
| | | | ±0.1pF | GJM1555C1HR10BB01# |
| | | | ±20% | GJM1555C1HR10MB01# |
| | | 0.11pF | ±0.05pF | GJM1555C1HR11WB01# |
| | | | ±0.1pF | GJM1555C1HR11BB01# |
| | | 0.12pF | ±0.05pF | GJM1555C1HR12WB01# |
| | | | ±0.1pF | GJM1555C1HR12BB01# |
| | | 0.13pF | ±0.05pF | GJM1555C1HR13WB01# |
| | | | ±0.1pF | GJM1555C1HR13BB01# |
| | | 0.15pF | ±0.03pF | GJM1555C1HR15RB12# |
| | | | ±0.05pF | GJM1555C1HR15WB01# |
| | | | ±0.1pF | GJM1555C1HR15BB01# |
| | | 0.16pF | ±0.05pF | GJM1555C1HR16WB01# |
| | | | ±0.1pF | GJM1555C1HR16BB01# |
| | | 0.18pF | ±0.05pF | GJM1555C1HR18WB01# |
| | | | ±0.1pF | GJM1555C1HR18BB01# |
| | | 0.20pF | ±0.05pF | GJM1555C1HR20WB01# |
| | | | ±0.1pF | GJM1555C1HR20BB01# |
| | | 0.22pF | ±0.05pF | GJM1555C1HR22WB01# |
| | | | ±0.1pF | GJM1555C1HR22BB01# |
| | | 0.24pF | ±0.05pF | GJM1555C1HR24WB01# |
| | | | ±0.1pF | GJM1555C1HR24BB01# |
| | | 0.25pF | ±0.03pF | GJM1555C1HR25RB12# |
| | | | ±0.1pF | GJM1555C1HR25BB01# |
| | | 0.27pF | ±0.05pF | GJM1555C1HR27WB01# |
| | | | ±0.1pF | GJM1555C1HR27BB01# |
| | | | ±0.25pF | GJM1555C1HR27CB01# |
| | | 0.30pF | ±0.05pF | GJM1555C1HR30WB01# |
| | | | ±0.1pF | GJM1555C1HR30BB01# |
| | | | ±0.25pF | GJM1555C1HR30CB01# |
| | | 0.33pF | ±0.05pF | GJM1555C1HR33WB01# |
| | | | ±0.1pF | GJM1555C1HR33BB01# |
| | | | ±0.25pF | GJM1555C1HR33CB01# |
| | | 0.36pF | ±0.05pF | GJM1555C1HR36WB01# |
| | | | ±0.1pF | GJM1555C1HR36BB01# |
| | | | ±0.25pF | GJM1555C1HR36CB01# |
| | | 0.39pF | ±0.05pF | GJM1555C1HR39WB01# |
| | | | ±0.1pF | GJM1555C1HR39BB01# |
| | | | ±0.25pF | GJM1555C1HR39CB01# |
| | | 0.40pF | ±0.05pF | GJM1555C1HR40WB01# |
| | | | ±0.1pF | GJM1555C1HR40BB01# |
| | | | ±0.25pF | GJM1555C1HR40CB01# |
| | | 0.43pF | ±0.05pF | GJM1555C1HR43WB01# |
| | | | ±0.1pF | GJM1555C1HR43BB01# |
| | | | ±0.25pF | GJM1555C1HR43CB01# |
| | | 0.45pF | ±0.03pF | GJM1555C1HR45RB12# |
| | | | ±0.05pF | GJM1555C1HR45WB01# |
| | | 0.47pF | ±0.05pF | GJM1555C1HR47WB01# |
| | | | ±0.1pF | GJM1555C1HR47BB01# |
| | | | ±0.25pF | GJM1555C1HR47CB01# |
| | | 0.50pF | ±0.03pF | GJM1555C1HR50RB12# |
| | | | ±0.05pF | GJM1555C1HR50WB01# |

Part number # indicates the package specification code.

GJM Series Temperature Compensating Type High Q Part Number List

(→ 1.0×0.5mm)

| Rated Voltage | TC Code | Cap. | Tol. | Part Number | Rated Voltage | TC Code | Cap. | Tol. | Part Number | | |
|---------------|---------|---------|--------------------|--------------------|---------------|---------|--------------------|--------------------|--------------------|--------------------|--------------------|
| 50Vdc | COG | 0.50pF | ±0.1pF | GJM1555C1HR50BB01# | 50Vdc | COG | 1.1pF | ±0.05pF | GJM1555C1H1R1WB01# | | |
| | | | ±0.25pF | GJM1555C1HR50CB01# | | | | ±0.1pF | GJM1555C1H1R1BB01# | | |
| | | | ±0.5pF | GJM1555C1HR50DB01# | | | | ±0.25pF | GJM1555C1H1R1CB01# | | |
| | | 0.51pF | ±0.05pF | GJM1555C1HR51WB01# | | | | ±0.5pF | GJM1555C1H1R1DB01# | | |
| | | | ±0.1pF | GJM1555C1HR51BB01# | | | | ±5% | GJM1555C1H1R1JB01# | | |
| | | | ±0.25pF | GJM1555C1HR51CB01# | | | | 1.2pF | ±0.05pF | GJM1555C1H1R2WB01# | |
| | | ±0.5pF | GJM1555C1HR51DB01# | ±0.1pF | | | | | GJM1555C1H1R2BB01# | | |
| | | 0.56pF | ±0.05pF | GJM1555C1HR56WB01# | | | | | ±0.25pF | GJM1555C1H1R2CB01# | |
| | | | ±0.1pF | GJM1555C1HR56BB01# | | | | ±0.5pF | GJM1555C1H1R2DB01# | | |
| | | | ±0.25pF | GJM1555C1HR56CB01# | | | | ±5% | GJM1555C1H1R2JB01# | | |
| | | 0.56pF | ±0.5pF | GJM1555C1HR56DB01# | | | | 1.3pF | ±0.05pF | GJM1555C1H1R3WB01# | |
| | | | | 0.60pF | | | | | ±0.1pF | GJM1555C1HR60WB01# | ±0.1pF |
| | | | | | | | ±0.25pF | | GJM1555C1HR60CB01# | ±0.25pF | GJM1555C1H1R3CB01# |
| | | ±0.5pF | GJM1555C1HR60DB01# | | | | ±0.5pF | GJM1555C1H1R3DB01# | | | |
| | | 0.62pF | ±0.05pF | GJM1555C1HR62WB01# | | | 1.4pF | ±0.05pF | GJM1555C1H1R4WB01# | | |
| | | | | ±0.1pF | | | | GJM1555C1HR62BB01# | ±0.1pF | GJM1555C1H1R4BB01# | |
| | | | | ±0.25pF | | | | GJM1555C1HR62CB01# | ±0.25pF | GJM1555C1H1R4CB01# | |
| | | 0.62pF | ±0.5pF | GJM1555C1HR62DB01# | | | 1.4pF | ±0.5pF | GJM1555C1H1R4DB01# | | |
| | | | | 0.68pF | | | | ±0.05pF | GJM1555C1HR68WB01# | ±5% | GJM1555C1H1R4JB01# |
| | | | | | | | | ±0.1pF | GJM1555C1HR68BB01# | 1.5pF | ±0.05pF |
| | | ±0.25pF | GJM1555C1HR68CB01# | | | | ±0.1pF | GJM1555C1H1R5BB01# | | | |
| | | ±0.5pF | GJM1555C1HR68DB01# | ±0.25pF | | | GJM1555C1H1R5CB01# | | | | |
| | | 0.70pF | ±0.05pF | GJM1555C1HR70WB01# | | | 1.5pF | ±0.5pF | GJM1555C1H1R5DB01# | | |
| | | | | ±0.1pF | | | | GJM1555C1HR70BB01# | ±5% | GJM1555C1H1R5JB01# | |
| | | | | ±0.25pF | | | | GJM1555C1HR70CB01# | 1.6pF | ±0.05pF | GJM1555C1H1R6WB01# |
| | | ±0.5pF | GJM1555C1HR70DB01# | ±0.1pF | | | GJM1555C1H1R6BB01# | | | | |
| | | 0.75pF | ±0.05pF | GJM1555C1HR75WB01# | | | ±0.25pF | GJM1555C1H1R6CB01# | | | |
| | | | ±0.1pF | GJM1555C1HR75BB01# | | | ±0.5pF | GJM1555C1H1R6DB01# | | | |
| | | | ±0.25pF | GJM1555C1HR75CB01# | | | ±5% | GJM1555C1H1R6JB01# | | | |
| | | 0.75pF | ±0.5pF | GJM1555C1HR75DB01# | | | 1.7pF | ±0.05pF | GJM1555C1H1R7WB01# | | |
| | | | | 0.80pF | | | | ±0.1pF | GJM1555C1HR80WB01# | ±0.1pF | GJM1555C1H1R7BB01# |
| | | | | | | | | ±0.25pF | GJM1555C1HR80CB01# | ±0.25pF | GJM1555C1H1R7CB01# |
| | | ±0.5pF | GJM1555C1HR80DB01# | | | | ±0.5pF | GJM1555C1H1R7DB01# | | | |
| | | 0.82pF | ±0.05pF | GJM1555C1HR82WB01# | | | 1.8pF | ±5% | GJM1555C1H1R7JB01# | | |
| | | | | ±0.1pF | | | | GJM1555C1HR82BB01# | ±0.05pF | GJM1555C1H1R8WB01# | |
| | | | | ±0.25pF | | | | GJM1555C1HR82CB01# | ±0.1pF | GJM1555C1H1R8BB01# | |
| | | 0.82pF | ±0.5pF | GJM1555C1HR82DB01# | | | 1.8pF | ±0.25pF | GJM1555C1H1R8CB01# | | |
| | | | | 0.85pF | | | | ±0.05pF | GJM1555C1HR85WB01# | ±0.5pF | GJM1555C1H1R8DB01# |
| | | | | | | | | ±0.1pF | GJM1555C1HR85BB01# | ±5% | GJM1555C1H1R8JB01# |
| | | ±0.25pF | GJM1555C1HR85CB01# | | | | 1.9pF | ±0.05pF | GJM1555C1H1R9WB01# | | |
| | | ±0.5pF | GJM1555C1HR85DB01# | ±0.1pF | | | | GJM1555C1H1R9BB01# | | | |
| | | 0.90pF | ±0.05pF | GJM1555C1HR90WB01# | | | | ±0.25pF | GJM1555C1H1R9CB01# | | |
| | | | ±0.1pF | GJM1555C1HR90BB01# | | | ±0.5pF | GJM1555C1H1R9DB01# | | | |
| | | | ±0.25pF | GJM1555C1HR90CB01# | | | ±5% | GJM1555C1H1R9JB01# | | | |
| | | 0.90pF | ±0.5pF | GJM1555C1HR90DB01# | | | 2.0pF | ±0.05pF | GJM1555C1H2R0WB01# | | |
| | | | | 0.91pF | | | | ±0.1pF | GJM1555C1HR91WB01# | ±0.1pF | GJM1555C1H2R0BB01# |
| | | | | | | | | ±0.25pF | GJM1555C1HR91CB01# | ±0.25pF | GJM1555C1H2R0CB01# |
| | | ±0.5pF | GJM1555C1HR91DB01# | | | | ±0.5pF | GJM1555C1H2R0DB01# | | | |
| | | 0.95pF | ±0.05pF | GJM1555C1HR95WB01# | | | 2.1pF | ±2% | GJM1555C1H2R0GB01# | | |
| | | | | ±0.1pF | | | | GJM1555C1H1R0WB01# | ±0.05pF | GJM1555C1H2R1WB01# | |
| | | | | ±0.25pF | | | | GJM1555C1H1R0CB01# | ±0.1pF | GJM1555C1H2R1BB01# | |
| | | 1.0pF | ±0.5pF | GJM1555C1H1R0DB01# | | | 2.1pF | ±0.25pF | GJM1555C1H2R1CB01# | | |
| | | | | ±5% | | | | GJM1555C1H1R0JB01# | ±0.5pF | GJM1555C1H2R1DB01# | |

Part number # indicates the package specification code.

GRM
 GR3
 GRJ
 GR4
 GJM
 GQM
 GA2
 GA3 GB
 GA3 GD
 GA3 GF
 LLL
 LLA
 LLM
 LLR
 NFM
 GJ4
 ZRA
 ZRB
 KRM
 KR3
 GMA
 GMD
 ⚠Caution /Notice

GJM Series Temperature Compensating Type High Q Part Number List

(→ 1.0×0.5mm)

| Rated Voltage | TC Code | Cap. | Tol. | Part Number | Rated Voltage | TC Code | Cap. | Tol. | Part Number | | |
|---------------|---------|--------------------|--------------------|--------------------|--------------------|---------|--------------------|--------------------|--------------------|--------------------|--------------------|
| 50Vdc | COG | 2.1pF | ±2% | GJM1555C1H2R1GB01# | 50Vdc | COG | 3.2pF | ±0.5pF | GJM1555C1H3R2DB01# | | |
| | | | ±0.05pF | GJM1555C1H2R2WB01# | | | | ±2% | GJM1555C1H3R2GB01# | | |
| | | | ±0.1pF | GJM1555C1H2R2BB01# | | | | 3.3pF | ±0.05pF | GJM1555C1H3R3WB01# | |
| | | | ±0.25pF | GJM1555C1H2R2CB01# | | | | | ±0.1pF | GJM1555C1H3R3BB01# | |
| | | | ±0.5pF | GJM1555C1H2R2DB01# | | | | | ±0.25pF | GJM1555C1H3R3CB01# | |
| | | ±2% | GJM1555C1H2R2GB01# | ±0.5pF | | | GJM1555C1H3R3DB01# | | | | |
| | | | | ±2% | | | GJM1555C1H3R3GB01# | | | | |
| | | 2.3pF | ±0.05pF | GJM1555C1H2R3WB01# | | | 3.4pF | ±0.05pF | GJM1555C1H3R4WB01# | | |
| | | | ±0.1pF | GJM1555C1H2R3BB01# | | | | ±0.1pF | GJM1555C1H3R4BB01# | | |
| | | | ±0.25pF | GJM1555C1H2R3CB01# | | | | ±0.25pF | GJM1555C1H3R4CB01# | | |
| | | | ±0.5pF | GJM1555C1H2R3DB01# | | | | ±0.5pF | GJM1555C1H3R4DB01# | | |
| | | | ±2% | GJM1555C1H2R3GB01# | | | | ±2% | GJM1555C1H3R4GB01# | | |
| | | | 2.4pF | ±0.05pF | | | | GJM1555C1H2R4WB01# | 3.5pF | ±0.05pF | GJM1555C1H3R5WB01# |
| | | | | ±0.1pF | | | | GJM1555C1H2R4BB01# | | ±0.1pF | GJM1555C1H3R5BB01# |
| | | | | ±0.25pF | | | | GJM1555C1H2R4CB01# | | ±0.25pF | GJM1555C1H3R5CB01# |
| | | ±0.5pF | | GJM1555C1H2R4DB01# | | | ±0.5pF | GJM1555C1H3R5DB01# | | | |
| | | ±2% | | GJM1555C1H2R4GB01# | | | ±2% | GJM1555C1H3R5GB01# | | | |
| | | 2.5pF | ±0.05pF | GJM1555C1H2R5WB01# | | | 3.6pF | ±0.05pF | GJM1555C1H3R6WB01# | | |
| | | | ±0.1pF | GJM1555C1H2R5BB01# | | | | ±0.1pF | GJM1555C1H3R6BB01# | | |
| | | | ±0.25pF | GJM1555C1H2R5CB01# | | | | ±0.25pF | GJM1555C1H3R6CB01# | | |
| | | | ±0.5pF | GJM1555C1H2R5DB01# | | | | ±0.5pF | GJM1555C1H3R6DB01# | | |
| | | | ±2% | GJM1555C1H2R5GB01# | | | | ±2% | GJM1555C1H3R6GB01# | | |
| | | 2.6pF | ±0.05pF | GJM1555C1H2R6WB01# | | | 3.7pF | ±0.05pF | GJM1555C1H3R7WB01# | | |
| | | | ±0.1pF | GJM1555C1H2R6BB01# | | | | ±0.1pF | GJM1555C1H3R7BB01# | | |
| | | | ±0.25pF | GJM1555C1H2R6CB01# | | | | ±0.25pF | GJM1555C1H3R7CB01# | | |
| | | | ±0.5pF | GJM1555C1H2R6DB01# | | | | ±0.5pF | GJM1555C1H3R7DB01# | | |
| | | | ±2% | GJM1555C1H2R6GB01# | | | | ±2% | GJM1555C1H3R7GB01# | | |
| | | 2.7pF | ±0.05pF | GJM1555C1H2R7WB01# | | | 3.8pF | ±0.05pF | GJM1555C1H3R8WB01# | | |
| | | | ±0.1pF | GJM1555C1H2R7BB01# | | | | ±0.1pF | GJM1555C1H3R8BB01# | | |
| | | | ±0.25pF | GJM1555C1H2R7CB01# | | | | ±0.25pF | GJM1555C1H3R8CB01# | | |
| | | | ±0.5pF | GJM1555C1H2R7DB01# | | | | ±0.5pF | GJM1555C1H3R8DB01# | | |
| | | | ±2% | GJM1555C1H2R7GB01# | | | | ±2% | GJM1555C1H3R8GB01# | | |
| | | 2.8pF | ±0.05pF | GJM1555C1H2R8WB01# | | | 3.9pF | ±0.05pF | GJM1555C1H3R9WB01# | | |
| | | | ±0.1pF | GJM1555C1H2R8BB01# | | | | ±0.1pF | GJM1555C1H3R9BB01# | | |
| | | | ±0.25pF | GJM1555C1H2R8CB01# | | | | ±0.25pF | GJM1555C1H3R9CB01# | | |
| | | | ±0.5pF | GJM1555C1H2R8DB01# | | | | ±0.5pF | GJM1555C1H3R9DB01# | | |
| | | | ±2% | GJM1555C1H2R8GB01# | | | | ±2% | GJM1555C1H3R9GB01# | | |
| | | 2.9pF | ±0.05pF | GJM1555C1H2R9WB01# | | | 4.0pF | ±0.05pF | GJM1555C1H4R0WB01# | | |
| | | | ±0.1pF | GJM1555C1H2R9BB01# | | | | ±0.1pF | GJM1555C1H4R0BB01# | | |
| | | | ±0.25pF | GJM1555C1H2R9CB01# | | | | ±0.25pF | GJM1555C1H4R0CB01# | | |
| | | | ±0.5pF | GJM1555C1H2R9DB01# | | | | ±0.5pF | GJM1555C1H4R0DB01# | | |
| | | | ±2% | GJM1555C1H2R9GB01# | | | | ±2% | GJM1555C1H4R0GB01# | | |
| | | 3.0pF | ±0.05pF | GJM1555C1H3R0WB01# | | | 4.1pF | ±0.05pF | GJM1555C1H4R1WB01# | | |
| | | | ±0.1pF | GJM1555C1H3R0BB01# | | | | ±0.1pF | GJM1555C1H4R1BB01# | | |
| | | | ±0.25pF | GJM1555C1H3R0CB01# | | | | ±0.25pF | GJM1555C1H4R1CB01# | | |
| | | | ±0.5pF | GJM1555C1H3R0DB01# | | | | ±0.5pF | GJM1555C1H4R1DB01# | | |
| | | | ±2% | GJM1555C1H3R0GB01# | | | | ±2% | GJM1555C1H4R1GB01# | | |
| | | 3.1pF | ±0.05pF | GJM1555C1H3R1WB01# | | | 4.2pF | ±0.05pF | GJM1555C1H4R2WB01# | | |
| | | | ±0.1pF | GJM1555C1H3R1BB01# | | | | ±0.1pF | GJM1555C1H4R2BB01# | | |
| | | | ±0.25pF | GJM1555C1H3R1CB01# | | | | ±0.25pF | GJM1555C1H4R2CB01# | | |
| | | | ±0.5pF | GJM1555C1H3R1DB01# | | | | ±0.5pF | GJM1555C1H4R2DB01# | | |
| | | | ±2% | GJM1555C1H3R1GB01# | | | | ±2% | GJM1555C1H4R2GB01# | | |
| 3.2pF | ±0.05pF | GJM1555C1H3R2WB01# | 4.3pF | ±0.05pF | GJM1555C1H4R3WB01# | | | | | | |
| | ±0.1pF | GJM1555C1H3R2BB01# | | ±0.1pF | GJM1555C1H4R3BB01# | | | | | | |
| | ±0.25pF | GJM1555C1H3R2CB01# | | | | | | | | | |

Part number # indicates the package specification code.

- GRM
- GR3
- GRJ
- GR4
- GJM
- GQM
- GQ2
- GA2
- GA3
- GA3
- GA3
- GA3
- GA3
- LL
- LLA
- LLM
- LLR
- NFM
- GJ4
- ZRA
- ZRB
- KRM
- KR3
- GMA
- GMD
- ⚠Caution / Notice

GJM Series Temperature Compensating Type High Q Part Number List

(→ 1.0×0.5mm)

| Rated Voltage | TC Code | Cap. | Tol. | Part Number | Rated Voltage | TC Code | Cap. | Tol. | Part Number |
|---------------|---------|-------|---------|--------------------|---------------|---------|-------|--------------------|--------------------|
| 50Vdc | COG | 4.3pF | ±0.25pF | GJM1555C1H4R3CB01# | 50Vdc | COG | 5.4pF | ±0.1pF | GJM1555C1H5R4BB01# |
| | | | ±0.5pF | GJM1555C1H4R3DB01# | | | | ±0.25pF | GJM1555C1H5R4CB01# |
| | | | ±2% | GJM1555C1H4R3GB01# | | | | ±0.5pF | GJM1555C1H5R4DB01# |
| | | 4.4pF | ±0.05pF | GJM1555C1H4R4WB01# | | | 5.5pF | ±0.1pF | GJM1555C1H5R4FB01# |
| | | | ±0.1pF | GJM1555C1H4R4BB01# | | | | ±0.05pF | GJM1555C1H5R5WB01# |
| | | | ±0.25pF | GJM1555C1H4R4CB01# | | | | ±0.1pF | GJM1555C1H5R5BB01# |
| | | | ±0.5pF | GJM1555C1H4R4DB01# | | | | ±0.25pF | GJM1555C1H5R5CB01# |
| | | | ±2% | GJM1555C1H4R4GB01# | | | | ±0.5pF | GJM1555C1H5R5DB01# |
| | | 4.5pF | ±0.05pF | GJM1555C1H4R5WB01# | | | 5.6pF | ±1% | GJM1555C1H5R5FB01# |
| | | | ±0.1pF | GJM1555C1H4R5BB01# | | | | ±0.05pF | GJM1555C1H5R6WB01# |
| | | | ±0.25pF | GJM1555C1H4R5CB01# | | | | ±0.1pF | GJM1555C1H5R6BB01# |
| | | | ±0.5pF | GJM1555C1H4R5DB01# | | | | ±0.25pF | GJM1555C1H5R6CB01# |
| | | | ±2% | GJM1555C1H4R5GB01# | | | | ±0.5pF | GJM1555C1H5R6DB01# |
| | | 4.6pF | ±0.05pF | GJM1555C1H4R6WB01# | | | 5.7pF | ±1% | GJM1555C1H5R6FB01# |
| | | | ±0.1pF | GJM1555C1H4R6BB01# | | | | ±0.05pF | GJM1555C1H5R7WB01# |
| | | | ±0.25pF | GJM1555C1H4R6CB01# | | | | ±0.1pF | GJM1555C1H5R7BB01# |
| | | | ±0.5pF | GJM1555C1H4R6DB01# | | | | ±0.25pF | GJM1555C1H5R7CB01# |
| | | | ±2% | GJM1555C1H4R6GB01# | | | | ±0.5pF | GJM1555C1H5R7DB01# |
| | | 4.7pF | ±0.05pF | GJM1555C1H4R7WB01# | | | 5.8pF | ±1% | GJM1555C1H5R7FB01# |
| | | | ±0.1pF | GJM1555C1H4R7BB01# | | | | ±0.05pF | GJM1555C1H5R8WB01# |
| | | | ±0.25pF | GJM1555C1H4R7CB01# | | | | ±0.1pF | GJM1555C1H5R8BB01# |
| | | | ±0.5pF | GJM1555C1H4R7DB01# | | | | ±0.25pF | GJM1555C1H5R8CB01# |
| | | | ±2% | GJM1555C1H4R7GB01# | | | | ±0.5pF | GJM1555C1H5R8DB01# |
| | | 4.8pF | ±0.05pF | GJM1555C1H4R8WB01# | | | 5.9pF | ±1% | GJM1555C1H5R8FB01# |
| | | | ±0.1pF | GJM1555C1H4R8BB01# | | | | ±0.05pF | GJM1555C1H5R9WB01# |
| | | | ±0.25pF | GJM1555C1H4R8CB01# | | | | ±0.1pF | GJM1555C1H5R9BB01# |
| | | | ±0.5pF | GJM1555C1H4R8DB01# | | | | ±0.25pF | GJM1555C1H5R9CB01# |
| | | | ±2% | GJM1555C1H4R8GB01# | | | | ±0.5pF | GJM1555C1H5R9DB01# |
| | | 4.9pF | ±0.05pF | GJM1555C1H4R9WB01# | | | 6.0pF | ±1% | GJM1555C1H5R9FB01# |
| | | | ±0.1pF | GJM1555C1H4R9BB01# | | | | ±0.05pF | GJM1555C1H6R0WB01# |
| | | | ±0.25pF | GJM1555C1H4R9CB01# | | | | ±0.1pF | GJM1555C1H6R0BB01# |
| | | | ±0.5pF | GJM1555C1H4R9DB01# | | | | ±0.25pF | GJM1555C1H6R0CB01# |
| | | | ±2% | GJM1555C1H4R9GB01# | | | | ±0.5pF | GJM1555C1H6R0DB01# |
| | | 5.0pF | ±0.05pF | GJM1555C1H5R0WB01# | | | 6.1pF | ±1% | GJM1555C1H6R0FB01# |
| | | | ±0.1pF | GJM1555C1H5R0BB01# | | | | ±0.05pF | GJM1555C1H6R1WB01# |
| | | | ±0.25pF | GJM1555C1H5R0CB01# | | | | ±0.1pF | GJM1555C1H6R1BB01# |
| | | | ±0.5pF | GJM1555C1H5R0DB01# | | | | ±0.25pF | GJM1555C1H6R1CB01# |
| | | | ±1% | GJM1555C1H5R0FB01# | | | | ±0.5pF | GJM1555C1H6R1DB01# |
| | | 5.1pF | ±0.05pF | GJM1555C1H5R1WB01# | | | 6.2pF | ±1% | GJM1555C1H6R1FB01# |
| | | | ±0.1pF | GJM1555C1H5R1BB01# | | | | ±0.05pF | GJM1555C1H6R2WB01# |
| | | | ±0.25pF | GJM1555C1H5R1CB01# | | | | ±0.1pF | GJM1555C1H6R2BB01# |
| | | | ±0.5pF | GJM1555C1H5R1DB01# | | | | ±0.25pF | GJM1555C1H6R2CB01# |
| | | | ±1% | GJM1555C1H5R1FB01# | | | | ±0.5pF | GJM1555C1H6R2DB01# |
| | | 5.2pF | ±0.05pF | GJM1555C1H5R2WB01# | | | 6.3pF | ±1% | GJM1555C1H6R2FB01# |
| | | | ±0.1pF | GJM1555C1H5R2BB01# | | | | ±0.05pF | GJM1555C1H6R3WB01# |
| | | | ±0.25pF | GJM1555C1H5R2CB01# | | | | ±0.1pF | GJM1555C1H6R3BB01# |
| | | | ±0.5pF | GJM1555C1H5R2DB01# | | | | ±0.25pF | GJM1555C1H6R3CB01# |
| | | | ±1% | GJM1555C1H5R2FB01# | | | | ±0.5pF | GJM1555C1H6R3DB01# |
| | | 5.3pF | ±0.05pF | GJM1555C1H5R3WB01# | | | 6.4pF | ±1% | GJM1555C1H6R3FB01# |
| | | | ±0.1pF | GJM1555C1H5R3BB01# | | | | ±0.05pF | GJM1555C1H6R4WB01# |
| | | | ±0.25pF | GJM1555C1H5R3CB01# | | | | ±0.1pF | GJM1555C1H6R4BB01# |
| | | | ±0.5pF | GJM1555C1H5R3DB01# | | | | ±0.25pF | GJM1555C1H6R4CB01# |
| | | | ±1% | GJM1555C1H5R3FB01# | | | | ±0.5pF | GJM1555C1H6R4DB01# |
| | | 5.4pF | ±0.05pF | GJM1555C1H5R4WB01# | | | ±1% | GJM1555C1H6R4FB01# | |

- GRM
- GR3
- GRJ
- GR4
- GJM
- GQM
- GQ2
- GA2
- GA3
- GA3
- GA3
- GA3
- LL
- LLA
- LLM
- LLR
- NFM
- GJ4
- ZRA
- ZRB
- KRM
- KR3
- GMA
- GMD
- △Caution / Notice

Part number # indicates the package specification code.

GJM Series Temperature Compensating Type High Q Part Number List

(→ 1.0×0.5mm)

| Rated Voltage | TC Code | Cap. | Tol. | Part Number | Rated Voltage | TC Code | Cap. | Tol. | Part Number | |
|---------------|---------|-------|---------|--------------------|---------------|---------|--------------------|---------|--------------------|--------------------|
| 50Vdc | COG | 6.5pF | ±0.05pF | GJM1555C1H6R5WB01# | 50Vdc | COG | 7.5pF | ±1% | GJM1555C1H7R5FB01# | |
| | | | ±0.1pF | GJM1555C1H6R5BB01# | | | | 7.6pF | ±0.05pF | GJM1555C1H7R6WB01# |
| | | | ±0.25pF | GJM1555C1H6R5CB01# | | | | | ±0.1pF | GJM1555C1H7R6BB01# |
| | | | ±0.5pF | GJM1555C1H6R5DB01# | | | | | ±0.25pF | GJM1555C1H7R6CB01# |
| | | | ±1% | GJM1555C1H6R5FB01# | | | | | ±0.5pF | GJM1555C1H7R6DB01# |
| | | | | ±1% | | | GJM1555C1H7R6FB01# | | | |
| | | 6.6pF | ±0.05pF | GJM1555C1H6R6WB01# | | | 7.7pF | ±0.05pF | GJM1555C1H7R7WB01# | |
| | | | ±0.1pF | GJM1555C1H6R6BB01# | | | | ±0.1pF | GJM1555C1H7R7BB01# | |
| | | | ±0.25pF | GJM1555C1H6R6CB01# | | | | ±0.25pF | GJM1555C1H7R7CB01# | |
| | | | ±0.5pF | GJM1555C1H6R6DB01# | | | | ±0.5pF | GJM1555C1H7R7DB01# | |
| | | | ±1% | GJM1555C1H6R6FB01# | | | | ±1% | GJM1555C1H7R7FB01# | |
| | | 6.7pF | ±0.05pF | GJM1555C1H6R7WB01# | | | 7.8pF | ±0.05pF | GJM1555C1H7R8WB01# | |
| | | | ±0.1pF | GJM1555C1H6R7BB01# | | | | ±0.1pF | GJM1555C1H7R8BB01# | |
| | | | ±0.25pF | GJM1555C1H6R7CB01# | | | | ±0.25pF | GJM1555C1H7R8CB01# | |
| | | | ±0.5pF | GJM1555C1H6R7DB01# | | | | ±0.5pF | GJM1555C1H7R8DB01# | |
| | | | ±1% | GJM1555C1H6R7FB01# | | | | ±1% | GJM1555C1H7R8FB01# | |
| | | 6.8pF | ±0.05pF | GJM1555C1H6R8WB01# | | | 7.9pF | ±0.05pF | GJM1555C1H7R9WB01# | |
| | | | ±0.1pF | GJM1555C1H6R8BB01# | | | | ±0.1pF | GJM1555C1H7R9BB01# | |
| | | | ±0.25pF | GJM1555C1H6R8CB01# | | | | ±0.25pF | GJM1555C1H7R9CB01# | |
| | | | ±0.5pF | GJM1555C1H6R8DB01# | | | | ±0.5pF | GJM1555C1H7R9DB01# | |
| | | | ±1% | GJM1555C1H6R8FB01# | | | | ±1% | GJM1555C1H7R9FB01# | |
| | | 6.9pF | ±0.05pF | GJM1555C1H6R9WB01# | | | 8.0pF | ±0.05pF | GJM1555C1H8R0WB01# | |
| | | | ±0.1pF | GJM1555C1H6R9BB01# | | | | ±0.1pF | GJM1555C1H8R0BB01# | |
| | | | ±0.25pF | GJM1555C1H6R9CB01# | | | | ±0.25pF | GJM1555C1H8R0CB01# | |
| | | | ±0.5pF | GJM1555C1H6R9DB01# | | | | ±0.5pF | GJM1555C1H8R0DB01# | |
| | | | ±1% | GJM1555C1H6R9FB01# | | | | ±1% | GJM1555C1H8R0FB01# | |
| | | 7.0pF | ±0.05pF | GJM1555C1H7R0WB01# | | | 8.1pF | ±0.05pF | GJM1555C1H8R1WB01# | |
| | | | ±0.1pF | GJM1555C1H7R0BB01# | | | | ±0.1pF | GJM1555C1H8R1BB01# | |
| | | | ±0.25pF | GJM1555C1H7R0CB01# | | | | ±0.25pF | GJM1555C1H8R1CB01# | |
| | | | ±0.5pF | GJM1555C1H7R0DB01# | | | | ±0.5pF | GJM1555C1H8R1DB01# | |
| | | | ±1% | GJM1555C1H7R0FB01# | | | | ±1% | GJM1555C1H8R1FB01# | |
| | | 7.1pF | ±0.05pF | GJM1555C1H7R1WB01# | | | 8.2pF | ±0.05pF | GJM1555C1H8R2WB01# | |
| | | | ±0.1pF | GJM1555C1H7R1BB01# | | | | ±0.1pF | GJM1555C1H8R2BB01# | |
| | | | ±0.25pF | GJM1555C1H7R1CB01# | | | | ±0.25pF | GJM1555C1H8R2CB01# | |
| | | | ±0.5pF | GJM1555C1H7R1DB01# | | | | ±0.5pF | GJM1555C1H8R2DB01# | |
| | | | ±1% | GJM1555C1H7R1FB01# | | | | ±1% | GJM1555C1H8R2FB01# | |
| | | 7.2pF | ±0.05pF | GJM1555C1H7R2WB01# | | | 8.3pF | ±0.05pF | GJM1555C1H8R3WB01# | |
| | | | ±0.1pF | GJM1555C1H7R2BB01# | | | | ±0.1pF | GJM1555C1H8R3BB01# | |
| | | | ±0.25pF | GJM1555C1H7R2CB01# | | | | ±0.25pF | GJM1555C1H8R3CB01# | |
| | | | ±0.5pF | GJM1555C1H7R2DB01# | | | | ±0.5pF | GJM1555C1H8R3DB01# | |
| | | | ±1% | GJM1555C1H7R2FB01# | | | | ±1% | GJM1555C1H8R3FB01# | |
| | | 7.3pF | ±0.05pF | GJM1555C1H7R3WB01# | | | 8.4pF | ±0.05pF | GJM1555C1H8R4WB01# | |
| | | | ±0.1pF | GJM1555C1H7R3BB01# | | | | ±0.1pF | GJM1555C1H8R4BB01# | |
| | | | ±0.25pF | GJM1555C1H7R3CB01# | | | | ±0.25pF | GJM1555C1H8R4CB01# | |
| | | | ±0.5pF | GJM1555C1H7R3DB01# | | | | ±0.5pF | GJM1555C1H8R4DB01# | |
| | | | ±1% | GJM1555C1H7R3FB01# | | | | ±1% | GJM1555C1H8R4FB01# | |
| | | 7.4pF | ±0.05pF | GJM1555C1H7R4WB01# | | | 8.5pF | ±0.05pF | GJM1555C1H8R5WB01# | |
| | | | ±0.1pF | GJM1555C1H7R4BB01# | | | | ±0.1pF | GJM1555C1H8R5BB01# | |
| | | | ±0.25pF | GJM1555C1H7R4CB01# | | | | ±0.25pF | GJM1555C1H8R5CB01# | |
| | | | ±0.5pF | GJM1555C1H7R4DB01# | | | | ±0.5pF | GJM1555C1H8R5DB01# | |
| | | | ±1% | GJM1555C1H7R4FB01# | | | | ±1% | GJM1555C1H8R5FB01# | |
| | | 7.5pF | ±0.05pF | GJM1555C1H7R5WB01# | | | 8.6pF | ±0.05pF | GJM1555C1H8R6WB01# | |
| | | | ±0.1pF | GJM1555C1H7R5BB01# | | | | ±0.1pF | GJM1555C1H8R6BB01# | |
| | | | ±0.25pF | GJM1555C1H7R5CB01# | | | | ±0.25pF | GJM1555C1H8R6CB01# | |
| | | | ±0.5pF | GJM1555C1H7R5DB01# | | | | | | |
| | | | | | | | | | | |

Part number # indicates the package specification code.

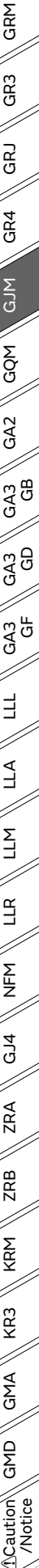
- GRM
- GR3
- GRJ
- GR4
- GJM
- GQM
- GA2
- GA3 GB
- GA3 GD
- GA3 GF
- LLL
- LLA
- LLM
- LLR
- NFM
- GJ4
- ZRA
- ZRB
- KRM
- KR3
- GMA
- GMD
- △Caution /Notice

GJM Series Temperature Compensating Type High Q Part Number List

(→ 1.0×0.5mm)

| Rated Voltage | TC Code | Cap. | Tol. | Part Number | Rated Voltage | TC Code | Cap. | Tol. | Part Number |
|---------------|--------------------|--------------------|--------------------|--------------------|--------------------|---------|-------|--------------------|--------------------|
| 50Vdc | COG | 8.6pF | ±0.5pF | GJM1555C1H8R6DB01# | 50Vdc | COG | 9.7pF | ±0.25pF | GJM1555C1H9R7CB01# |
| | | | ±1% | GJM1555C1H8R6FB01# | | | | ±0.5pF | GJM1555C1H9R7DB01# |
| | | 8.7pF | ±0.05pF | GJM1555C1H8R7WB01# | | | ±1% | GJM1555C1H9R7FB01# | |
| | | | ±0.1pF | GJM1555C1H8R7BB01# | | | 9.8pF | ±0.05pF | GJM1555C1H9R8WB01# |
| | | | ±0.25pF | GJM1555C1H8R7CB01# | | | | ±0.1pF | GJM1555C1H9R8BB01# |
| | | | ±0.5pF | GJM1555C1H8R7DB01# | | | | ±0.25pF | GJM1555C1H9R8CB01# |
| | | | ±1% | GJM1555C1H8R7FB01# | | | | ±0.5pF | GJM1555C1H9R8DB01# |
| | | ±1% | GJM1555C1H8R7FB01# | ±1% | | | | GJM1555C1H9R8FB01# | |
| | | 8.8pF | ±0.05pF | GJM1555C1H8R8WB01# | | | 9.9pF | ±0.05pF | GJM1555C1H9R9WB01# |
| | | | ±0.1pF | GJM1555C1H8R8BB01# | | | | ±0.1pF | GJM1555C1H9R9BB01# |
| | | | ±0.25pF | GJM1555C1H8R8CB01# | | | | ±0.25pF | GJM1555C1H9R9CB01# |
| | | | ±0.5pF | GJM1555C1H8R8DB01# | | | | ±0.5pF | GJM1555C1H9R9DB01# |
| | | | ±1% | GJM1555C1H8R8FB01# | | | | ±1% | GJM1555C1H9R9FB01# |
| | | 8.9pF | ±0.05pF | GJM1555C1H8R9WB01# | | | 10pF | ±1% | GJM1555C1H100FB01# |
| | | | ±0.1pF | GJM1555C1H8R9BB01# | | | | ±2% | GJM1555C1H100GB01# |
| | | | ±0.25pF | GJM1555C1H8R9CB01# | | | | ±2.5% | GJM1555C1H100RB01# |
| | | | ±0.5pF | GJM1555C1H8R9DB01# | | | | ±5% | GJM1555C1H100JB01# |
| | | | ±1% | GJM1555C1H8R9FB01# | | | | 11pF | ±1% |
| | | 9.0pF | ±0.05pF | GJM1555C1H9R0WB01# | | | ±2% | | GJM1555C1H110GB01# |
| | | | ±0.1pF | GJM1555C1H9R0BB01# | | | ±5% | | GJM1555C1H110JB01# |
| | | | ±0.25pF | GJM1555C1H9R0CB01# | | | 12pF | ±1% | GJM1555C1H120FB01# |
| | | ±0.5pF | GJM1555C1H9R0DB01# | ±2% | | | | GJM1555C1H120GB01# | |
| | | ±1% | GJM1555C1H9R0FB01# | ±5% | | | | GJM1555C1H120JB01# | |
| | | 9.1pF | ±0.05pF | GJM1555C1H9R1WB01# | | | 13pF | ±1% | GJM1555C1H130FB01# |
| | | | ±0.1pF | GJM1555C1H9R1BB01# | | | | ±2% | GJM1555C1H130GB01# |
| | | | ±0.25pF | GJM1555C1H9R1CB01# | | | | ±5% | GJM1555C1H130JB01# |
| | | | ±0.5pF | GJM1555C1H9R1DB01# | | | 14pF | ±1% | GJM1555C1H140FB01# |
| | | | ±1% | GJM1555C1H9R1FB01# | | | | ±2% | GJM1555C1H140GB01# |
| | | 9.2pF | ±0.05pF | GJM1555C1H9R2WB01# | | | ±5% | GJM1555C1H140JB01# | |
| | | | ±0.1pF | GJM1555C1H9R2BB01# | | | 15pF | ±1% | GJM1555C1H150FB01# |
| | | | ±0.25pF | GJM1555C1H9R2CB01# | | | | ±2% | GJM1555C1H150GB01# |
| | | | ±0.5pF | GJM1555C1H9R2DB01# | | | ±5% | GJM1555C1H150JB01# | |
| | | | ±1% | GJM1555C1H9R2FB01# | | | 16pF | ±1% | GJM1555C1H160FB01# |
| | | 9.3pF | ±0.05pF | GJM1555C1H9R3WB01# | | | | ±2% | GJM1555C1H160GB01# |
| | | | ±0.1pF | GJM1555C1H9R3BB01# | | | | ±5% | GJM1555C1H160JB01# |
| | | | ±0.25pF | GJM1555C1H9R3CB01# | | | 17pF | ±1% | GJM1555C1H170FB01# |
| | | ±0.5pF | GJM1555C1H9R3DB01# | ±2% | | | | GJM1555C1H170GB01# | |
| | | ±1% | GJM1555C1H9R3FB01# | ±5% | | | | GJM1555C1H170JB01# | |
| | | 9.4pF | ±0.05pF | GJM1555C1H9R4WB01# | | | 18pF | ±1% | GJM1555C1H180FB01# |
| | | | ±0.1pF | GJM1555C1H9R4BB01# | | | | ±2% | GJM1555C1H180GB01# |
| | | | ±0.25pF | GJM1555C1H9R4CB01# | | | | ±5% | GJM1555C1H180JB01# |
| | | | ±0.5pF | GJM1555C1H9R4DB01# | | | 19pF | ±1% | GJM1555C1H190FB01# |
| | | | ±1% | GJM1555C1H9R4FB01# | | | | ±2% | GJM1555C1H190GB01# |
| | | 9.5pF | ±0.05pF | GJM1555C1H9R5WB01# | | | ±5% | GJM1555C1H190JB01# | |
| | | | ±0.1pF | GJM1555C1H9R5BB01# | | | 20pF | ±1% | GJM1555C1H200FB01# |
| | | | ±0.25pF | GJM1555C1H9R5CB01# | | | | ±2% | GJM1555C1H200GB01# |
| | | | ±0.5pF | GJM1555C1H9R5DB01# | | | ±5% | GJM1555C1H200JB01# | |
| | | | ±1% | GJM1555C1H9R5FB01# | | | 22pF | ±1% | GJM1555C1H220FB01# |
| | | 9.6pF | ±0.05pF | GJM1555C1H9R6WB01# | | | | ±2% | GJM1555C1H220GB01# |
| | | | ±0.1pF | GJM1555C1H9R6BB01# | | | | ±5% | GJM1555C1H220JB01# |
| | | | ±0.25pF | GJM1555C1H9R6CB01# | | | 24pF | ±1% | GJM1555C1H240FB01# |
| | | ±0.5pF | GJM1555C1H9R6DB01# | ±2% | | | | GJM1555C1H240GB01# | |
| ±1% | GJM1555C1H9R6FB01# | ±5% | GJM1555C1H240JB01# | | | | | | |
| 9.7pF | ±0.05pF | GJM1555C1H9R7WB01# | 27pF | ±1% | GJM1555C1H270FB01# | | | | |
| | ±0.1pF | GJM1555C1H9R7BB01# | | | | | | | |

Part number # indicates the package specification code.

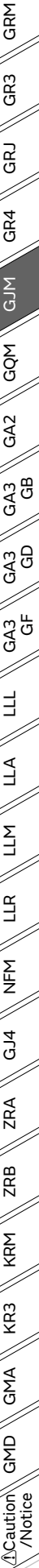


GJM Series Temperature Compensating Type High Q Part Number List

(→ 1.0×0.5mm)

| Rated Voltage | TC Code | Cap. | Tol. | Part Number | Rated Voltage | TC Code | Cap. | Tol. | Part Number | |
|---------------|---------|------|--------------------|--------------------|--------------------|--------------------|--------------------|--------------------|--------------------|--------------------|
| 50Vdc | COG | 27pF | ±2% | GJM1555C1H270GB01# | 50Vdc | CG | 0.36pF | ±0.1pF | GJM1551C1HR36BB01# | |
| | | | ±5% | GJM1555C1H270JB01# | | | | ±0.25pF | GJM1551C1HR36CB01# | |
| | | 30pF | ±1% | GJM1555C1H300FB01# | | | 0.39pF | ±0.05pF | GJM1551C1HR39WB01# | |
| | | | ±2% | GJM1555C1H300GB01# | | | ±0.1pF | GJM1551C1HR39BB01# | | |
| | | | ±5% | GJM1555C1H300JB01# | | | ±0.25pF | GJM1551C1HR39CB01# | | |
| | | | 33pF | ±1% | | | GJM1555C1H330FB01# | 0.40pF | ±0.05pF | GJM1551C1HR40WB01# |
| | | ±2% | | GJM1555C1H330GB01# | | | ±0.1pF | GJM1551C1HR40BB01# | | |
| | | ±5% | | GJM1555C1H330JB01# | | | ±0.25pF | GJM1551C1HR40CB01# | | |
| | | 36pF | ±1% | GJM1555C1H360FB01# | | | 0.43pF | ±0.05pF | GJM1551C1HR43WB01# | |
| | | | ±2% | GJM1555C1H360GB01# | | | ±0.1pF | GJM1551C1HR43BB01# | | |
| | | | ±5% | GJM1555C1H360JB01# | | | ±0.25pF | GJM1551C1HR43CB01# | | |
| | | 39pF | ±1% | GJM1555C1H390FB01# | | | 0.45pF | ±0.03pF | GJM1551C1HR45RB12# | |
| | | | ±2% | GJM1555C1H390GB01# | | | ±0.05pF | GJM1551C1HR45WB01# | | |
| | | | ±5% | GJM1555C1H390JB01# | | | 0.47pF | ±0.05pF | GJM1551C1HR47WB01# | |
| | | 43pF | ±1% | GJM1555C1H430FB01# | | | | ±0.1pF | GJM1551C1HR47BB01# | |
| | | | ±2% | GJM1555C1H430GB01# | | | | ±0.25pF | GJM1551C1HR47CB01# | |
| | | | ±5% | GJM1555C1H430JB01# | | | 0.50pF | ±0.03pF | GJM1551C1HR50RB12# | |
| | | 47pF | ±1% | GJM1555C1H470FB01# | | | | ±0.05pF | GJM1551C1HR50WB01# | |
| | | | ±2% | GJM1555C1H470GB01# | | | | ±0.1pF | GJM1551C1HR50BB01# | |
| | | | ±5% | GJM1555C1H470JB01# | | | ±0.25pF | GJM1551C1HR50CB01# | | |
| | | CG | 0.10pF | ±0.05pF | | | GJM1551C1HR10WB01# | ±0.5pF | GJM1551C1HR50DB01# | |
| | | | | ±0.1pF | | | GJM1551C1HR10BB01# | 0.51pF | ±0.05pF | GJM1551C1HR51WB01# |
| | | | | ±20% | | | GJM1551C1HR10MB01# | | ±0.1pF | GJM1551C1HR51BB01# |
| | | | 0.11pF | ±0.05pF | | | GJM1551C1HR11WB01# | | ±0.25pF | GJM1551C1HR51CB01# |
| | | | | ±0.1pF | | | GJM1551C1HR11BB01# | ±0.5pF | GJM1551C1HR51DB01# | |
| | | | 0.12pF | ±0.05pF | | | GJM1551C1HR12WB01# | 0.56pF | ±0.05pF | GJM1551C1HR56WB01# |
| | | | | ±0.1pF | | | GJM1551C1HR12BB01# | | ±0.1pF | GJM1551C1HR56BB01# |
| | | | 0.13pF | ±0.05pF | | | GJM1551C1HR13WB01# | ±0.25pF | GJM1551C1HR56CB01# | |
| | | | | ±0.1pF | | | GJM1551C1HR13BB01# | ±0.5pF | GJM1551C1HR56DB01# | |
| | | | 0.15pF | ±0.03pF | | | GJM1551C1HR15RB12# | 0.60pF | ±0.05pF | GJM1551C1HR60WB01# |
| | | | | ±0.05pF | | | GJM1551C1HR15WB01# | | ±0.1pF | GJM1551C1HR60BB01# |
| | | | | ±0.1pF | | | GJM1551C1HR15BB01# | | ±0.25pF | GJM1551C1HR60CB01# |
| | | | 0.16pF | ±0.05pF | | | GJM1551C1HR16WB01# | ±0.5pF | GJM1551C1HR60DB01# | |
| | | | | ±0.1pF | | | GJM1551C1HR16BB01# | 0.62pF | ±0.05pF | GJM1551C1HR62WB01# |
| | | | 0.18pF | ±0.05pF | | | GJM1551C1HR18WB01# | | ±0.1pF | GJM1551C1HR62BB01# |
| | | | | ±0.1pF | | | GJM1551C1HR18BB01# | ±0.25pF | GJM1551C1HR62CB01# | |
| | 0.20pF | | ±0.05pF | GJM1551C1HR20WB01# | | | ±0.5pF | GJM1551C1HR62DB01# | | |
| | | | ±0.1pF | GJM1551C1HR20BB01# | | | 0.68pF | ±0.05pF | GJM1551C1HR68WB01# | |
| | 0.22pF | | ±0.05pF | GJM1551C1HR22WB01# | | | | ±0.1pF | GJM1551C1HR68BB01# | |
| | | | ±0.1pF | GJM1551C1HR22BB01# | | | | ±0.25pF | GJM1551C1HR68CB01# | |
| | 0.24pF | | ±0.05pF | GJM1551C1HR24WB01# | | | ±0.5pF | GJM1551C1HR68DB01# | | |
| | | | ±0.1pF | GJM1551C1HR24BB01# | | | 0.70pF | ±0.05pF | GJM1551C1HR70WB01# | |
| | 0.25pF | | ±0.03pF | GJM1551C1HR25RB12# | | | | ±0.1pF | GJM1551C1HR70BB01# | |
| | | | ±0.1pF | GJM1551C1HR25BB01# | | | | ±0.25pF | GJM1551C1HR70CB01# | |
| | 0.27pF | | ±0.05pF | GJM1551C1HR27WB01# | | | ±0.5pF | GJM1551C1HR70DB01# | | |
| | | | ±0.1pF | GJM1551C1HR27BB01# | | | 0.75pF | ±0.05pF | GJM1551C1HR75WB01# | |
| | | | ±0.25pF | GJM1551C1HR27CB01# | | | | ±0.1pF | GJM1551C1HR75BB01# | |
| | 0.30pF | | ±0.05pF | GJM1551C1HR30WB01# | | | | ±0.25pF | GJM1551C1HR75CB01# | |
| ±0.1pF | | | GJM1551C1HR30BB01# | ±0.5pF | GJM1551C1HR75DB01# | | | | | |
| ±0.25pF | | | GJM1551C1HR30CB01# | 0.80pF | ±0.05pF | GJM1551C1HR80WB01# | | | | |
| 0.33pF | ±0.05pF | | GJM1551C1HR33WB01# | | ±0.1pF | GJM1551C1HR80BB01# | | | | |
| | ±0.1pF | | GJM1551C1HR33BB01# | | ±0.25pF | GJM1551C1HR80CB01# | | | | |
| | ±0.25pF | | GJM1551C1HR33CB01# | ±0.5pF | GJM1551C1HR80DB01# | | | | | |
| 0.36pF | ±0.05pF | | GJM1551C1HR36WB01# | 0.82pF | ±0.05pF | GJM1551C1HR82WB01# | | | | |

Part number # indicates the package specification code.



GJM Series Temperature Compensating Type **High Q** Part Number List

(→ 1.0×0.5mm)

| Rated Voltage | TC Code | Cap. | Tol. | Part Number | Rated Voltage | TC Code | Cap. | Tol. | Part Number |
|---------------|--------------------|--------------------|--------------------|--------------------|--------------------|---------|--------------------|--------------------|--------------------|
| 50Vdc | CG | 0.82pF | ±0.1pF | GJM1551C1HR82BB01# | 50Vdc | CG | 1.8pF | ±0.1pF | GJM1551C1H1R8BB01# |
| | | | ±0.25pF | GJM1551C1HR82CB01# | | | | ±0.25pF | GJM1551C1H1R8CB01# |
| | | | ±0.5pF | GJM1551C1HR82DB01# | | | | ±0.5pF | GJM1551C1H1R8DB01# |
| | | ±5% | GJM1551C1HR82JB01# | ±5% | | | GJM1551C1H1R8JB01# | | |
| | | 0.85pF | ±0.05pF | GJM1551C1HR85WB01# | | | 1.9pF | ±0.05pF | GJM1551C1H1R9WB01# |
| | | | ±0.1pF | GJM1551C1HR90BB01# | | | | ±0.1pF | GJM1551C1H1R9BB01# |
| | | | ±0.25pF | GJM1551C1HR90CB01# | | | | ±0.25pF | GJM1551C1H1R9CB01# |
| | | | ±0.5pF | GJM1551C1HR90DB01# | | | | ±0.5pF | GJM1551C1H1R9DB01# |
| | | 0.90pF | ±0.05pF | GJM1551C1HR90WB01# | | | ±5% | GJM1551C1H1R9JB01# | |
| | | | ±0.1pF | GJM1551C1HR90BB01# | | | 2.0pF | ±0.05pF | GJM1551C1H2R0WB01# |
| | | | ±0.25pF | GJM1551C1HR90CB01# | | | | ±0.1pF | GJM1551C1H2R0BB01# |
| | | | ±0.5pF | GJM1551C1HR90DB01# | | | | ±0.25pF | GJM1551C1H2R0CB01# |
| | | ±5% | GJM1551C1HR90JB01# | ±0.5pF | | | | GJM1551C1H2R0DB01# | |
| | | 0.91pF | ±0.05pF | GJM1551C1HR91WB01# | | | ±2% | GJM1551C1H2R0GB01# | |
| | | | ±0.1pF | GJM1551C1HR91BB01# | | | 2.1pF | ±0.05pF | GJM1551C1H2R1WB01# |
| | | | ±0.25pF | GJM1551C1HR91CB01# | | | | ±0.1pF | GJM1551C1H2R1BB01# |
| | | | ±0.5pF | GJM1551C1HR91DB01# | | | | ±0.25pF | GJM1551C1H2R1CB01# |
| | | ±5% | GJM1551C1HR91JB01# | ±0.5pF | | | | GJM1551C1H2R1DB01# | |
| | | 0.95pF | ±0.05pF | GJM1551C1HR95WB01# | | | ±2% | GJM1551C1H2R1GB01# | |
| | | | ±0.1pF | GJM1551C1H1R0WB01# | | | 2.2pF | ±0.05pF | GJM1551C1H2R2WB01# |
| | | | ±0.25pF | GJM1551C1H1R0CB01# | | | | ±0.1pF | GJM1551C1H2R2BB01# |
| | | | ±0.5pF | GJM1551C1H1R0DB01# | | | | ±0.25pF | GJM1551C1H2R2CB01# |
| | | ±5% | GJM1551C1H1R0JB01# | ±0.5pF | | | | GJM1551C1H2R2DB01# | |
| | | 1.0pF | ±0.05pF | GJM1551C1H1R0WB01# | | | ±2% | GJM1551C1H2R2GB01# | |
| | | | ±0.1pF | GJM1551C1H1R0BB01# | | | 2.3pF | ±0.05pF | GJM1551C1H2R3WB01# |
| | | | ±0.25pF | GJM1551C1H1R0CB01# | | | | ±0.1pF | GJM1551C1H2R3BB01# |
| | | | ±0.5pF | GJM1551C1H1R0DB01# | | | | ±0.25pF | GJM1551C1H2R3CB01# |
| | | ±5% | GJM1551C1H1R0JB01# | ±0.5pF | | | | GJM1551C1H2R3DB01# | |
| | | 1.1pF | ±0.05pF | GJM1551C1H1R1WB01# | | | ±2% | GJM1551C1H2R3GB01# | |
| | | | ±0.1pF | GJM1551C1H1R1BB01# | | | 2.4pF | ±0.05pF | GJM1551C1H2R4WB01# |
| | | | ±0.25pF | GJM1551C1H1R1CB01# | | | | ±0.1pF | GJM1551C1H2R4BB01# |
| | | | ±0.5pF | GJM1551C1H1R1DB01# | | | | ±0.25pF | GJM1551C1H2R4CB01# |
| | | ±5% | GJM1551C1H1R1JB01# | ±0.5pF | | | | GJM1551C1H2R4DB01# | |
| | | 1.2pF | ±0.05pF | GJM1551C1H1R2WB01# | | | ±2% | GJM1551C1H2R4GB01# | |
| | | | ±0.1pF | GJM1551C1H1R2BB01# | | | 2.5pF | ±0.05pF | GJM1551C1H2R5WB01# |
| | | | ±0.25pF | GJM1551C1H1R2CB01# | | | | ±0.1pF | GJM1551C1H2R5BB01# |
| | | | ±0.5pF | GJM1551C1H1R2DB01# | | | | ±0.25pF | GJM1551C1H2R5CB01# |
| | | ±5% | GJM1551C1H1R2JB01# | ±0.5pF | | | | GJM1551C1H2R5DB01# | |
| | | 1.3pF | ±0.05pF | GJM1551C1H1R3WB01# | | | ±2% | GJM1551C1H2R5GB01# | |
| | | | ±0.1pF | GJM1551C1H1R3BB01# | | | 2.6pF | ±0.05pF | GJM1551C1H2R6WB01# |
| | | | ±0.25pF | GJM1551C1H1R3CB01# | | | | ±0.1pF | GJM1551C1H2R6BB01# |
| | | | ±0.5pF | GJM1551C1H1R3DB01# | | | | ±0.25pF | GJM1551C1H2R6CB01# |
| | | ±5% | GJM1551C1H1R3JB01# | ±0.5pF | | | | GJM1551C1H2R6DB01# | |
| | | 1.4pF | ±0.05pF | GJM1551C1H1R4WB01# | | | ±2% | GJM1551C1H2R6GB01# | |
| | | | ±0.1pF | GJM1551C1H1R4BB01# | | | 2.7pF | ±0.05pF | GJM1551C1H2R7WB01# |
| | | | ±0.25pF | GJM1551C1H1R4CB01# | | | | ±0.1pF | GJM1551C1H2R7BB01# |
| | | | ±0.5pF | GJM1551C1H1R4DB01# | | | | ±0.25pF | GJM1551C1H2R7CB01# |
| | | ±5% | GJM1551C1H1R4JB01# | ±0.5pF | | | | GJM1551C1H2R7DB01# | |
| 1.5pF | ±0.05pF | GJM1551C1H1R5WB01# | ±2% | GJM1551C1H2R7GB01# | | | | | |
| | ±0.1pF | GJM1551C1H1R5BB01# | 2.8pF | ±0.05pF | GJM1551C1H2R8WB01# | | | | |
| | ±0.25pF | GJM1551C1H1R5CB01# | | ±0.1pF | GJM1551C1H2R8BB01# | | | | |
| | ±0.5pF | GJM1551C1H1R5DB01# | | ±0.25pF | GJM1551C1H2R8CB01# | | | | |
| ±5% | GJM1551C1H1R5JB01# | ±0.5pF | | GJM1551C1H2R8DB01# | | | | | |
| 1.6pF | ±0.05pF | GJM1551C1H1R6WB01# | ±2% | GJM1551C1H2R8GB01# | | | | | |
| | ±0.1pF | GJM1551C1H1R6BB01# | 2.8pF | ±0.05pF | GJM1551C1H2R8WB01# | | | | |
| | ±0.25pF | GJM1551C1H1R6CB01# | | ±0.1pF | GJM1551C1H2R8BB01# | | | | |
| | ±0.5pF | GJM1551C1H1R6DB01# | | ±0.25pF | GJM1551C1H2R8CB01# | | | | |
| ±5% | GJM1551C1H1R6JB01# | ±0.5pF | | GJM1551C1H2R8DB01# | | | | | |
| 1.7pF | ±0.05pF | GJM1551C1H1R7WB01# | ±2% | GJM1551C1H2R8GB01# | | | | | |
| | ±0.1pF | GJM1551C1H1R7BB01# | 2.8pF | ±0.05pF | GJM1551C1H2R8WB01# | | | | |
| | ±0.25pF | GJM1551C1H1R7CB01# | | ±0.1pF | GJM1551C1H2R8BB01# | | | | |
| | ±0.5pF | GJM1551C1H1R7DB01# | | ±0.25pF | GJM1551C1H2R8CB01# | | | | |
| ±5% | GJM1551C1H1R7JB01# | ±0.5pF | | GJM1551C1H2R8DB01# | | | | | |
| 1.8pF | ±0.05pF | GJM1551C1H1R8WB01# | ±2% | GJM1551C1H2R8GB01# | | | | | |

Part number # indicates the package specification code.

- GRM
- GR3
- GRJ
- GR4
- GJM
- GQM
- GQ2
- GA2
- GA3
- GB
- GA3
- GD
- GA3
- GF
- LLL
- LLA
- LLM
- LLR
- NFM
- GJ4
- ZRA
- ZRB
- KRM
- KR3
- GMA
- GMD
- ⚠Caution /Notice

GJM Series Temperature Compensating Type High Q Part Number List

(→ 1.0×0.5mm)

| Rated Voltage | TC Code | Cap. | Tol. | Part Number | Rated Voltage | TC Code | Cap. | Tol. | Part Number | |
|---------------|--------------------|--------------------|---------|--------------------|--------------------|---------|--------------------|---------|--------------------|--------------------|
| 50Vdc | CG | 2.9pF | ±0.05pF | GJM1551C1H2R9WB01# | 50Vdc | CG | 3.9pF | ±2% | GJM1551C1H3R9GB01# | |
| | | | ±0.1pF | GJM1551C1H2R9BB01# | | | | 4.0pF | ±0.05pF | GJM1551C1H4R0WB01# |
| | | | ±0.25pF | GJM1551C1H2R9CB01# | | | | | ±0.1pF | GJM1551C1H4R0BB01# |
| | | | ±0.5pF | GJM1551C1H2R9DB01# | | | | | ±0.25pF | GJM1551C1H4R0CB01# |
| | | | ±2% | GJM1551C1H2R9GB01# | | | | | ±0.5pF | GJM1551C1H4R0DB01# |
| | | | | ±2% | | | GJM1551C1H4R0GB01# | | | |
| | | 3.0pF | ±0.05pF | GJM1551C1H3R0WB01# | | | 4.1pF | ±0.05pF | GJM1551C1H4R1WB01# | |
| | | | ±0.1pF | GJM1551C1H3R0BB01# | | | | ±0.1pF | GJM1551C1H4R1BB01# | |
| | | | ±0.25pF | GJM1551C1H3R0CB01# | | | | ±0.25pF | GJM1551C1H4R1CB01# | |
| | | | ±0.5pF | GJM1551C1H3R0DB01# | | | | ±0.5pF | GJM1551C1H4R1DB01# | |
| | | | ±2% | GJM1551C1H3R0GB01# | | | | ±2% | GJM1551C1H4R1GB01# | |
| | | 3.1pF | ±0.05pF | GJM1551C1H3R1WB01# | | | 4.2pF | ±0.05pF | GJM1551C1H4R2WB01# | |
| | | | ±0.1pF | GJM1551C1H3R1BB01# | | | | ±0.1pF | GJM1551C1H4R2BB01# | |
| | | | ±0.25pF | GJM1551C1H3R1CB01# | | | | ±0.25pF | GJM1551C1H4R2CB01# | |
| | | | ±0.5pF | GJM1551C1H3R1DB01# | | | | ±0.5pF | GJM1551C1H4R2DB01# | |
| | | | ±2% | GJM1551C1H3R1GB01# | | | | ±2% | GJM1551C1H4R2GB01# | |
| | | 3.2pF | ±0.05pF | GJM1551C1H3R2WB01# | | | 4.3pF | ±0.05pF | GJM1551C1H4R3WB01# | |
| | | | ±0.1pF | GJM1551C1H3R2BB01# | | | | ±0.1pF | GJM1551C1H4R3BB01# | |
| | | | ±0.25pF | GJM1551C1H3R2CB01# | | | | ±0.25pF | GJM1551C1H4R3CB01# | |
| | | | ±0.5pF | GJM1551C1H3R2DB01# | | | | ±0.5pF | GJM1551C1H4R3DB01# | |
| | | | ±2% | GJM1551C1H3R2GB01# | | | | ±2% | GJM1551C1H4R3GB01# | |
| | | 3.3pF | ±0.05pF | GJM1551C1H3R3WB01# | | | 4.4pF | ±0.05pF | GJM1551C1H4R4WB01# | |
| | | | ±0.1pF | GJM1551C1H3R3BB01# | | | | ±0.1pF | GJM1551C1H4R4BB01# | |
| | | | ±0.25pF | GJM1551C1H3R3CB01# | | | | ±0.25pF | GJM1551C1H4R4CB01# | |
| | | | ±0.5pF | GJM1551C1H3R3DB01# | | | | ±0.5pF | GJM1551C1H4R4DB01# | |
| | | | ±2% | GJM1551C1H3R3GB01# | | | | ±2% | GJM1551C1H4R4GB01# | |
| | | 3.4pF | ±0.05pF | GJM1551C1H3R4WB01# | | | 4.5pF | ±0.05pF | GJM1551C1H4R5WB01# | |
| | | | ±0.1pF | GJM1551C1H3R4BB01# | | | | ±0.1pF | GJM1551C1H4R5BB01# | |
| | | | ±0.25pF | GJM1551C1H3R4CB01# | | | | ±0.25pF | GJM1551C1H4R5CB01# | |
| | | | ±0.5pF | GJM1551C1H3R4DB01# | | | | ±0.5pF | GJM1551C1H4R5DB01# | |
| | | | ±2% | GJM1551C1H3R4GB01# | | | | ±2% | GJM1551C1H4R5GB01# | |
| | | 3.5pF | ±0.05pF | GJM1551C1H3R5WB01# | | | 4.6pF | ±0.05pF | GJM1551C1H4R6WB01# | |
| | | | ±0.1pF | GJM1551C1H3R5BB01# | | | | ±0.1pF | GJM1551C1H4R6BB01# | |
| | | | ±0.25pF | GJM1551C1H3R5CB01# | | | | ±0.25pF | GJM1551C1H4R6CB01# | |
| | | | ±0.5pF | GJM1551C1H3R5DB01# | | | | ±0.5pF | GJM1551C1H4R6DB01# | |
| | | | ±2% | GJM1551C1H3R5GB01# | | | | ±2% | GJM1551C1H4R6GB01# | |
| | | 3.6pF | ±0.05pF | GJM1551C1H3R6WB01# | | | 4.7pF | ±0.05pF | GJM1551C1H4R7WB01# | |
| | | | ±0.1pF | GJM1551C1H3R6BB01# | | | | ±0.1pF | GJM1551C1H4R7BB01# | |
| | | | ±0.25pF | GJM1551C1H3R6CB01# | | | | ±0.25pF | GJM1551C1H4R7CB01# | |
| | | | ±0.5pF | GJM1551C1H3R6DB01# | | | | ±0.5pF | GJM1551C1H4R7DB01# | |
| | | | ±2% | GJM1551C1H3R6GB01# | | | | ±2% | GJM1551C1H4R7GB01# | |
| | | 3.7pF | ±0.05pF | GJM1551C1H3R7WB01# | | | 4.8pF | ±0.05pF | GJM1551C1H4R8WB01# | |
| | | | ±0.1pF | GJM1551C1H3R7BB01# | | | | ±0.1pF | GJM1551C1H4R8BB01# | |
| | | | ±0.25pF | GJM1551C1H3R7CB01# | | | | ±0.25pF | GJM1551C1H4R8CB01# | |
| | | | ±0.5pF | GJM1551C1H3R7DB01# | | | | ±0.5pF | GJM1551C1H4R8DB01# | |
| | | | ±2% | GJM1551C1H3R7GB01# | | | | ±2% | GJM1551C1H4R8GB01# | |
| | | 3.8pF | ±0.05pF | GJM1551C1H3R8WB01# | | | 4.9pF | ±0.05pF | GJM1551C1H4R9WB01# | |
| | | | ±0.1pF | GJM1551C1H3R8BB01# | | | | ±0.1pF | GJM1551C1H4R9BB01# | |
| | | | ±0.25pF | GJM1551C1H3R8CB01# | | | | ±0.25pF | GJM1551C1H4R9CB01# | |
| | | | ±0.5pF | GJM1551C1H3R8DB01# | | | | ±0.5pF | GJM1551C1H4R9DB01# | |
| ±2% | GJM1551C1H3R8GB01# | | ±2% | GJM1551C1H4R9GB01# | | | | | | |
| 3.9pF | ±0.05pF | GJM1551C1H3R9WB01# | 5.0pF | ±0.05pF | GJM1551C1H5R0WB01# | | | | | |
| | ±0.1pF | GJM1551C1H3R9BB01# | | ±0.1pF | GJM1551C1H5R0BB01# | | | | | |
| | ±0.25pF | GJM1551C1H3R9CB01# | | ±0.25pF | GJM1551C1H5R0CB01# | | | | | |
| | ±0.5pF | GJM1551C1H3R9DB01# | | | | | | | | |

- GRM
- GR3
- GRJ
- GR4
- GJM
- GQM
- GA2
- GA3 GB
- GA3 GD
- GA3 GF
- LLL
- LLA
- LLM
- LLR
- NFM
- GJ4
- ZRA
- ZRB
- KRM
- KR3
- GMA
- GMD
- △Caution /Notice

Part number # indicates the package specification code.

GJM Series Temperature Compensating Type **High Q** Part Number List

(→ 1.0×0.5mm)

| Rated Voltage | TC Code | Cap. | Tol. | Part Number | Rated Voltage | TC Code | Cap. | Tol. | Part Number | | | | | | |
|---------------|---------|---------|--------------------|--------------------|---------------|---------|--------------------|--------------------|--------------------|--------------------|--------------------|--------------------|--------------------|--------------------|--------------------|
| 50Vdc | CG | 5.0pF | ±0.5pF | GJM1551C1H5R0DB01# | 50Vdc | CG | 6.1pF | ±0.25pF | GJM1551C1H6R1CB01# | | | | | | |
| | | | ±1% | GJM1551C1H5R0FB01# | | | | ±0.5pF | GJM1551C1H6R1DB01# | | | | | | |
| | | 5.1pF | ±0.05pF | GJM1551C1H5R1WB01# | | | ±1% | GJM1551C1H6R1FB01# | 6.2pF | ±0.05pF | GJM1551C1H6R2WB01# | ±0.1pF | GJM1551C1H6R2BB01# | | |
| | | | ±0.1pF | GJM1551C1H5R1BB01# | | | ±0.25pF | GJM1551C1H6R2CB01# | | ±0.5pF | GJM1551C1H6R2DB01# | ±1% | GJM1551C1H6R2FB01# | | |
| | | | ±0.25pF | GJM1551C1H5R1CB01# | | | ±0.5pF | GJM1551C1H5R2WB01# | | 6.3pF | ±0.05pF | GJM1551C1H6R3WB01# | ±0.1pF | GJM1551C1H6R3BB01# | |
| | | | ±0.5pF | GJM1551C1H5R1DB01# | | | ±0.1pF | GJM1551C1H5R2BB01# | | | ±0.25pF | GJM1551C1H6R3CB01# | ±0.5pF | GJM1551C1H6R3DB01# | |
| | | | ±1% | GJM1551C1H5R1FB01# | | | ±0.25pF | GJM1551C1H5R2CB01# | | | ±1% | GJM1551C1H6R3FB01# | 6.4pF | ±0.05pF | GJM1551C1H6R4WB01# |
| | | | ±0.05pF | GJM1551C1H5R2WB01# | | | ±0.5pF | GJM1551C1H5R2DB01# | | | ±0.1pF | GJM1551C1H6R4BB01# | | ±0.25pF | GJM1551C1H6R4CB01# |
| | | ±0.1pF | GJM1551C1H5R2BB01# | ±1% | | | GJM1551C1H5R2FB01# | ±0.5pF | GJM1551C1H6R4DB01# | ±1% | GJM1551C1H6R4FB01# | | | | |
| | | ±0.25pF | GJM1551C1H5R2CB01# | 5.3pF | | | ±0.05pF | GJM1551C1H5R3WB01# | ±0.1pF | GJM1551C1H6R4BB01# | 6.5pF | ±0.05pF | | GJM1551C1H6R5WB01# | |
| | | ±0.5pF | GJM1551C1H5R3DB01# | | | | ±0.1pF | GJM1551C1H5R3BB01# | ±0.1pF | GJM1551C1H6R5BB01# | | ±0.25pF | GJM1551C1H6R5CB01# | | |
| | | ±1% | GJM1551C1H5R3FB01# | | | | ±0.25pF | GJM1551C1H5R3CB01# | ±0.25pF | GJM1551C1H6R5CB01# | | ±0.5pF | GJM1551C1H6R5DB01# | | |
| | | ±0.5pF | GJM1551C1H5R3DB01# | | | | ±0.5pF | GJM1551C1H5R4WB01# | ±1% | GJM1551C1H6R5FB01# | | 6.6pF | ±0.05pF | GJM1551C1H6R6WB01# | |
| | | ±1% | GJM1551C1H5R4FB01# | ±0.1pF | | | GJM1551C1H5R4BB01# | ±0.1pF | GJM1551C1H6R6BB01# | ±0.1pF | GJM1551C1H6R6BB01# | | | | |
| | | 5.4pF | ±0.05pF | GJM1551C1H5R4WB01# | | | ±0.25pF | GJM1551C1H5R4CB01# | ±0.25pF | GJM1551C1H6R6CB01# | ±0.25pF | | GJM1551C1H6R6CB01# | | |
| | | | ±0.1pF | GJM1551C1H5R4BB01# | | | ±0.5pF | GJM1551C1H5R4DB01# | ±0.5pF | GJM1551C1H6R6DB01# | ±0.5pF | | GJM1551C1H6R6DB01# | | |
| | | | ±0.25pF | GJM1551C1H5R4CB01# | | | ±1% | GJM1551C1H5R4FB01# | ±1% | GJM1551C1H6R6FB01# | 6.7pF | ±0.05pF | GJM1551C1H6R7WB01# | | |
| | | | ±0.5pF | GJM1551C1H5R4DB01# | | | 5.5pF | ±0.05pF | GJM1551C1H5R5WB01# | ±0.1pF | | GJM1551C1H6R7BB01# | ±0.1pF | GJM1551C1H6R7BB01# | |
| | | ±1% | GJM1551C1H5R5FB01# | ±0.1pF | | | | GJM1551C1H5R5BB01# | ±0.25pF | GJM1551C1H6R7CB01# | | ±0.25pF | GJM1551C1H6R7CB01# | | |
| | | 5.6pF | ±0.05pF | GJM1551C1H5R6WB01# | | | | ±0.25pF | GJM1551C1H5R5CB01# | ±0.5pF | | GJM1551C1H6R7DB01# | ±0.5pF | GJM1551C1H6R7DB01# | |
| | | | ±0.1pF | GJM1551C1H5R6BB01# | | | | ±0.5pF | GJM1551C1H5R5DB01# | ±1% | GJM1551C1H5R5FB01# | ±1% | GJM1551C1H6R7FB01# | | |
| | | | ±0.25pF | GJM1551C1H5R6CB01# | | | 5.7pF | ±0.05pF | GJM1551C1H5R6WB01# | ±0.05pF | GJM1551C1H5R7WB01# | ±0.05pF | GJM1551C1H6R8WB01# | | |
| | | | ±0.5pF | GJM1551C1H5R6DB01# | | | | ±0.1pF | GJM1551C1H5R6BB01# | ±0.1pF | GJM1551C1H5R7BB01# | ±0.1pF | GJM1551C1H6R8BB01# | | |
| | | ±1% | GJM1551C1H5R6FB01# | ±0.25pF | | | | GJM1551C1H5R6CB01# | ±0.25pF | GJM1551C1H5R7CB01# | ±0.25pF | GJM1551C1H6R8CB01# | | | |
| | | 5.8pF | ±0.05pF | GJM1551C1H5R8WB01# | | | | ±0.5pF | GJM1551C1H5R6DB01# | ±0.5pF | GJM1551C1H5R7DB01# | ±0.5pF | GJM1551C1H6R8DB01# | | |
| | | | ±0.1pF | GJM1551C1H5R8BB01# | | | ±1% | GJM1551C1H5R6FB01# | ±1% | GJM1551C1H5R7FB01# | ±1% | GJM1551C1H6R8FB01# | | | |
| | | | ±0.25pF | GJM1551C1H5R8CB01# | | | 5.9pF | ±0.05pF | GJM1551C1H5R9WB01# | ±0.05pF | GJM1551C1H5R9WB01# | ±0.05pF | GJM1551C1H6R9WB01# | | |
| | | | ±0.5pF | GJM1551C1H5R8DB01# | | | | ±0.1pF | GJM1551C1H5R9BB01# | ±0.1pF | GJM1551C1H5R9BB01# | ±0.1pF | GJM1551C1H6R9BB01# | | |
| | | ±1% | GJM1551C1H5R8FB01# | ±0.25pF | | | | GJM1551C1H5R9CB01# | ±0.25pF | GJM1551C1H5R9CB01# | ±0.25pF | GJM1551C1H6R9CB01# | | | |
| | | 6.0pF | ±0.05pF | GJM1551C1H6R0WB01# | | | | ±0.5pF | GJM1551C1H5R9DB01# | ±0.5pF | GJM1551C1H5R9DB01# | ±0.5pF | GJM1551C1H6R9DB01# | | |
| | | | ±0.1pF | GJM1551C1H6R0BB01# | | | ±1% | GJM1551C1H5R9FB01# | ±1% | GJM1551C1H5R9FB01# | ±1% | GJM1551C1H6R9FB01# | | | |
| | | | ±0.25pF | GJM1551C1H6R0CB01# | | | 6.1pF | ±0.05pF | GJM1551C1H6R1WB01# | ±0.05pF | GJM1551C1H6R1WB01# | ±0.05pF | GJM1551C1H7R0WB01# | | |
| | | | ±0.5pF | GJM1551C1H6R0DB01# | | | | ±0.1pF | GJM1551C1H6R1BB01# | ±0.1pF | GJM1551C1H6R1BB01# | ±0.1pF | GJM1551C1H7R0BB01# | | |
| | | ±1% | GJM1551C1H6R0FB01# | 6.2pF | | | | ±0.05pF | GJM1551C1H6R2WB01# | ±0.25pF | GJM1551C1H6R2WB01# | ±0.25pF | GJM1551C1H7R0CB01# | | |
| | | ±0.1pF | GJM1551C1H6R1DB01# | | | | | ±0.1pF | GJM1551C1H6R2BB01# | ±0.5pF | GJM1551C1H6R2DB01# | ±0.5pF | GJM1551C1H7R0DB01# | | |
| | | ±0.25pF | GJM1551C1H6R2CB01# | | | | ±0.25pF | GJM1551C1H6R2CB01# | ±1% | GJM1551C1H6R2FB01# | ±1% | GJM1551C1H7R0FB01# | | | |
| | | ±0.5pF | GJM1551C1H6R2DB01# | | | | ±0.5pF | GJM1551C1H6R2DB01# | 7.0pF | ±0.05pF | GJM1551C1H6R3WB01# | ±0.05pF | GJM1551C1H7R1WB01# | | |
| | | ±1% | GJM1551C1H6R3FB01# | ±0.1pF | | | GJM1551C1H6R3BB01# | ±0.1pF | | GJM1551C1H6R3BB01# | ±0.1pF | GJM1551C1H7R1BB01# | | | |
| | | 6.3pF | ±0.05pF | GJM1551C1H6R3WB01# | | | ±0.25pF | GJM1551C1H6R3CB01# | | ±0.25pF | GJM1551C1H6R3CB01# | ±0.25pF | GJM1551C1H7R1CB01# | | |
| | | | ±0.1pF | GJM1551C1H6R3BB01# | | | ±0.5pF | GJM1551C1H6R3DB01# | | ±0.5pF | GJM1551C1H6R3DB01# | ±0.5pF | GJM1551C1H7R1DB01# | | |
| | | | ±0.25pF | GJM1551C1H6R3CB01# | | | ±1% | GJM1551C1H6R3FB01# | ±1% | GJM1551C1H6R3FB01# | ±1% | GJM1551C1H7R1FB01# | | | |
| | | | ±0.5pF | GJM1551C1H6R3DB01# | | | 6.4pF | ±0.05pF | GJM1551C1H6R4WB01# | ±0.05pF | GJM1551C1H6R4WB01# | ±0.05pF | GJM1551C1H7R2WB01# | | |
| | | ±1% | GJM1551C1H6R4FB01# | ±0.1pF | | | | GJM1551C1H6R4BB01# | ±0.1pF | GJM1551C1H6R4BB01# | ±0.1pF | GJM1551C1H7R2BB01# | | | |
| | | 6.5pF | ±0.05pF | GJM1551C1H6R5WB01# | | | | ±0.25pF | GJM1551C1H6R4CB01# | ±0.25pF | GJM1551C1H6R4CB01# | ±0.25pF | GJM1551C1H7R2CB01# | | |
| | | | ±0.1pF | GJM1551C1H6R5BB01# | | | | ±0.5pF | GJM1551C1H6R4DB01# | ±0.5pF | GJM1551C1H6R4DB01# | ±0.5pF | GJM1551C1H7R2DB01# | | |
| | | | ±0.25pF | GJM1551C1H6R5CB01# | | | ±1% | GJM1551C1H6R4FB01# | ±1% | GJM1551C1H6R4FB01# | ±1% | GJM1551C1H7R2FB01# | | | |
| | | | ±0.5pF | GJM1551C1H6R5DB01# | | | 6.6pF | ±0.05pF | GJM1551C1H6R5WB01# | ±0.05pF | GJM1551C1H6R5WB01# | ±0.05pF | GJM1551C1H7R3WB01# | | |
| | | ±1% | GJM1551C1H6R5FB01# | ±0.1pF | | | | GJM1551C1H6R5BB01# | ±0.1pF | GJM1551C1H6R5BB01# | ±0.1pF | GJM1551C1H7R3BB01# | | | |
| | | 6.7pF | ±0.05pF | GJM1551C1H6R6WB01# | | | | ±0.25pF | GJM1551C1H6R5CB01# | ±0.25pF | GJM1551C1H6R5CB01# | ±0.25pF | GJM1551C1H7R3CB01# | | |
| | | | ±0.1pF | GJM1551C1H6R6BB01# | | | | ±0.5pF | GJM1551C1H6R5DB01# | ±0.5pF | GJM1551C1H6R5DB01# | ±0.5pF | GJM1551C1H7R3DB01# | | |
| | | | ±0.25pF | GJM1551C1H6R6CB01# | | | ±1% | GJM1551C1H6R5FB01# | ±1% | GJM1551C1H6R5FB01# | ±1% | GJM1551C1H7R3FB01# | | | |
| | | | ±0.5pF | GJM1551C1H6R6DB01# | | | 6.8pF | ±0.05pF | GJM1551C1H6R6WB01# | ±0.05pF | GJM1551C1H6R6WB01# | ±0.05pF | GJM1551C1H7R4WB01# | | |
| | | ±1% | GJM1551C1H6R6FB01# | ±0.1pF | | | | GJM1551C1H6R6BB01# | ±0.1pF | GJM1551C1H6R6BB01# | ±0.1pF | GJM1551C1H7R4BB01# | | | |
| | | 6.9pF | ±0.05pF | GJM1551C1H6R7WB01# | | | | ±0.25pF | GJM1551C1H6R6CB01# | ±0.25pF | GJM1551C1H6R6CB01# | ±0.25pF | GJM1551C1H7R4CB01# | | |
| | | | ±0.1pF | GJM1551C1H6R7BB01# | | | | ±0.5pF | GJM1551C1H6R6DB01# | ±0.5pF | GJM1551C1H6R6DB01# | ±0.5pF | GJM1551C1H7R4DB01# | | |
| | | | ±0.25pF | GJM1551C1H6R7CB01# | | | ±1% | GJM1551C1H6R6FB01# | ±1% | GJM1551C1H6R6FB01# | ±1% | GJM1551C1H7R4FB01# | | | |
| | | | ±0.5pF | GJM1551C1H6R7DB01# | | | 7.1pF | ±0.05pF | GJM1551C1H6R7WB01# | ±0.05pF | GJM1551C1H6R7WB01# | ±0.05pF | GJM1551C1H7R5WB01# | | |
| | | ±1% | GJM1551C1H6R7FB01# | ±0.1pF | | | | GJM1551C1H6R7BB01# | ±0.1pF | GJM1551C1H6R7BB01# | ±0.1pF | GJM1551C1H7R5BB01# | | | |
| | | 7.2pF | ±0.05pF | GJM1551C1H6R8WB01# | | | | ±0.25pF | GJM1551C1H6R7CB01# | ±0.25pF | GJM1551C1H6R7CB01# | ±0.25pF | GJM1551C1H7R5CB01# | | |
| | | | ±0.1pF | GJM1551C1H6R8BB01# | | | | ±0.5pF | GJM1551C1H6R7DB01# | ±0.5pF | GJM1551C1H6R7DB01# | ±0.5pF | GJM1551C1H7R5DB01# | | |
| | | | ±0.25pF | GJM1551C1H6R8CB01# | | | ±1% | GJM1551C1H6R7FB01# | ±1% | GJM1551C1H6R7FB01# | ±1% | GJM1551C1H7R5FB01# | | | |
| | | | ±0.5pF | GJM1551C1H6R8DB01# | | | 7.3pF | ±0.05pF | GJM1551C1H6R8WB01# | ±0.05pF | GJM1551C1H6R8WB01# | ±0.05pF | GJM1551C1H7R6WB01# | | |
| | | ±1% | GJM1551C1H6R8FB01# | ±0.1pF | | | | GJM1551C1H6R8BB01# | ±0.1pF | GJM1551C1H6R8BB01# | ±0.1pF | GJM1551C1H7R6BB01# | | | |
| | | 7.4pF | ±0.05pF | GJM1551C1H6R9WB01# | | | | ±0.25pF | GJM1551C1H6R8CB01# | ±0.25pF | GJM1551C1H6R8CB01# | ±0.25pF | GJM1551C1H7R6CB01# | | |
| | | | ±0.1pF | GJM1551C1H6R9BB01# | | | | ±0.5pF | GJM1551C1H6R8DB01# | ±0.5pF | GJM1551C1H6R8DB01# | ±0.5pF | GJM1551C1H7R6DB01# | | |
| | | | ±0.25pF | GJM1551C1H6R9CB01# | | | ±1% | GJM1551C1H6R8FB01# | ±1% | GJM1551C1H6R8FB01# | ±1% | GJM1551C1H7R6FB01# | | | |
| | | | ±0.5pF | GJM1551C1H6R9DB01# | | | 7.5pF | ±0.05pF | GJM1551C1H6R9WB01# | ±0.05pF | GJM1551C1H6R9WB01# | ±0.05pF | GJM1551C1H7R7WB01# | | |
| | | ±1% | GJM1551C1H6R9FB01# | ±0.1pF | | | | GJM1551C1H6R9BB01# | ±0.1pF | GJM1551C1H6R9BB01# | ±0.1pF | GJM1551C1H7R7BB01# | | | |
| | | 7.6pF | ±0.05pF | GJM1551C1H6R0WB01# | | | | ±0.25pF | GJM1551C1H6R9CB01# | ±0.25pF | GJM1551C1H6R9CB01# | ±0.25pF | GJM1551C1H7R7CB01# | | |
| | | | ±0.1pF | GJM1551C1H6R0BB01# | | | | ±0.5pF | GJM1551C1H6R9DB01# | ±0.5pF | GJM1551C1H6R9DB01# | ±0.5pF | GJM1551C1H7R7DB01# | | |
| | | | ±0.25pF | GJM1551C1H6R0CB01# | | | ±1% | GJM1551C1H6R9FB01# | ±1% | GJM1551C1H6R9FB01# | ±1% | GJM1551C1H7R7FB01# | | | |
| | | | ±0.5pF | GJM1551C1H6R0DB01# | | | 7.7pF | ±0.05pF | GJM1551C1H6R0WB01# | ±0.05pF | GJM1551C1H6R0WB01# | ±0.05pF | GJM1551C1H7R8WB01# | | |
| | | ±1% | GJM1551C1H6R0FB01# | ±0.1pF | | | | GJM1551C1H6R0BB01# | ±0.1pF | GJM1551C1H6R0BB01# | ±0.1pF | GJM1551C1H7R8BB01# | | | |
| | | 7.8pF | ±0.05pF | GJM1551C1H6R1WB01# | | | | ±0.25pF | GJM1551C1H6R0CB01# | ±0.25pF | GJM1551C1H6R0CB01# | ±0.25pF | GJM1551C1H7R8CB01# | | |
| | | | ±0.1pF | GJM1551C1H6R1BB01# | | | | ±0.5pF | GJM1551C1H6R0DB01# | ±0.5pF | GJM1551C1H6R0DB01# | ±0.5pF | GJM1551C1H7R8DB01# | | |
| | | | ±0.25pF | GJM1551C1H6R1CB01# | | | ±1% | GJM1551C1H6R0FB01# | ±1% | GJM1551C1H6R0FB01# | ±1% | GJM1551C1H7R8FB01# | | | |
| | | | ±0.5pF | GJM1551C1H6R1DB01# | | | 7.9pF | ±0.05pF | GJM1551C1H6R2WB01# | ±0.05pF | GJM1551C1H6R2WB01# | ±0.05pF | GJM1551C1H7R9WB01# | | |
| | | ±1% | GJM1551C1H6R2FB01# | ±0.1pF | | | | GJM1551C1H6R2BB01# | ±0.1pF | GJM1551C1H6R2BB01# | ±0.1pF | GJM1551C1H7R9BB01# | | | |
| | | 8.0pF | ±0.05pF | GJM1551C1H6R3WB01# | | | | ±0.25pF | GJM1551C1H6R2CB01# | ±0.25pF | GJM1551C1H6R2CB01# | ±0.25pF | GJM1551C1H7R9CB01# | | |
| | | | ±0.1pF | GJM1551C1H6R3BB01# | | | | ±0.5pF | GJM1551C1H6R2DB01# | ±0.5pF | GJM1551C1H6R2DB01# | ±0.5pF | GJM1551C1H7R9DB01# | | |
| | | | ±0.25pF | GJM1551C1H6R3CB01# | | | ±1% | GJM1551C1H6R2FB01# | ±1% | GJM1551C1H6R2FB01# | ±1% | GJM1551C1H7R9FB01# | | | |
| | | | ±0.5pF | GJM1551C1H6R3DB01# | | | 8.1pF | ±0.05pF | GJM1551C1H6R4WB01# | ±0.05pF | GJM1551C1H6R4WB01# | ±0.05pF | GJM1551C1H8R0WB01# | | |
| | | ±1% | GJM1551C1H6R3FB01# | ±0.1pF | | | | GJM1551C1H6R4BB01# | ±0.1pF | GJM1551C1H6R4BB01# | ±0.1pF | GJM1551C1H8R0BB01# | | | |
| | | 8.2pF | ±0.05pF | GJM1551C1H6R4WB01# | | | | ±0.25pF | GJM1551C1H6R4CB01# | ±0.25pF | GJM1551C1H6R4CB01# | ±0.2 | | | |

GJM Series Temperature Compensating Type High Q Part Number List

(→ 1.0×0.5mm)

| Rated Voltage | TC Code | Cap. | Tol. | Part Number | Rated Voltage | TC Code | Cap. | Tol. | Part Number | |
|---------------|---------|--------|--------------------|--------------------|---------------|---------|--------------------|---------|--------------------|--------------------|
| 50Vdc | CG | 7.2pF | ±0.1pF | GJM1551C1H7R2BB01# | 50Vdc | CG | 8.3pF | ±0.05pF | GJM1551C1H8R3WB01# | |
| | | | ±0.25pF | GJM1551C1H7R2CB01# | | | | ±0.1pF | GJM1551C1H8R3BB01# | |
| | | | ±0.5pF | GJM1551C1H7R2DB01# | | | | ±0.25pF | GJM1551C1H8R3CB01# | |
| | | | ±1% | GJM1551C1H7R2FB01# | | | | ±0.5pF | GJM1551C1H8R3DB01# | |
| | | 7.3pF | ±0.05pF | GJM1551C1H7R3WB01# | | | 8.4pF | ±1% | GJM1551C1H8R3FB01# | |
| | | | ±0.1pF | GJM1551C1H7R3BB01# | | | | ±0.05pF | GJM1551C1H8R4WB01# | |
| | | | ±0.25pF | GJM1551C1H7R3CB01# | | | | ±0.1pF | GJM1551C1H8R4BB01# | |
| | | | ±0.5pF | GJM1551C1H7R3DB01# | | | | ±0.25pF | GJM1551C1H8R4CB01# | |
| | | 7.4pF | ±1% | GJM1551C1H7R3FB01# | | | 8.5pF | ±0.5pF | GJM1551C1H8R4DB01# | |
| | | | ±0.05pF | GJM1551C1H7R4WB01# | | | | ±1% | GJM1551C1H8R4FB01# | |
| | | | ±0.1pF | GJM1551C1H7R4BB01# | | | | 8.6pF | ±0.05pF | GJM1551C1H8R5WB01# |
| | | | ±0.25pF | GJM1551C1H7R4CB01# | | | | | ±0.1pF | GJM1551C1H8R5BB01# |
| | | ±0.5pF | GJM1551C1H7R4DB01# | ±0.25pF | | | GJM1551C1H8R5CB01# | | | |
| | | ±1% | GJM1551C1H7R4FB01# | ±0.5pF | | | GJM1551C1H8R5DB01# | | | |
| | | 7.5pF | ±0.05pF | GJM1551C1H7R5WB01# | | | 8.7pF | ±1% | GJM1551C1H8R5FB01# | |
| | | | ±0.1pF | GJM1551C1H7R5BB01# | | | | 8.8pF | ±0.05pF | GJM1551C1H8R6WB01# |
| | | | ±0.25pF | GJM1551C1H7R5CB01# | | | | | ±0.1pF | GJM1551C1H8R6BB01# |
| | | | ±0.5pF | GJM1551C1H7R5DB01# | | | | | ±0.25pF | GJM1551C1H8R6CB01# |
| | | ±1% | GJM1551C1H7R5FB01# | ±0.5pF | | | GJM1551C1H8R6DB01# | | | |
| | | 7.6pF | ±0.05pF | GJM1551C1H7R6WB01# | | | 8.9pF | ±1% | GJM1551C1H8R6FB01# | |
| | | | ±0.1pF | GJM1551C1H7R6BB01# | | | | 9.0pF | ±0.05pF | GJM1551C1H8R7WB01# |
| | | | ±0.25pF | GJM1551C1H7R6CB01# | | | | | ±0.1pF | GJM1551C1H8R7BB01# |
| | | | ±0.5pF | GJM1551C1H7R6DB01# | | | | | ±0.25pF | GJM1551C1H8R7CB01# |
| | | ±1% | GJM1551C1H7R6FB01# | ±0.5pF | | | GJM1551C1H8R7DB01# | | | |
| | | 7.7pF | ±0.05pF | GJM1551C1H7R7WB01# | | | 9.1pF | ±1% | GJM1551C1H8R7FB01# | |
| | | | ±0.1pF | GJM1551C1H7R7BB01# | | | | 9.2pF | ±0.05pF | GJM1551C1H8R8WB01# |
| | | | ±0.25pF | GJM1551C1H7R7CB01# | | | | | ±0.1pF | GJM1551C1H8R8BB01# |
| | | | ±0.5pF | GJM1551C1H7R7DB01# | | | | | ±0.25pF | GJM1551C1H8R8CB01# |
| | | ±1% | GJM1551C1H7R7FB01# | ±0.5pF | | | GJM1551C1H8R8DB01# | | | |
| | | 7.8pF | ±0.05pF | GJM1551C1H7R8WB01# | | | 9.3pF | ±1% | GJM1551C1H8R8FB01# | |
| | | | ±0.1pF | GJM1551C1H7R8BB01# | | | | 9.9pF | ±0.05pF | GJM1551C1H8R9WB01# |
| | | | ±0.25pF | GJM1551C1H7R8CB01# | | | | | ±0.1pF | GJM1551C1H8R9BB01# |
| | | | ±0.5pF | GJM1551C1H7R8DB01# | | | | | ±0.25pF | GJM1551C1H8R9CB01# |
| | | ±1% | GJM1551C1H7R8FB01# | ±0.5pF | | | GJM1551C1H8R9DB01# | | | |
| | | 7.9pF | ±0.05pF | GJM1551C1H7R9WB01# | | | 10.0pF | ±1% | GJM1551C1H8R9FB01# | |
| | | | ±0.1pF | GJM1551C1H7R9BB01# | | | | 10.1pF | ±0.05pF | GJM1551C1H8R0WB01# |
| | | | ±0.25pF | GJM1551C1H7R9CB01# | | | | | ±0.1pF | GJM1551C1H8R0BB01# |
| | | | ±0.5pF | GJM1551C1H7R9DB01# | | | | | ±0.25pF | GJM1551C1H8R0CB01# |
| | | ±1% | GJM1551C1H7R9FB01# | ±0.5pF | | | GJM1551C1H8R0DB01# | | | |
| | | 8.0pF | ±0.05pF | GJM1551C1H8R0WB01# | | | 10.2pF | ±1% | GJM1551C1H8R0FB01# | |
| | | | ±0.1pF | GJM1551C1H8R0BB01# | | | | 10.3pF | ±0.05pF | GJM1551C1H8R1WB01# |
| | | | ±0.25pF | GJM1551C1H8R0CB01# | | | | | ±0.1pF | GJM1551C1H8R1BB01# |
| | | | ±0.5pF | GJM1551C1H8R0DB01# | | | | | ±0.25pF | GJM1551C1H8R1CB01# |
| | | ±1% | GJM1551C1H8R0FB01# | ±0.5pF | | | GJM1551C1H8R1DB01# | | | |
| | | 8.1pF | ±0.05pF | GJM1551C1H8R1WB01# | | | 10.4pF | ±1% | GJM1551C1H8R1FB01# | |
| | | | ±0.1pF | GJM1551C1H8R1BB01# | | | | 10.5pF | ±0.05pF | GJM1551C1H8R2WB01# |
| | | | ±0.25pF | GJM1551C1H8R1CB01# | | | | | ±0.1pF | GJM1551C1H8R2BB01# |
| | | | ±0.5pF | GJM1551C1H8R1DB01# | | | | | ±0.25pF | GJM1551C1H8R2CB01# |
| | | ±1% | GJM1551C1H8R1FB01# | ±0.5pF | | | GJM1551C1H8R2DB01# | | | |
| | | 8.2pF | ±0.05pF | GJM1551C1H8R2WB01# | | | 10.6pF | ±1% | GJM1551C1H8R2FB01# | |
| | | | ±0.1pF | GJM1551C1H8R2BB01# | | | | 10.7pF | ±0.05pF | GJM1551C1H8R3WB01# |
| | | | ±0.25pF | GJM1551C1H8R2CB01# | | | | | ±0.1pF | GJM1551C1H8R3BB01# |
| | | | ±0.5pF | GJM1551C1H8R2DB01# | | | | | ±0.25pF | GJM1551C1H8R3CB01# |
| | | ±1% | GJM1551C1H8R2FB01# | ±0.5pF | | | GJM1551C1H8R3DB01# | | | |

Part number # indicates the package specification code.

- GRM
- GR3
- GRJ
- GR4
- GJM
- GQM
- GQZ
- GA2
- GA3 GB
- GA3 GD
- GA3 GF
- LLL
- LLA
- LLM
- LLR
- NFM
- GJ4
- ZRA
- ZRB
- KRM
- KR3
- GMA
- GMD
- ⚠Caution /Notice

GJM Series Temperature Compensating Type High Q Part Number List

(→ 1.0×0.5mm)

| Rated Voltage | TC Code | Cap. | Tol. | Part Number | Rated Voltage | TC Code | Cap. | Tol. | Part Number | |
|---------------|---------|---------|--------------------|--------------------|---------------|---------|---------|--------------------|--------------------|--------------------|
| 50Vdc | CG | 9.3pF | ±1% | GJM1551C1H9R3FB01# | 50Vdc | CG | 17pF | ±2% | GJM1551C1H170GB01# | |
| | | | ±0.05pF | GJM1551C1H9R4WB01# | | | | ±5% | GJM1551C1H170JB01# | |
| | | | ±0.1pF | GJM1551C1H9R4BB01# | | | | 18pF | ±1% | GJM1551C1H180FB01# |
| | | | ±0.25pF | GJM1551C1H9R4CB01# | | | | | ±2% | GJM1551C1H180GB01# |
| | | | ±0.5pF | GJM1551C1H9R4DB01# | | | | | ±5% | GJM1551C1H180JB01# |
| | | ±1% | GJM1551C1H9R4FB01# | 19pF | | | ±1% | | GJM1551C1H190FB01# | |
| | | ±0.05pF | GJM1551C1H9R5WB01# | | | | ±2% | | GJM1551C1H190GB01# | |
| | | ±0.1pF | GJM1551C1H9R5BB01# | | | | ±5% | GJM1551C1H190JB01# | | |
| | | 9.5pF | ±0.25pF | GJM1551C1H9R5CB01# | | | 20pF | ±1% | GJM1551C1H200FB01# | |
| | | | ±0.5pF | GJM1551C1H9R5DB01# | | | | ±2% | GJM1551C1H200GB01# | |
| | | | ±1% | GJM1551C1H9R5FB01# | | | | ±5% | GJM1551C1H200JB01# | |
| | | | 9.6pF | ±0.05pF | | | | GJM1551C1H9R6WB01# | 22pF | ±1% |
| | | ±0.1pF | | GJM1551C1H9R6BB01# | | | ±2% | GJM1551C1H220GB01# | | |
| | | ±0.25pF | | GJM1551C1H9R6CB01# | | | ±5% | GJM1551C1H220JB01# | | |
| | | ±0.5pF | | GJM1551C1H9R6DB01# | | | 24pF | ±1% | | GJM1551C1H240FB01# |
| | | ±1% | | GJM1551C1H9R6FB01# | | | | ±2% | | GJM1551C1H240GB01# |
| | | ±5% | GJM1551C1H240JB01# | | | | | | | |
| | | 9.7pF | ±0.05pF | GJM1551C1H9R7WB01# | | | 27pF | ±1% | GJM1551C1H270FB01# | |
| | | | ±0.1pF | GJM1551C1H9R7BB01# | | | | ±2% | GJM1551C1H270GB01# | |
| | | | ±0.25pF | GJM1551C1H9R7CB01# | | | | ±5% | GJM1551C1H270JB01# | |
| | | | ±0.5pF | GJM1551C1H9R7DB01# | | | | 30pF | ±1% | GJM1551C1H300FB01# |
| | | | ±1% | GJM1551C1H9R7FB01# | | | | | ±2% | GJM1551C1H300GB01# |
| | | ±5% | GJM1551C1H300JB01# | | | | | | | |
| | | 9.8pF | ±0.05pF | GJM1551C1H9R8WB01# | | | 33pF | ±1% | GJM1551C1H330FB01# | |
| | | | ±0.1pF | GJM1551C1H9R8BB01# | | | | ±2% | GJM1551C1H330GB01# | |
| | | | ±0.25pF | GJM1551C1H9R8CB01# | | | | ±5% | GJM1551C1H330JB01# | |
| | | | ±0.5pF | GJM1551C1H9R8DB01# | | | | 36pF | ±1% | GJM1551C1H360FB01# |
| | | | ±1% | GJM1551C1H9R8FB01# | | | | | ±2% | GJM1551C1H360GB01# |
| | | ±5% | GJM1551C1H360JB01# | | | | | | | |
| | | 9.9pF | ±0.05pF | GJM1551C1H9R9WB01# | | | 39pF | ±1% | GJM1551C1H390FB01# | |
| | | | ±0.1pF | GJM1551C1H9R9BB01# | | | | ±2% | GJM1551C1H390GB01# | |
| | | | ±0.25pF | GJM1551C1H9R9CB01# | | | | ±5% | GJM1551C1H390JB01# | |
| | | | ±0.5pF | GJM1551C1H9R9DB01# | | | | 43pF | ±1% | GJM1551C1H430FB01# |
| | | | ±1% | GJM1551C1H9R9FB01# | | | | | ±2% | GJM1551C1H430GB01# |
| | | ±5% | GJM1551C1H430JB01# | | | | | | | |
| | | 10pF | ±1% | GJM1551C1H100FB01# | | | 47pF | ±1% | GJM1551C1H470FB01# | |
| | | | ±2% | GJM1551C1H100GB01# | | | | ±2% | GJM1551C1H470GB01# | |
| | | | ±2.5% | GJM1551C1H100RB01# | | | | ±5% | GJM1551C1H470JB01# | |
| | | | ±5% | GJM1551C1H100JB01# | | | | 0.10pF | ±0.05pF | GJM1552C1HR10WB01# |
| | | 11pF | ±1% | GJM1551C1H110FB01# | | | ±0.1pF | | GJM1552C1HR10BB01# | |
| | | | ±2% | GJM1551C1H110GB01# | | | ±20% | | GJM1552C1HR10MB01# | |
| | | | ±5% | GJM1551C1H110JB01# | | | 0.11pF | ±0.05pF | GJM1552C1HR11WB01# | |
| | | 12pF | ±1% | GJM1551C1H120FB01# | | | | ±0.1pF | GJM1552C1HR11BB01# | |
| | | | ±2% | GJM1551C1H120GB01# | | | | ±0.05pF | GJM1552C1HR12WB01# | |
| | | | ±5% | GJM1551C1H120JB01# | | | ±0.1pF | GJM1552C1HR12BB01# | | |
| | | 13pF | ±1% | GJM1551C1H130FB01# | | | 0.12pF | ±0.05pF | GJM1552C1HR13WB01# | |
| | | | ±2% | GJM1551C1H130GB01# | | | | ±0.1pF | GJM1552C1HR13BB01# | |
| | | | ±5% | GJM1551C1H130JB01# | | | | 0.13pF | ±0.03pF | GJM1552C1HR15RB12# |
| | | 14pF | ±1% | GJM1551C1H140FB01# | | | ±0.05pF | | GJM1552C1HR15WB01# | |
| | | | ±2% | GJM1551C1H140GB01# | | | ±0.1pF | | GJM1552C1HR15BB01# | |
| | | | ±5% | GJM1551C1H140JB01# | | | 0.15pF | ±0.05pF | GJM1552C1HR16WB01# | |
| | | 15pF | ±1% | GJM1551C1H150FB01# | | | | ±0.1pF | GJM1552C1HR16BB01# | |
| | | | ±2% | GJM1551C1H150GB01# | | | | 0.16pF | ±0.05pF | GJM1552C1HR18WB01# |
| | | | ±5% | GJM1551C1H150JB01# | | | ±0.1pF | | GJM1552C1HR18BB01# | |
| | | 16pF | ±1% | GJM1551C1H160FB01# | | | 0.18pF | | ±0.05pF | GJM1552C1HR18WB01# |
| | | | ±2% | GJM1551C1H160GB01# | | | | ±0.1pF | GJM1552C1HR18BB01# | |
| | | | ±5% | GJM1551C1H160JB01# | | | | ±0.1pF | GJM1552C1HR18BB01# | |
| | | 17pF | ±1% | GJM1551C1H170FB01# | | | | | | |

Part number # indicates the package specification code.

GRM
 GR3
 GRJ
 GR4
 GJM
 GQM
 GA2
 GA3 GB
 GA3 GD
 GA3 GF
 LLL
 LLA
 LLM
 LLR
 NFM
 GJ4
 ZRA
 ZRB
 KRM
 KR3
 GMA
 GMD
 ⚠Caution /Notice

GJM Series Temperature Compensating Type High Q Part Number List

(→ 1.0×0.5mm)

| Rated Voltage | TC Code | Cap. | Tol. | Part Number | Rated Voltage | TC Code | Cap. | Tol. | Part Number | | |
|---------------|--------------------|--------------------|--------------------|--------------------|--------------------|--------------------|--------------------|--------------------|--------------------|--------------------|--------------------|
| 50Vdc | CH | 0.20pF | ±0.05pF | GJM1552C1HR20WB01# | 50Vdc | CH | 0.62pF | ±0.5pF | GJM1552C1HR62DB01# | | |
| | | | ±0.1pF | GJM1552C1HR20BB01# | | | | 0.68pF | ±0.05pF | GJM1552C1HR68WB01# | |
| | | 0.22pF | ±0.05pF | GJM1552C1HR22WB01# | | | ±0.1pF | | GJM1552C1HR68BB01# | | |
| | | | ±0.1pF | GJM1552C1HR22BB01# | | | | ±0.25pF | GJM1552C1HR68CB01# | | |
| | | 0.24pF | ±0.05pF | GJM1552C1HR24WB01# | | | ±0.5pF | | GJM1552C1HR68DB01# | | |
| | | | ±0.1pF | GJM1552C1HR24BB01# | | | | 0.70pF | ±0.05pF | GJM1552C1HR70WB01# | |
| | | 0.25pF | ±0.03pF | GJM1552C1HR25RB12# | | | ±0.1pF | | GJM1552C1HR70BB01# | | |
| | | | ±0.1pF | GJM1552C1HR25BB01# | | | | ±0.25pF | GJM1552C1HR70CB01# | | |
| | | 0.27pF | ±0.05pF | GJM1552C1HR27WB01# | | | ±0.5pF | | GJM1552C1HR70DB01# | | |
| | | | ±0.1pF | GJM1552C1HR27BB01# | | | | 0.75pF | ±0.05pF | GJM1552C1HR75WB01# | |
| | | | ±0.25pF | GJM1552C1HR27CB01# | | | | | ±0.1pF | ±0.1pF | GJM1552C1HR75BB01# |
| | | 0.30pF | ±0.05pF | GJM1552C1HR30WB01# | | | ±0.25pF | | | ±0.25pF | GJM1552C1HR75CB01# |
| | | | ±0.1pF | GJM1552C1HR30BB01# | | | | ±0.5pF | | ±0.5pF | GJM1552C1HR75DB01# |
| | | | ±0.25pF | GJM1552C1HR30CB01# | | | | | 0.80pF | ±0.05pF | GJM1552C1HR80WB01# |
| | | 0.33pF | ±0.05pF | GJM1552C1HR33WB01# | | | ±0.1pF | | | ±0.1pF | GJM1552C1HR80BB01# |
| | | | ±0.1pF | GJM1552C1HR33BB01# | | | | ±0.25pF | | ±0.25pF | GJM1552C1HR80CB01# |
| | | | ±0.25pF | GJM1552C1HR33CB01# | | | | | ±0.5pF | ±0.5pF | GJM1552C1HR80DB01# |
| | | 0.36pF | ±0.05pF | GJM1552C1HR36WB01# | | | ±0.05pF | | | GJM1552C1HR82WB01# | |
| | | | ±0.1pF | GJM1552C1HR36BB01# | | | | ±0.1pF | | ±0.1pF | GJM1552C1HR82BB01# |
| | | | ±0.25pF | GJM1552C1HR36CB01# | | | | | ±0.25pF | ±0.25pF | GJM1552C1HR82CB01# |
| | | 0.39pF | ±0.05pF | GJM1552C1HR39WB01# | | | ±0.5pF | | | ±0.5pF | GJM1552C1HR82DB01# |
| | | | ±0.1pF | GJM1552C1HR39BB01# | | | | 0.85pF | | ±0.05pF | GJM1552C1HR85WB01# |
| | | | ±0.25pF | GJM1552C1HR39CB01# | | | | | ±0.05pF | GJM1552C1HR90WB01# | |
| | | 0.40pF | ±0.05pF | GJM1552C1HR40WB01# | | | ±0.1pF | | | ±0.1pF | GJM1552C1HR90BB01# |
| | | | ±0.1pF | GJM1552C1HR40BB01# | | | | ±0.25pF | | ±0.25pF | GJM1552C1HR90CB01# |
| | | | ±0.25pF | GJM1552C1HR40CB01# | | | | | ±0.5pF | ±0.5pF | GJM1552C1HR90DB01# |
| | | 0.43pF | ±0.05pF | GJM1552C1HR43WB01# | | | ±0.05pF | | | GJM1552C1HR91WB01# | |
| | | | ±0.1pF | GJM1552C1HR43BB01# | | | | ±0.1pF | | ±0.1pF | GJM1552C1HR91BB01# |
| | | | ±0.25pF | GJM1552C1HR43CB01# | | | | | ±0.25pF | ±0.25pF | GJM1552C1HR91CB01# |
| | | 0.45pF | ±0.03pF | GJM1552C1HR45RB12# | | | ±0.5pF | | | ±0.5pF | GJM1552C1HR91DB01# |
| | | | ±0.05pF | GJM1552C1HR45WB01# | | | | 0.95pF | | ±0.05pF | GJM1552C1HR95WB01# |
| | | 0.47pF | ±0.05pF | GJM1552C1HR47WB01# | | | ±0.05pF | | GJM1552C1H1R0WB01# | | |
| | | | ±0.1pF | GJM1552C1HR47BB01# | | | | ±0.1pF | ±0.1pF | GJM1552C1H1R0BB01# | |
| | | | ±0.25pF | GJM1552C1HR47CB01# | | | | | ±0.25pF | ±0.25pF | GJM1552C1H1R0CB01# |
| | | 0.50pF | ±0.03pF | GJM1552C1HR50RB12# | | | ±0.5pF | | | ±0.5pF | GJM1552C1H1R0DB01# |
| | | | ±0.05pF | GJM1552C1HR50WB01# | | | | ±5% | | GJM1552C1H1R0JB01# | |
| | | | ±0.1pF | GJM1552C1HR50BB01# | | | | | 1.1pF | ±0.05pF | GJM1552C1H1R1WB01# |
| | | | ±0.25pF | GJM1552C1HR50CB01# | | | | | | ±0.1pF | ±0.1pF |
| | | ±0.5pF | GJM1552C1HR50DB01# | ±0.25pF | | | ±0.25pF | | | | GJM1552C1H1R1CB01# |
| | | 0.51pF | ±0.05pF | | | | GJM1552C1HR51WB01# | ±0.5pF | | | ±0.5pF |
| | | | ±0.1pF | | | | GJM1552C1HR51BB01# | | ±5% | | GJM1552C1H1R1JB01# |
| | | | ±0.25pF | | | | GJM1552C1HR51CB01# | | | 1.2pF | ±0.05pF |
| | | | ±0.5pF | GJM1552C1HR51DB01# | | | ±0.1pF | | | | ±0.1pF |
| | | 0.56pF | ±0.05pF | GJM1552C1HR56WB01# | | | | ±0.25pF | | | ±0.25pF |
| | | | ±0.1pF | GJM1552C1HR56BB01# | | | | | ±0.5pF | | ±0.5pF |
| | | | ±0.25pF | GJM1552C1HR56CB01# | | | | | | ±5% | GJM1552C1H1R2JB01# |
| | | | ±0.5pF | GJM1552C1HR56DB01# | | | 1.3pF | | | | ±0.05pF |
| | | 0.60pF | ±0.05pF | GJM1552C1HR60WB01# | | | | ±0.1pF | | | ±0.1pF |
| ±0.1pF | GJM1552C1HR60BB01# | | ±0.25pF | ±0.25pF | GJM1552C1H1R3CB01# | | | | | | |
| ±0.25pF | GJM1552C1HR60CB01# | | | ±0.5pF | ±0.5pF | GJM1552C1H1R3DB01# | | | | | |
| ±0.5pF | GJM1552C1HR60DB01# | | | | ±5% | GJM1552C1H1R3JB01# | | | | | |
| 0.62pF | ±0.05pF | GJM1552C1HR62WB01# | | | | ±0.05pF | GJM1552C1H1R4WB01# | | | | |
| | ±0.1pF | GJM1552C1HR62BB01# | ±0.1pF | | | | ±0.1pF | GJM1552C1H1R4BB01# | | | |
| | ±0.25pF | GJM1552C1HR62CB01# | | ±0.25pF | | | ±0.25pF | GJM1552C1H1R4CB01# | | | |

- GRM
- GR3
- GRJ
- GR4
- GJM
- GQM
- GQJ
- GA2
- GA3 GB
- GA3 GD
- GA3 GF
- LLL
- LLA
- LLM
- LLR
- NFM
- GJ4
- ZRA
- ZRB
- KRM
- KR3
- GMA
- GMD
- ⚠Caution /Notice

Part number # indicates the package specification code.

GJM Series Temperature Compensating Type High Q Part Number List

(→ 1.0×0.5mm)

| Rated Voltage | TC Code | Cap. | Tol. | Part Number | Rated Voltage | TC Code | Cap. | Tol. | Part Number |
|---------------|--------------------|---------|--------------------|--------------------|--------------------|--------------------|--------------------|--------------------|--------------------|
| 50Vdc | CH | 1.4pF | ±0.5pF | GJM1552C1H1R4DB01# | 50Vdc | CH | 2.5pF | ±0.25pF | GJM1552C1H2R5CB01# |
| | | | ±5% | GJM1552C1H1R4JB01# | | | | ±0.5pF | GJM1552C1H2R5DB01# |
| | | 1.5pF | ±0.05pF | GJM1552C1H1R5WB01# | | | ±2% | GJM1552C1H2R5GB01# | |
| | | | ±0.1pF | GJM1552C1H1R5BB01# | | | 2.6pF | ±0.05pF | GJM1552C1H2R6WB01# |
| | | | ±0.25pF | GJM1552C1H1R5CB01# | | | | ±0.1pF | GJM1552C1H2R6BB01# |
| | | | ±0.5pF | GJM1552C1H1R5DB01# | | | | ±0.25pF | GJM1552C1H2R6CB01# |
| | | | ±5% | GJM1552C1H1R5JB01# | | | | ±0.5pF | GJM1552C1H2R6DB01# |
| | | | 1.6pF | ±0.05pF | | | | GJM1552C1H1R6WB01# | ±2% |
| | | ±0.1pF | | GJM1552C1H1R6BB01# | | | | 2.7pF | ±0.05pF |
| | | ±0.25pF | | GJM1552C1H1R6CB01# | | | ±0.1pF | | GJM1552C1H2R7BB01# |
| | | ±0.5pF | | GJM1552C1H1R6DB01# | | | ±0.25pF | | GJM1552C1H2R7CB01# |
| | | ±5% | | GJM1552C1H1R6JB01# | | | ±0.5pF | | GJM1552C1H2R7DB01# |
| | | 1.7pF | | ±0.05pF | | | GJM1552C1H1R7WB01# | | ±2% |
| | | | ±0.1pF | GJM1552C1H1R7BB01# | | | 2.8pF | | ±0.05pF |
| | | | ±0.25pF | GJM1552C1H1R7CB01# | | | | ±0.1pF | GJM1552C1H2R8BB01# |
| | | | ±0.5pF | GJM1552C1H1R7DB01# | | | | ±0.25pF | GJM1552C1H2R8CB01# |
| | | | ±5% | GJM1552C1H1R7JB01# | | | | ±0.5pF | GJM1552C1H2R8DB01# |
| | | | 1.8pF | ±0.05pF | | | | GJM1552C1H1R8WB01# | ±2% |
| | | ±0.1pF | | GJM1552C1H1R8BB01# | | | | 2.9pF | ±0.05pF |
| | | ±0.25pF | | GJM1552C1H1R8CB01# | | | ±0.1pF | | GJM1552C1H2R9BB01# |
| | | ±0.5pF | | GJM1552C1H1R8DB01# | | | ±0.25pF | | GJM1552C1H2R9CB01# |
| | | ±5% | | GJM1552C1H1R8JB01# | | | ±0.5pF | | GJM1552C1H2R9DB01# |
| | | 1.9pF | | ±0.05pF | | | GJM1552C1H1R9WB01# | | ±2% |
| | | | ±0.1pF | GJM1552C1H1R9BB01# | | | 3.0pF | | ±0.05pF |
| | | | ±0.25pF | GJM1552C1H1R9CB01# | | | | ±0.1pF | GJM1552C1H3R0BB01# |
| | | | ±0.5pF | GJM1552C1H1R9DB01# | | | | ±0.25pF | GJM1552C1H3R0CB01# |
| | | | ±5% | GJM1552C1H1R9JB01# | | | | ±0.5pF | GJM1552C1H3R0DB01# |
| | | | 2.0pF | ±0.05pF | | | | GJM1552C1H2R0WB01# | ±2% |
| | | ±0.1pF | | GJM1552C1H2R0BB01# | | | | 3.1pF | ±0.05pF |
| | | ±0.25pF | | GJM1552C1H2R0CB01# | | | ±0.1pF | | GJM1552C1H3R1BB01# |
| | | ±0.5pF | | GJM1552C1H2R0DB01# | | | ±0.25pF | | GJM1552C1H3R1CB01# |
| | | ±2% | | GJM1552C1H2R0GB01# | | | ±0.5pF | | GJM1552C1H3R1DB01# |
| | | 2.1pF | | ±0.05pF | | | GJM1552C1H2R1WB01# | | ±2% |
| | | | ±0.1pF | GJM1552C1H2R1BB01# | | | 3.2pF | | ±0.05pF |
| | | | ±0.25pF | GJM1552C1H2R1CB01# | | | | ±0.1pF | GJM1552C1H3R2BB01# |
| | | | ±0.5pF | GJM1552C1H2R1DB01# | | | | ±0.25pF | GJM1552C1H3R2CB01# |
| | | | ±2% | GJM1552C1H2R1GB01# | | | | ±0.5pF | GJM1552C1H3R2DB01# |
| | | | 2.2pF | ±0.05pF | | | | GJM1552C1H2R2WB01# | ±2% |
| | | ±0.1pF | | GJM1552C1H2R2BB01# | | | | 3.3pF | ±0.05pF |
| | | ±0.25pF | | GJM1552C1H2R2CB01# | | | ±0.1pF | | GJM1552C1H3R3BB01# |
| | | ±0.5pF | | GJM1552C1H2R2DB01# | | | ±0.25pF | | GJM1552C1H3R3CB01# |
| | | ±2% | | GJM1552C1H2R2GB01# | | | ±0.5pF | | GJM1552C1H3R3DB01# |
| | | 2.3pF | | ±0.05pF | | | GJM1552C1H2R3WB01# | | ±2% |
| | | | ±0.1pF | GJM1552C1H2R3BB01# | | | 3.4pF | | ±0.05pF |
| | | | ±0.25pF | GJM1552C1H2R3CB01# | | | | ±0.1pF | GJM1552C1H3R4BB01# |
| | | | ±0.5pF | GJM1552C1H2R3DB01# | | | | ±0.25pF | GJM1552C1H3R4CB01# |
| | | | ±2% | GJM1552C1H2R3GB01# | | | | ±0.5pF | GJM1552C1H3R4DB01# |
| | | | 2.4pF | ±0.05pF | | | | GJM1552C1H2R4WB01# | ±2% |
| ±0.1pF | GJM1552C1H2R4BB01# | 3.5pF | | ±0.05pF | GJM1552C1H3R5WB01# | | | | |
| ±0.25pF | GJM1552C1H2R4CB01# | | | ±0.1pF | GJM1552C1H3R5BB01# | | | | |
| ±0.5pF | GJM1552C1H2R4DB01# | | | ±0.25pF | GJM1552C1H3R5CB01# | | | | |
| ±2% | GJM1552C1H2R4GB01# | | | ±0.5pF | GJM1552C1H3R5DB01# | | | | |
| 2.5pF | ±0.05pF | | | GJM1552C1H2R5WB01# | ±2% | GJM1552C1H3R5GB01# | | | |
| | ±0.1pF | | GJM1552C1H2R5BB01# | 3.6pF | ±0.05pF | GJM1552C1H3R6WB01# | | | |

- GRM
- GR3
- GRJ
- GR4
- GJM
- GQM
- GGA2
- GGA3 GB
- GGA3 GD
- GGA3 GF
- LLL
- LLA
- LLM
- LLR
- NFM
- GJ4
- ZRA
- ZRB
- KRM
- KR3
- GMA
- GMD
- ⚠Caution /Notice

Part number # indicates the package specification code.

GJM Series Temperature Compensating Type High Q Part Number List

(→ 1.0×0.5mm)

| Rated Voltage | TC Code | Cap. | Tol. | Part Number | Rated Voltage | TC Code | Cap. | Tol. | Part Number | |
|---------------|--------------------|--------------------|--------------------|--------------------|--------------------|---------|--------------------|---------|--------------------|--------------------|
| 50Vdc | CH | 3.6pF | ±0.1pF | GJM1552C1H3R6BB01# | 50Vdc | CH | 4.7pF | ±0.05pF | GJM1552C1H4R7WB01# | |
| | | | ±0.25pF | GJM1552C1H3R6CB01# | | | | ±0.1pF | GJM1552C1H4R7BB01# | |
| | | | ±0.5pF | GJM1552C1H3R6DB01# | | | | ±0.25pF | GJM1552C1H4R7CB01# | |
| | | | ±2% | GJM1552C1H3R6GB01# | | | | ±0.5pF | GJM1552C1H4R7DB01# | |
| | | 3.7pF | ±0.05pF | GJM1552C1H3R7WB01# | | | 4.8pF | ±0.05pF | GJM1552C1H4R8WB01# | |
| | | | ±0.1pF | GJM1552C1H3R7BB01# | | | | ±0.1pF | GJM1552C1H4R8BB01# | |
| | | | ±0.25pF | GJM1552C1H3R7CB01# | | | | ±0.25pF | GJM1552C1H4R8CB01# | |
| | | | ±0.5pF | GJM1552C1H3R7DB01# | | | | ±0.5pF | GJM1552C1H4R8DB01# | |
| | | 3.8pF | ±2% | GJM1552C1H3R7GB01# | | | 4.9pF | ±0.05pF | GJM1552C1H4R9WB01# | |
| | | | ±0.05pF | GJM1552C1H3R8WB01# | | | | ±0.1pF | GJM1552C1H4R9BB01# | |
| | | | ±0.1pF | GJM1552C1H3R8BB01# | | | | ±0.25pF | GJM1552C1H4R9CB01# | |
| | | | ±0.25pF | GJM1552C1H3R8CB01# | | | | ±0.5pF | GJM1552C1H4R9DB01# | |
| | | 3.9pF | ±0.5pF | GJM1552C1H3R8DB01# | | | 5.0pF | ±2% | GJM1552C1H3R8GB01# | |
| | | | ±0.05pF | GJM1552C1H3R9WB01# | | | | ±0.05pF | GJM1552C1H5R0WB01# | |
| | | | ±0.1pF | GJM1552C1H3R9BB01# | | | | ±0.1pF | GJM1552C1H5R0BB01# | |
| | | | ±0.25pF | GJM1552C1H3R9CB01# | | | | ±0.25pF | GJM1552C1H5R0CB01# | |
| | | 4.0pF | ±0.5pF | GJM1552C1H3R9DB01# | | | 5.1pF | ±0.5pF | GJM1552C1H5R0DB01# | |
| | | | ±2% | GJM1552C1H3R9GB01# | | | | ±1% | GJM1552C1H5R0FB01# | |
| | | | ±0.05pF | GJM1552C1H4R0WB01# | | | | 5.2pF | ±0.05pF | GJM1552C1H5R1WB01# |
| | | | ±0.1pF | GJM1552C1H4R0BB01# | | | | | ±0.1pF | GJM1552C1H5R1BB01# |
| | | ±0.25pF | GJM1552C1H4R0CB01# | ±0.25pF | | | GJM1552C1H5R1CB01# | | | |
| | | ±0.5pF | GJM1552C1H4R0DB01# | ±0.5pF | | | GJM1552C1H5R1DB01# | | | |
| | | 4.1pF | ±2% | GJM1552C1H4R0GB01# | | | 5.3pF | ±1% | GJM1552C1H5R1FB01# | |
| | | | ±0.05pF | GJM1552C1H4R1WB01# | | | | 5.4pF | ±0.05pF | GJM1552C1H5R2WB01# |
| | | | ±0.1pF | GJM1552C1H4R1BB01# | | | | | ±0.1pF | GJM1552C1H5R2BB01# |
| | | | ±0.25pF | GJM1552C1H4R1CB01# | | | | | ±0.25pF | GJM1552C1H5R2CB01# |
| | | ±0.5pF | GJM1552C1H4R1DB01# | ±0.5pF | | | GJM1552C1H5R2DB01# | | | |
| | | 4.2pF | ±2% | GJM1552C1H4R1GB01# | | | 5.5pF | ±1% | GJM1552C1H5R2FB01# | |
| | | | ±0.05pF | GJM1552C1H4R2WB01# | | | | 5.6pF | ±0.05pF | GJM1552C1H5R3WB01# |
| | | | ±0.1pF | GJM1552C1H4R2BB01# | | | | | ±0.1pF | GJM1552C1H5R3BB01# |
| | | | ±0.25pF | GJM1552C1H4R2CB01# | | | | | ±0.25pF | GJM1552C1H5R3CB01# |
| | | ±0.5pF | GJM1552C1H4R2DB01# | ±0.5pF | | | GJM1552C1H5R3DB01# | | | |
| | | 4.3pF | ±2% | GJM1552C1H4R2GB01# | | | 5.7pF | ±1% | GJM1552C1H5R3FB01# | |
| | | | ±0.05pF | GJM1552C1H4R3WB01# | | | | 5.8pF | ±0.05pF | GJM1552C1H5R4WB01# |
| | | | ±0.1pF | GJM1552C1H4R3BB01# | | | | | ±0.1pF | GJM1552C1H5R4BB01# |
| | | | ±0.25pF | GJM1552C1H4R3CB01# | | | | | ±0.25pF | GJM1552C1H5R4CB01# |
| | | ±0.5pF | GJM1552C1H4R3DB01# | ±0.5pF | | | GJM1552C1H5R4DB01# | | | |
| | | 4.4pF | ±2% | GJM1552C1H4R3GB01# | | | 5.9pF | ±1% | GJM1552C1H5R4FB01# | |
| | | | ±0.05pF | GJM1552C1H4R4WB01# | | | | 6.0pF | ±0.05pF | GJM1552C1H5R5WB01# |
| | | | ±0.1pF | GJM1552C1H4R4BB01# | | | | | ±0.1pF | GJM1552C1H5R5BB01# |
| | | | ±0.25pF | GJM1552C1H4R4CB01# | | | | | ±0.25pF | GJM1552C1H5R5CB01# |
| | | ±0.5pF | GJM1552C1H4R4DB01# | ±0.5pF | | | GJM1552C1H5R5DB01# | | | |
| | | 4.5pF | ±2% | GJM1552C1H4R4GB01# | | | 6.1pF | ±1% | GJM1552C1H5R5FB01# | |
| | | | ±0.05pF | GJM1552C1H4R5WB01# | | | | 6.2pF | ±0.05pF | GJM1552C1H5R6WB01# |
| | | | ±0.1pF | GJM1552C1H4R5BB01# | | | | | ±0.1pF | GJM1552C1H5R6BB01# |
| | | | ±0.25pF | GJM1552C1H4R5CB01# | | | | | ±0.25pF | GJM1552C1H5R6CB01# |
| | | ±0.5pF | GJM1552C1H4R5DB01# | ±0.5pF | | | GJM1552C1H5R6DB01# | | | |
| | | 4.6pF | ±2% | GJM1552C1H4R5GB01# | | | 6.3pF | ±1% | GJM1552C1H5R6FB01# | |
| ±0.05pF | GJM1552C1H4R6WB01# | | 6.4pF | ±0.05pF | GJM1552C1H5R7WB01# | | | | | |
| ±0.1pF | GJM1552C1H4R6BB01# | | | ±0.1pF | GJM1552C1H5R7BB01# | | | | | |
| ±0.25pF | GJM1552C1H4R6CB01# | | | ±0.25pF | GJM1552C1H5R7CB01# | | | | | |
| ±0.5pF | GJM1552C1H4R6DB01# | ±0.5pF | | GJM1552C1H5R7DB01# | | | | | | |
| 4.7pF | ±2% | GJM1552C1H4R6GB01# | 6.5pF | ±1% | GJM1552C1H5R7FB01# | | | | | |

- GRM
- GR3
- GRJ
- GR4
- GJM
- GQM
- GA2
- GA3 GB
- GA3 GD
- GA3 GF
- LLL
- LLA
- LLM
- LLR
- NFM
- GJ4
- ZRA
- ZRB
- KRM
- KR3
- GMA
- GMD
- ⚠Caution /Notice

Part number # indicates the package specification code.

GJM Series Temperature Compensating Type High Q Part Number List

(→ 1.0×0.5mm)

| Rated Voltage | TC Code | Cap. | Tol. | Part Number | Rated Voltage | TC Code | Cap. | Tol. | Part Number |
|---------------|--------------------|--------------------|--------------------|--------------------|--------------------|---------|--------------------|--------------------|--------------------|
| 50Vdc | CH | 5.7pF | ±1% | GJM1552C1H5R7FB01# | 50Vdc | CH | 6.8pF | ±0.5pF | GJM1552C1H6R8DB01# |
| | | | ±1% | GJM1552C1H5R8WB01# | | | | ±1% | GJM1552C1H6R8FB01# |
| | | ±0.05pF | GJM1552C1H5R8WB01# | 6.9pF | | | ±0.05pF | GJM1552C1H6R9WB01# | |
| | | ±0.1pF | GJM1552C1H5R8BB01# | | | | ±0.1pF | GJM1552C1H6R9BB01# | |
| | | ±0.25pF | GJM1552C1H5R8CB01# | ±0.25pF | | | GJM1552C1H6R9CB01# | | |
| | | ±0.5pF | GJM1552C1H5R8DB01# | ±0.5pF | | | GJM1552C1H6R9DB01# | | |
| | | ±1% | GJM1552C1H5R8FB01# | ±1% | | | GJM1552C1H6R9FB01# | | |
| | | 5.9pF | ±0.05pF | GJM1552C1H5R9WB01# | | | 7.0pF | ±0.05pF | GJM1552C1H7R0WB01# |
| | | | ±0.1pF | GJM1552C1H5R9BB01# | | | | ±0.1pF | GJM1552C1H7R0BB01# |
| | | | ±0.25pF | GJM1552C1H5R9CB01# | | | | ±0.25pF | GJM1552C1H7R0CB01# |
| | | | ±0.5pF | GJM1552C1H5R9DB01# | | | | ±0.5pF | GJM1552C1H7R0DB01# |
| | | ±1% | GJM1552C1H5R9FB01# | ±1% | | | GJM1552C1H7R0FB01# | | |
| | | 6.0pF | ±0.05pF | GJM1552C1H6R0WB01# | | | 7.1pF | ±0.05pF | GJM1552C1H7R1WB01# |
| | | | ±0.1pF | GJM1552C1H6R0BB01# | | | | ±0.1pF | GJM1552C1H7R1BB01# |
| | | | ±0.25pF | GJM1552C1H6R0CB01# | | | | ±0.25pF | GJM1552C1H7R1CB01# |
| | | | ±0.5pF | GJM1552C1H6R0DB01# | | | | ±0.5pF | GJM1552C1H7R1DB01# |
| | | ±1% | GJM1552C1H6R0FB01# | ±1% | | | GJM1552C1H7R1FB01# | | |
| | | 6.1pF | ±0.05pF | GJM1552C1H6R1WB01# | | | 7.2pF | ±0.05pF | GJM1552C1H7R2WB01# |
| | | | ±0.1pF | GJM1552C1H6R1BB01# | | | | ±0.1pF | GJM1552C1H7R2BB01# |
| | | | ±0.25pF | GJM1552C1H6R1CB01# | | | | ±0.25pF | GJM1552C1H7R2CB01# |
| | | | ±0.5pF | GJM1552C1H6R1DB01# | | | | ±0.5pF | GJM1552C1H7R2DB01# |
| | | ±1% | GJM1552C1H6R1FB01# | ±1% | | | GJM1552C1H7R2FB01# | | |
| | | 6.2pF | ±0.05pF | GJM1552C1H6R2WB01# | | | 7.3pF | ±0.05pF | GJM1552C1H7R3WB01# |
| | | | ±0.1pF | GJM1552C1H6R2BB01# | | | | ±0.1pF | GJM1552C1H7R3BB01# |
| | | | ±0.25pF | GJM1552C1H6R2CB01# | | | | ±0.25pF | GJM1552C1H7R3CB01# |
| | | | ±0.5pF | GJM1552C1H6R2DB01# | | | | ±0.5pF | GJM1552C1H7R3DB01# |
| | | ±1% | GJM1552C1H6R2FB01# | ±1% | | | GJM1552C1H7R3FB01# | | |
| | | 6.3pF | ±0.05pF | GJM1552C1H6R3WB01# | | | 7.4pF | ±0.05pF | GJM1552C1H7R4WB01# |
| | | | ±0.1pF | GJM1552C1H6R3BB01# | | | | ±0.1pF | GJM1552C1H7R4BB01# |
| | | | ±0.25pF | GJM1552C1H6R3CB01# | | | | ±0.25pF | GJM1552C1H7R4CB01# |
| | | | ±0.5pF | GJM1552C1H6R3DB01# | | | | ±0.5pF | GJM1552C1H7R4DB01# |
| | | ±1% | GJM1552C1H6R3FB01# | ±1% | | | GJM1552C1H7R4FB01# | | |
| | | 6.4pF | ±0.05pF | GJM1552C1H6R4WB01# | | | 7.5pF | ±0.05pF | GJM1552C1H7R5WB01# |
| | | | ±0.1pF | GJM1552C1H6R4BB01# | | | | ±0.1pF | GJM1552C1H7R5BB01# |
| | | | ±0.25pF | GJM1552C1H6R4CB01# | | | | ±0.25pF | GJM1552C1H7R5CB01# |
| | | | ±0.5pF | GJM1552C1H6R4DB01# | | | | ±0.5pF | GJM1552C1H7R5DB01# |
| | | ±1% | GJM1552C1H6R4FB01# | ±1% | | | GJM1552C1H7R5FB01# | | |
| | | 6.5pF | ±0.05pF | GJM1552C1H6R5WB01# | | | 7.6pF | ±0.05pF | GJM1552C1H7R6WB01# |
| | | | ±0.1pF | GJM1552C1H6R5BB01# | | | | ±0.1pF | GJM1552C1H7R6BB01# |
| | | | ±0.25pF | GJM1552C1H6R5CB01# | | | | ±0.25pF | GJM1552C1H7R6CB01# |
| | | | ±0.5pF | GJM1552C1H6R5DB01# | | | | ±0.5pF | GJM1552C1H7R6DB01# |
| | | ±1% | GJM1552C1H6R5FB01# | ±1% | | | GJM1552C1H7R6FB01# | | |
| | | 6.6pF | ±0.05pF | GJM1552C1H6R6WB01# | | | 7.7pF | ±0.05pF | GJM1552C1H7R7WB01# |
| | | | ±0.1pF | GJM1552C1H6R6BB01# | | | | ±0.1pF | GJM1552C1H7R7BB01# |
| | | | ±0.25pF | GJM1552C1H6R6CB01# | | | | ±0.25pF | GJM1552C1H7R7CB01# |
| | | | ±0.5pF | GJM1552C1H6R6DB01# | | | | ±0.5pF | GJM1552C1H7R7DB01# |
| | | ±1% | GJM1552C1H6R6FB01# | ±1% | | | GJM1552C1H7R7FB01# | | |
| | | 6.7pF | ±0.05pF | GJM1552C1H6R7WB01# | | | 7.8pF | ±0.05pF | GJM1552C1H7R8WB01# |
| ±0.1pF | GJM1552C1H6R7BB01# | | ±0.1pF | GJM1552C1H7R8BB01# | | | | | |
| ±0.25pF | GJM1552C1H6R7CB01# | | ±0.25pF | GJM1552C1H7R8CB01# | | | | | |
| ±0.5pF | GJM1552C1H6R7DB01# | | ±0.5pF | GJM1552C1H7R8DB01# | | | | | |
| ±1% | GJM1552C1H6R7FB01# | ±1% | GJM1552C1H7R8FB01# | | | | | | |
| 6.8pF | ±0.05pF | GJM1552C1H6R8WB01# | 7.9pF | ±0.05pF | GJM1552C1H7R9WB01# | | | | |
| | ±0.1pF | GJM1552C1H6R8BB01# | | ±0.1pF | GJM1552C1H7R9BB01# | | | | |
| ±0.25pF | GJM1552C1H6R8CB01# | | | | | | | | |

Part number # indicates the package specification code.

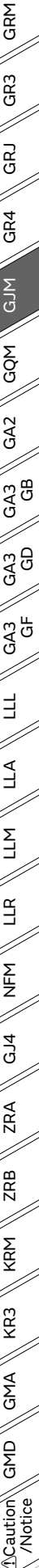
GRM
 GR3
 GRJ
 GR4
 GJM
 GQM
 GA2
 GA3 GB
 GA3 GD
 GA3 GF
 LLL
 LLA
 LLM
 LLR
 NFM
 GJ4
 ZRA
 ZRB
 KRM
 KR3
 GMA
 GMD
 △Caution /Notice

GJM Series Temperature Compensating Type High Q Part Number List

(→ 1.0×0.5mm)

| Rated Voltage | TC Code | Cap. | Tol. | Part Number | Rated Voltage | TC Code | Cap. | Tol. | Part Number |
|---------------|---------|--------|--------------------|--------------------|---------------|---------|--------|--------------------|--------------------|
| 50Vdc | CH | 7.9pF | ±0.25pF | GJM1552C1H7R9CB01# | 50Vdc | CH | 9.0pF | ±0.1pF | GJM1552C1H9R0BB01# |
| | | | ±0.5pF | GJM1552C1H7R9DB01# | | | | ±0.25pF | GJM1552C1H9R0CB01# |
| | | | ±1% | GJM1552C1H7R9FB01# | | | | ±0.5pF | GJM1552C1H9R0DB01# |
| | | 8.0pF | ±0.05pF | GJM1552C1H8R0WB01# | | | ±1% | GJM1552C1H9R0FB01# | |
| | | | ±0.1pF | GJM1552C1H8R0BB01# | | | 9.1pF | ±0.05pF | GJM1552C1H9R1WB01# |
| | | | ±0.25pF | GJM1552C1H8R0CB01# | | | | ±0.1pF | GJM1552C1H9R1BB01# |
| | | | ±0.5pF | GJM1552C1H8R0DB01# | | | | ±0.25pF | GJM1552C1H9R1CB01# |
| | | 8.1pF | ±1% | GJM1552C1H8R0FB01# | | | ±0.5pF | GJM1552C1H9R1DB01# | |
| | | | ±0.05pF | GJM1552C1H8R1WB01# | | | ±1% | GJM1552C1H9R1FB01# | |
| | | | ±0.1pF | GJM1552C1H8R1BB01# | | | 9.2pF | ±0.05pF | GJM1552C1H9R2WB01# |
| | | | ±0.25pF | GJM1552C1H8R1CB01# | | | | ±0.1pF | GJM1552C1H9R2BB01# |
| | | ±0.5pF | GJM1552C1H8R1DB01# | ±0.25pF | | | | GJM1552C1H9R2CB01# | |
| | | 8.2pF | ±1% | GJM1552C1H8R1FB01# | | | ±0.5pF | GJM1552C1H9R2DB01# | |
| | | | ±0.05pF | GJM1552C1H8R2WB01# | | | ±1% | GJM1552C1H9R2FB01# | |
| | | | ±0.1pF | GJM1552C1H8R2BB01# | | | 9.3pF | ±0.05pF | GJM1552C1H9R3WB01# |
| | | | ±0.25pF | GJM1552C1H8R2CB01# | | | | ±0.1pF | GJM1552C1H9R3BB01# |
| | | ±0.5pF | GJM1552C1H8R2DB01# | ±0.25pF | | | | GJM1552C1H9R3CB01# | |
| | | 8.3pF | ±1% | GJM1552C1H8R2FB01# | | | ±0.5pF | GJM1552C1H9R3DB01# | |
| | | | ±0.05pF | GJM1552C1H8R3WB01# | | | ±1% | GJM1552C1H9R3FB01# | |
| | | | ±0.1pF | GJM1552C1H8R3BB01# | | | 9.4pF | ±0.05pF | GJM1552C1H9R4WB01# |
| | | | ±0.25pF | GJM1552C1H8R3CB01# | | | | ±0.1pF | GJM1552C1H9R4BB01# |
| | | ±0.5pF | GJM1552C1H8R3DB01# | ±0.25pF | | | | GJM1552C1H9R4CB01# | |
| | | 8.4pF | ±1% | GJM1552C1H8R3FB01# | | | ±0.5pF | GJM1552C1H9R4DB01# | |
| | | | ±0.05pF | GJM1552C1H8R4WB01# | | | ±1% | GJM1552C1H9R4FB01# | |
| | | | ±0.1pF | GJM1552C1H8R4BB01# | | | 9.5pF | ±0.05pF | GJM1552C1H9R5WB01# |
| | | | ±0.25pF | GJM1552C1H8R4CB01# | | | | ±0.1pF | GJM1552C1H9R5BB01# |
| | | ±0.5pF | GJM1552C1H8R4DB01# | ±0.25pF | | | | GJM1552C1H9R5CB01# | |
| | | 8.5pF | ±1% | GJM1552C1H8R4FB01# | | | ±0.5pF | GJM1552C1H9R5DB01# | |
| | | | ±0.05pF | GJM1552C1H8R5WB01# | | | ±1% | GJM1552C1H9R5FB01# | |
| | | | ±0.1pF | GJM1552C1H8R5BB01# | | | 9.6pF | ±0.05pF | GJM1552C1H9R6WB01# |
| | | | ±0.25pF | GJM1552C1H8R5CB01# | | | | ±0.1pF | GJM1552C1H9R6BB01# |
| | | ±0.5pF | GJM1552C1H8R5DB01# | ±0.25pF | | | | GJM1552C1H9R6CB01# | |
| | | 8.6pF | ±1% | GJM1552C1H8R5FB01# | | | ±0.5pF | GJM1552C1H9R6DB01# | |
| | | | ±0.05pF | GJM1552C1H8R6WB01# | | | ±1% | GJM1552C1H9R6FB01# | |
| | | | ±0.1pF | GJM1552C1H8R6BB01# | | | 9.7pF | ±0.05pF | GJM1552C1H9R7WB01# |
| | | | ±0.25pF | GJM1552C1H8R6CB01# | | | | ±0.1pF | GJM1552C1H9R7BB01# |
| | | ±0.5pF | GJM1552C1H8R6DB01# | ±0.25pF | | | | GJM1552C1H9R7CB01# | |
| | | 8.7pF | ±1% | GJM1552C1H8R6FB01# | | | ±0.5pF | GJM1552C1H9R7DB01# | |
| | | | ±0.05pF | GJM1552C1H8R7WB01# | | | ±1% | GJM1552C1H9R7FB01# | |
| | | | ±0.1pF | GJM1552C1H8R7BB01# | | | 9.8pF | ±0.05pF | GJM1552C1H9R8WB01# |
| | | | ±0.25pF | GJM1552C1H8R7CB01# | | | | ±0.1pF | GJM1552C1H9R8BB01# |
| | | ±0.5pF | GJM1552C1H8R7DB01# | ±0.25pF | | | | GJM1552C1H9R8CB01# | |
| | | 8.8pF | ±1% | GJM1552C1H8R7FB01# | | | ±0.5pF | GJM1552C1H9R8DB01# | |
| | | | ±0.05pF | GJM1552C1H8R8WB01# | | | ±1% | GJM1552C1H9R8FB01# | |
| | | | ±0.1pF | GJM1552C1H8R8BB01# | | | 9.9pF | ±0.05pF | GJM1552C1H9R9WB01# |
| | | | ±0.25pF | GJM1552C1H8R8CB01# | | | | ±0.1pF | GJM1552C1H9R9BB01# |
| | | ±0.5pF | GJM1552C1H8R8DB01# | ±0.25pF | | | | GJM1552C1H9R9CB01# | |
| | | 8.9pF | ±1% | GJM1552C1H8R8FB01# | | | ±0.5pF | GJM1552C1H9R9DB01# | |
| | | | ±0.05pF | GJM1552C1H8R9WB01# | | | ±1% | GJM1552C1H9R9FB01# | |
| | | | ±0.1pF | GJM1552C1H8R9BB01# | | | 10pF | ±1% | GJM1552C1H100FB01# |
| | | | ±0.25pF | GJM1552C1H8R9CB01# | | | | ±2% | GJM1552C1H100GB01# |
| | | ±0.5pF | GJM1552C1H8R9DB01# | ±2.5% | | | | GJM1552C1H100RB01# | |
| | | 9.0pF | ±1% | GJM1552C1H8R9FB01# | | | ±5% | GJM1552C1H100JB01# | |
| | | | ±0.05pF | GJM1552C1H9R0WB01# | | | ±1% | GJM1552C1H110FB01# | |

Part number # indicates the package specification code.



GJM Series Temperature Compensating Type **High Q** Part Number List

(→ 1.0×0.5mm)

| Rated Voltage | TC Code | Cap. | Tol. | Part Number | Rated Voltage | TC Code | Cap. | Tol. | Part Number | |
|---------------|--------------------|--------------------|--------------------|--------------------|--------------------|--------------------|--------------------|--------------------|--------------------|--------------------|
| 50Vdc | CH | 11pF | ±2% | GJM1552C1H110GB01# | 50Vdc | CH | 47pF | ±2% | GJM1552C1H470GB01# | |
| | | | ±5% | GJM1552C1H110JB01# | | | | ±5% | GJM1552C1H470JB01# | |
| | | 12pF | ±1% | GJM1552C1H120FB01# | | | CJ | 2.1pF | ±0.05pF | GJM1553C1H2R1WB01# |
| | | | ±2% | GJM1552C1H120GB01# | | | | | ±0.1pF | GJM1553C1H2R1BB01# |
| | | | ±5% | GJM1552C1H120JB01# | | | | | ±0.25pF | GJM1553C1H2R1CB01# |
| | | 13pF | ±1% | GJM1552C1H130FB01# | | | | | ±0.5pF | GJM1553C1H2R1DB01# |
| | | | ±2% | GJM1552C1H130GB01# | | | | | ±2% | GJM1553C1H2R1GB01# |
| | | | ±5% | GJM1552C1H130JB01# | | | | | 2.2pF | ±0.05pF |
| | | ±1% | GJM1552C1H140FB01# | ±0.1pF | | | | GJM1553C1H2R2BB01# | | |
| | | ±2% | GJM1552C1H140GB01# | ±0.25pF | | | | GJM1553C1H2R2CB01# | | |
| | | 14pF | ±2% | GJM1552C1H140GB01# | | | | ±0.5pF | GJM1553C1H2R2DB01# | |
| | | | ±5% | GJM1552C1H140JB01# | | | | ±2% | GJM1553C1H2R2GB01# | |
| | | | 15pF | ±1% | | | | GJM1552C1H150FB01# | 2.3pF | ±0.05pF |
| | | ±2% | | GJM1552C1H150GB01# | | | | ±0.1pF | | GJM1553C1H2R3BB01# |
| | | ±5% | | GJM1552C1H150JB01# | | | | ±0.25pF | | GJM1553C1H2R3CB01# |
| | | 16pF | ±1% | GJM1552C1H160FB01# | | | | ±0.5pF | | GJM1553C1H2R3DB01# |
| | | | ±2% | GJM1552C1H160GB01# | | | | ±2% | | GJM1553C1H2R3GB01# |
| | | | ±5% | GJM1552C1H160JB01# | | | | 2.4pF | | ±0.05pF |
| | | ±1% | GJM1552C1H170FB01# | ±0.1pF | | | | | GJM1553C1H2R4BB01# | |
| | | ±2% | GJM1552C1H170GB01# | ±0.25pF | | | | | GJM1553C1H2R4CB01# | |
| | | 17pF | ±2% | GJM1552C1H170GB01# | | | | ±0.5pF | GJM1553C1H2R4DB01# | |
| | | | ±5% | GJM1552C1H170JB01# | | | | ±2% | GJM1553C1H2R4GB01# | |
| | | | 18pF | ±1% | | | | GJM1552C1H180FB01# | 2.5pF | ±0.05pF |
| | | ±2% | | GJM1552C1H180GB01# | | | | ±0.1pF | | GJM1553C1H2R5BB01# |
| | | ±5% | | GJM1552C1H180JB01# | | ±0.25pF | | GJM1553C1H2R5CB01# | | |
| | | 19pF | ±1% | GJM1552C1H190FB01# | | ±0.5pF | | GJM1553C1H2R5DB01# | | |
| | | | ±2% | GJM1552C1H190GB01# | | ±2% | GJM1553C1H2R5GB01# | | | |
| | | | ±5% | GJM1552C1H190JB01# | | 2.6pF | ±0.05pF | GJM1553C1H2R6WB01# | | |
| | | ±1% | GJM1552C1H200FB01# | ±0.1pF | | | GJM1553C1H2R6BB01# | | | |
| | | ±2% | GJM1552C1H200GB01# | ±0.25pF | | | GJM1553C1H2R6CB01# | | | |
| | | 20pF | ±2% | GJM1552C1H200GB01# | | ±0.5pF | GJM1553C1H2R6DB01# | | | |
| | | | ±5% | GJM1552C1H200JB01# | | ±2% | GJM1553C1H2R6GB01# | | | |
| | | | 22pF | ±1% | | GJM1552C1H220FB01# | 2.7pF | ±0.05pF | GJM1553C1H2R7WB01# | |
| | | ±2% | | GJM1552C1H220GB01# | | ±0.1pF | | GJM1553C1H2R7BB01# | | |
| | | ±5% | | GJM1552C1H220JB01# | | ±0.25pF | | GJM1553C1H2R7CB01# | | |
| | | 24pF | ±1% | GJM1552C1H240FB01# | | ±0.5pF | | GJM1553C1H2R7DB01# | | |
| | | | ±2% | GJM1552C1H240GB01# | | ±2% | | GJM1553C1H2R7GB01# | | |
| | | | ±5% | GJM1552C1H240JB01# | | 2.8pF | | ±0.05pF | GJM1553C1H2R8WB01# | |
| | | ±1% | GJM1552C1H270FB01# | ±0.1pF | | | GJM1553C1H2R8BB01# | | | |
| | | ±2% | GJM1552C1H270GB01# | ±0.25pF | | | GJM1553C1H2R8CB01# | | | |
| | | 27pF | ±2% | GJM1552C1H270GB01# | | | ±0.5pF | GJM1553C1H2R8DB01# | | |
| | | | ±5% | GJM1552C1H270JB01# | | | ±2% | GJM1553C1H2R8GB01# | | |
| | | | 30pF | ±1% | | | GJM1552C1H300FB01# | 2.9pF | ±0.05pF | GJM1553C1H2R9WB01# |
| | | ±2% | | GJM1552C1H300GB01# | | ±0.1pF | GJM1553C1H2R9BB01# | | | |
| | | ±5% | | GJM1552C1H300JB01# | | ±0.25pF | GJM1553C1H2R9CB01# | | | |
| | | 33pF | ±1% | GJM1552C1H330FB01# | | ±0.5pF | GJM1553C1H2R9DB01# | | | |
| | | | ±2% | GJM1552C1H330GB01# | | ±2% | GJM1553C1H2R9GB01# | | | |
| | | | ±5% | GJM1552C1H330JB01# | | 3.0pF | ±0.05pF | | GJM1553C1H3R0WB01# | |
| ±1% | GJM1552C1H360FB01# | ±0.1pF | GJM1553C1H3R0BB01# | | | | | | | |
| ±2% | GJM1552C1H360GB01# | ±0.25pF | GJM1553C1H3R0CB01# | | | | | | | |
| 36pF | ±2% | GJM1552C1H360GB01# | ±0.5pF | GJM1553C1H3R0DB01# | | | | | | |
| | ±5% | GJM1552C1H360JB01# | ±2% | GJM1553C1H3R0GB01# | | | | | | |
| | 39pF | ±1% | GJM1552C1H390FB01# | 3.1pF | ±0.05pF | | GJM1553C1H3R1WB01# | | | |
| ±2% | | GJM1552C1H390GB01# | ±0.1pF | | GJM1553C1H3R1BB01# | | | | | |
| ±5% | | GJM1552C1H390JB01# | ±0.25pF | | GJM1553C1H3R0CB01# | | | | | |
| 43pF | ±1% | GJM1552C1H430FB01# | ±0.5pF | | GJM1553C1H3R0DB01# | | | | | |
| | ±2% | GJM1552C1H430GB01# | ±2% | | GJM1553C1H3R0GB01# | | | | | |
| | ±5% | GJM1552C1H430JB01# | ±0.05pF | | GJM1553C1H3R1WB01# | | | | | |
| 47pF | ±1% | GJM1552C1H470FB01# | ±0.1pF | GJM1553C1H3R1BB01# | | | | | | |

Part number # indicates the package specification code.

GJM Series Temperature Compensating Type High Q Part Number List

(→ 1.0×0.5mm)

| Rated Voltage | TC Code | Cap. | Tol. | Part Number | | Rated Voltage | TC Code | Cap. | Tol. | Part Number | | |
|---------------|---------|---------|--------------------|--------------------|--------------------|---------------|--------------------|--------|---------|--------------------|--------------------|--------------------|
| 50Vdc | CJ | 3.1pF | ±0.25pF | GJM1553C1H3R1CB01# | | 50Vdc | CK | 0.15pF | ±0.1pF | GJM1554C1HR15BB01# | | |
| | | | ±0.5pF | GJM1553C1H3R1DB01# | | | | | 0.16pF | ±0.05pF | GJM1554C1HR16WB01# | |
| | | | ±2% | GJM1553C1H3R1GB01# | | | | 0.18pF | | ±0.1pF | GJM1554C1HR16BB01# | |
| | | 3.2pF | ±0.05pF | GJM1553C1H3R2WB01# | | | | | 0.20pF | ±0.05pF | GJM1554C1HR18WB01# | |
| | | | ±0.1pF | GJM1553C1H3R2BB01# | | | | 0.22pF | | ±0.1pF | GJM1554C1HR18BB01# | |
| | | | ±0.25pF | GJM1553C1H3R2CB01# | | | | | 0.24pF | ±0.05pF | GJM1554C1HR20WB01# | |
| | | | ±0.5pF | GJM1553C1H3R2DB01# | | | | 0.25pF | | ±0.1pF | GJM1554C1HR20BB01# | |
| | | | ±2% | GJM1553C1H3R2GB01# | | | | | 0.27pF | ±0.05pF | GJM1554C1HR22WB01# | |
| | | | 3.3pF | ±0.1pF | GJM1553C1H3R2BB01# | | | | | 0.30pF | ±0.1pF | GJM1554C1HR22BB01# |
| | | ±0.25pF | | GJM1553C1H3R3WB01# | | | | 0.33pF | ±0.05pF | | GJM1554C1HR24WB01# | |
| | | ±0.5pF | | GJM1553C1H3R3BB01# | | | | | 0.36pF | ±0.1pF | GJM1554C1HR24BB01# | |
| | | ±2% | | GJM1553C1H3R3CB01# | | | | 0.39pF | | ±0.03pF | GJM1554C1HR25RB12# | |
| | | 3.4pF | | ±0.05pF | GJM1553C1H3R3DB01# | | | | | 0.40pF | ±0.1pF | GJM1554C1HR25BB01# |
| | | | ±0.1pF | GJM1553C1H3R3GB01# | | | | 0.43pF | ±0.05pF | | GJM1554C1HR27WB01# | |
| | | | ±0.25pF | GJM1553C1H3R4WB01# | | | | | 0.45pF | ±0.1pF | GJM1554C1HR27BB01# | |
| | | | ±0.5pF | GJM1553C1H3R4BB01# | | | | 0.47pF | | ±0.25pF | GJM1554C1HR27CB01# | |
| | | | ±2% | GJM1553C1H3R4CB01# | | | | | 0.50pF | ±0.05pF | GJM1554C1HR30WB01# | |
| | | 3.5pF | ±0.1pF | GJM1553C1H3R4DB01# | | | | 0.51pF | | ±0.1pF | GJM1554C1HR30BB01# | |
| | | | ±0.25pF | GJM1553C1H3R4GB01# | | | | | 0.56pF | ±0.05pF | GJM1554C1HR33WB01# | |
| | | | ±0.5pF | GJM1553C1H3R5WB01# | | | | 0.60pF | | ±0.1pF | GJM1554C1HR33BB01# | |
| | | | ±2% | GJM1553C1H3R5CB01# | | | | | 0.60pF | ±0.25pF | GJM1554C1HR33CB01# | |
| | | | 3.6pF | ±0.05pF | GJM1553C1H3R5DB01# | | | | | 0.60pF | ±0.05pF | GJM1554C1HR36WB01# |
| | | ±0.1pF | | GJM1553C1H3R5BB01# | | | | 0.60pF | ±0.1pF | | GJM1554C1HR36BB01# | |
| | | ±0.25pF | | GJM1553C1H3R6WB01# | | | | | 0.60pF | ±0.25pF | GJM1554C1HR36CB01# | |
| | | ±0.5pF | | GJM1553C1H3R6BB01# | | | | 0.60pF | | ±0.05pF | GJM1554C1HR39WB01# | |
| | | ±2% | | GJM1553C1H3R6CB01# | | | | | 0.60pF | ±0.1pF | GJM1554C1HR39BB01# | |
| | | 3.7pF | ±0.05pF | GJM1553C1H3R6DB01# | | | | 0.60pF | | ±0.25pF | GJM1554C1HR39CB01# | |
| | | | ±0.1pF | GJM1553C1H3R7WB01# | | | | | 0.60pF | ±0.05pF | GJM1554C1HR40WB01# | |
| | | | ±0.25pF | GJM1553C1H3R7BB01# | | | | 0.60pF | | ±0.1pF | GJM1554C1HR40BB01# | |
| | | | ±0.5pF | GJM1553C1H3R7CB01# | | | | | 0.60pF | ±0.25pF | GJM1554C1HR40CB01# | |
| | | | ±2% | GJM1553C1H3R7DB01# | | | | 0.60pF | | ±0.05pF | GJM1554C1HR43WB01# | |
| | | 3.8pF | ±0.1pF | GJM1553C1H3R7GB01# | | | | | 0.60pF | ±0.1pF | GJM1554C1HR43BB01# | |
| | | | ±0.25pF | GJM1553C1H3R8WB01# | | | | 0.60pF | | ±0.25pF | GJM1554C1HR43CB01# | |
| | | | ±0.5pF | GJM1553C1H3R8BB01# | | | | | 0.60pF | ±0.03pF | GJM1554C1HR45RB12# | |
| | | | ±2% | GJM1553C1H3R8CB01# | | | | 0.60pF | | ±0.05pF | GJM1554C1HR45WB01# | |
| | | | 3.9pF | ±0.05pF | GJM1553C1H3R8DB01# | | | | | 0.60pF | ±0.1pF | GJM1554C1HR47WB01# |
| | | ±0.1pF | | GJM1553C1H3R8GB01# | | | | 0.60pF | ±0.25pF | | GJM1554C1HR47BB01# | |
| | | ±0.25pF | | GJM1553C1H3R9WB01# | | | | | 0.60pF | ±0.05pF | GJM1554C1HR50RB12# | |
| | | ±0.5pF | | GJM1553C1H3R9BB01# | | | | 0.60pF | | ±0.1pF | GJM1554C1HR50WB01# | |
| | | ±2% | | GJM1553C1H3R9CB01# | | | | | 0.60pF | ±0.25pF | GJM1554C1HR50BB01# | |
| | | 0.10pF | ±0.05pF | GJM1554C1HR10WB01# | | | | 0.60pF | | ±0.5pF | GJM1554C1HR50DB01# | |
| | | | ±0.1pF | GJM1554C1HR10BB01# | | | | | 0.60pF | ±0.05pF | GJM1554C1HR51WB01# | |
| | | | ±20% | GJM1554C1HR10MB01# | | | | 0.60pF | | ±0.1pF | GJM1554C1HR51BB01# | |
| | | | 0.11pF | ±0.05pF | GJM1554C1HR11WB01# | | | | | 0.60pF | ±0.25pF | GJM1554C1HR51CB01# |
| | | | | ±0.1pF | GJM1554C1HR11BB01# | | | | 0.60pF | | ±0.5pF | GJM1554C1HR51DB01# |
| | | 0.12pF | ±0.05pF | GJM1554C1HR12WB01# | | | | 0.60pF | | ±0.05pF | GJM1554C1HR56WB01# | |
| | | | ±0.1pF | GJM1554C1HR12BB01# | | | | | 0.60pF | ±0.1pF | GJM1554C1HR56BB01# | |
| | | 0.13pF | ±0.05pF | GJM1554C1HR13WB01# | | | | 0.60pF | | ±0.25pF | GJM1554C1HR56CB01# | |
| | | | ±0.1pF | GJM1554C1HR13BB01# | | | | | 0.60pF | ±0.5pF | GJM1554C1HR56DB01# | |
| | | 0.15pF | ±0.03pF | GJM1554C1HR15RB12# | | | | 0.60pF | | ±0.05pF | GJM1554C1HR60WB01# | |
| | ±0.05pF | | GJM1554C1HR15WB01# | | 0.60pF | ±0.1pF | GJM1554C1HR60BB01# | | | | | |

- GRM
- GR3
- GRJ
- GR4
- GJM
- GQM
- GQ2
- GA2
- GA3
- GA3
- GA3
- GA3
- LL
- LLA
- LLM
- LLR
- NFM
- GJ4
- ZRA
- ZRB
- KRM
- KR3
- GMA
- GMD
- ⚠Caution / Notice

Part number # indicates the package specification code.

GJM Series Temperature Compensating Type **High Q** Part Number List

(→ 1.0×0.5mm)

| Rated Voltage | TC Code | Cap. | Tol. | Part Number |
|---------------|--------------------|--------|---------|--------------------|
| 50Vdc | CK | 0.60pF | ±0.25pF | GJM1554C1HR60CB01# |
| | | | ±0.5pF | GJM1554C1HR60DB01# |
| | | 0.62pF | ±0.05pF | GJM1554C1HR62WB01# |
| | | | ±0.1pF | GJM1554C1HR62BB01# |
| | | | ±0.25pF | GJM1554C1HR62CB01# |
| | | | ±0.5pF | GJM1554C1HR62DB01# |
| | | 0.68pF | ±0.05pF | GJM1554C1HR68WB01# |
| | | | ±0.1pF | GJM1554C1HR68BB01# |
| | | | ±0.25pF | GJM1554C1HR68CB01# |
| | | | ±0.5pF | GJM1554C1HR68DB01# |
| | | 0.70pF | ±0.05pF | GJM1554C1HR70WB01# |
| | | | ±0.1pF | GJM1554C1HR70BB01# |
| | | | ±0.25pF | GJM1554C1HR70CB01# |
| | | | ±0.5pF | GJM1554C1HR70DB01# |
| | | 0.75pF | ±0.05pF | GJM1554C1HR75WB01# |
| | | | ±0.1pF | GJM1554C1HR75BB01# |
| | | | ±0.25pF | GJM1554C1HR75CB01# |
| | | | ±0.5pF | GJM1554C1HR75DB01# |
| | | 0.80pF | ±0.05pF | GJM1554C1HR80WB01# |
| | | | ±0.1pF | GJM1554C1HR80BB01# |
| | | | ±0.25pF | GJM1554C1HR80CB01# |
| | | | ±0.5pF | GJM1554C1HR80DB01# |
| | | 0.82pF | ±0.05pF | GJM1554C1HR82WB01# |
| | | | ±0.1pF | GJM1554C1HR82BB01# |
| | | | ±0.25pF | GJM1554C1HR82CB01# |
| | | | ±0.5pF | GJM1554C1HR82DB01# |
| | | 0.85pF | ±0.05pF | GJM1554C1HR85WB01# |
| | | 0.90pF | ±0.05pF | GJM1554C1HR90WB01# |
| | | | ±0.1pF | GJM1554C1HR90BB01# |
| | | | ±0.25pF | GJM1554C1HR90CB01# |
| | | | ±0.5pF | GJM1554C1HR90DB01# |
| | | 0.91pF | ±0.05pF | GJM1554C1HR91WB01# |
| | | | ±0.1pF | GJM1554C1HR91BB01# |
| | | | ±0.25pF | GJM1554C1HR91CB01# |
| | | | ±0.5pF | GJM1554C1HR91DB01# |
| | | 0.95pF | ±0.05pF | GJM1554C1HR95WB01# |
| | | 1.0pF | ±0.05pF | GJM1554C1H1R0WB01# |
| | | | ±0.1pF | GJM1554C1H1R0BB01# |
| | | | ±0.25pF | GJM1554C1H1R0CB01# |
| | | | ±0.5pF | GJM1554C1H1R0DB01# |
| | | | ±5% | GJM1554C1H1R0JB01# |
| | | 1.1pF | ±0.05pF | GJM1554C1H1R1WB01# |
| | | | ±0.1pF | GJM1554C1H1R1BB01# |
| | | | ±0.25pF | GJM1554C1H1R1CB01# |
| | | | ±0.5pF | GJM1554C1H1R1DB01# |
| | | | ±5% | GJM1554C1H1R1JB01# |
| | | 1.2pF | ±0.05pF | GJM1554C1H1R2WB01# |
| | | | ±0.1pF | GJM1554C1H1R2BB01# |
| | | | ±0.25pF | GJM1554C1H1R2CB01# |
| | | | ±0.5pF | GJM1554C1H1R2DB01# |
| | | | ±5% | GJM1554C1H1R2JB01# |
| | | 1.3pF | ±0.05pF | GJM1554C1H1R3WB01# |
| ±0.1pF | GJM1554C1H1R3BB01# | | | |
| ±0.25pF | GJM1554C1H1R3CB01# | | | |

| Rated Voltage | TC Code | Cap. | Tol. | Part Number |
|---------------|---------|--------------------|---------|--------------------|
| 50Vdc | CK | 1.3pF | ±0.5pF | GJM1554C1H1R3DB01# |
| | | | ±5% | GJM1554C1H1R3JB01# |
| | | 1.4pF | ±0.05pF | GJM1554C1H1R4WB01# |
| | | | ±0.1pF | GJM1554C1H1R4BB01# |
| | | | ±0.25pF | GJM1554C1H1R4CB01# |
| | | | ±0.5pF | GJM1554C1H1R4DB01# |
| | | | ±5% | GJM1554C1H1R4JB01# |
| | | 1.5pF | ±0.05pF | GJM1554C1H1R5WB01# |
| | | | ±0.1pF | GJM1554C1H1R5BB01# |
| | | | ±0.25pF | GJM1554C1H1R5CB01# |
| | | | ±0.5pF | GJM1554C1H1R5DB01# |
| | | | ±5% | GJM1554C1H1R5JB01# |
| | | 1.6pF | ±0.05pF | GJM1554C1H1R6WB01# |
| | | | ±0.1pF | GJM1554C1H1R6BB01# |
| | | | ±0.25pF | GJM1554C1H1R6CB01# |
| | | | ±0.5pF | GJM1554C1H1R6DB01# |
| | | | ±5% | GJM1554C1H1R6JB01# |
| | | 1.7pF | ±0.05pF | GJM1554C1H1R7WB01# |
| | | | ±0.1pF | GJM1554C1H1R7BB01# |
| | | | ±0.25pF | GJM1554C1H1R7CB01# |
| | | | ±0.5pF | GJM1554C1H1R7DB01# |
| | | | ±5% | GJM1554C1H1R7JB01# |
| | | 1.8pF | ±0.05pF | GJM1554C1H1R8WB01# |
| | | | ±0.1pF | GJM1554C1H1R8BB01# |
| | | | ±0.25pF | GJM1554C1H1R8CB01# |
| | | | ±0.5pF | GJM1554C1H1R8DB01# |
| | | | ±5% | GJM1554C1H1R8JB01# |
| | | 1.9pF | ±0.05pF | GJM1554C1H1R9WB01# |
| | | | ±0.1pF | GJM1554C1H1R9BB01# |
| | | | ±0.25pF | GJM1554C1H1R9CB01# |
| | | | ±0.5pF | GJM1554C1H1R9DB01# |
| | | | ±5% | GJM1554C1H1R9JB01# |
| 2.0pF | ±0.05pF | GJM1554C1H2R0WB01# | | |
| | ±0.1pF | GJM1554C1H2R0BB01# | | |
| | ±0.25pF | GJM1554C1H2R0CB01# | | |
| | ±0.5pF | GJM1554C1H2R0DB01# | | |
| | ±2% | GJM1554C1H2R0GB01# | | |

- GRM
- GR3
- GRJ
- GR4
- GJM
- GQM
- GA2
- GA3 GB
- GA3 GD
- GA3 GF
- LLL
- LLA
- LLM
- LLR
- NFM
- GJ4
- ZRA
- ZRB
- KRM
- KR3
- GMA
- GMD
- ⚠Caution /Notice

Part number # indicates the package specification code.

High Q and High Power Chip Multilayer Ceramic Capacitors for General Purpose (>100Vdc)

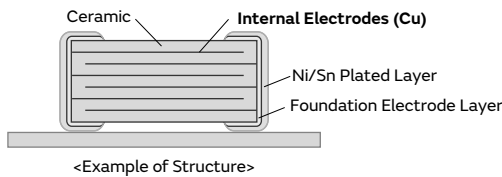
GQM Series  **High Q** 

High Frequency Capacitor Ideal for PA Design of Base Stations

Features

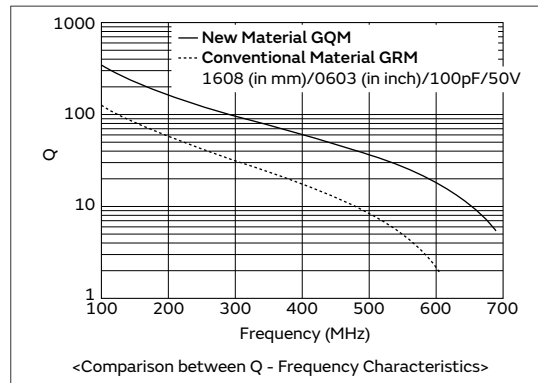
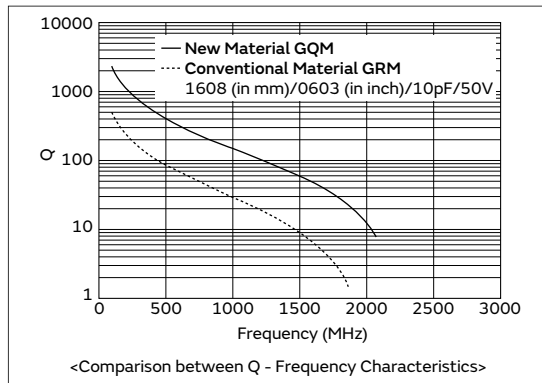
① **Mainly ideal for base stations of mobile communication devices and temperature compensation of related modules.**

This product is ideal for temperature compensation of high frequency circuits, such as resonant circuits, tuning circuits, and impedance matching circuits where the operating characteristics of the device are greatly affected by the capacitance fluctuation.



② **High Q and low ESR in VHF, UHF and microwave frequency bands.**

High Q and low ESR were achieved at a high frequency by adopting ceramic material as the dielectric material which enables an extremely low loss at high frequency, and base metal electrodes as the internal electrodes.



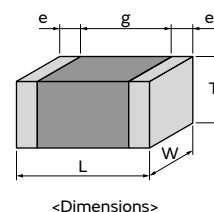
③ **Can be used for tight tolerance.**

In addition to standard tolerance, the allowable range of this product is also suitable for the following narrow tolerance.

| Capacitance Range | Standard Capacitance Tolerance (Capacitance Tolerance Symbol) | Narrow Capacitance Tolerance (Capacitance Tolerance Symbol) |
|-------------------|---------------------------------------------------------------|-------------------------------------------------------------|
| to 0.9pF | ±0.1pF (B) | ±0.05pF (W) |
| 1.0 to 5.0pF | ±0.25pF (C) | ±0.05pF (W), ±0.1pF (B) |
| 5.1 to 9.9pF | ±0.5pF (D) | ±0.05pF (W), ±0.1pF (B), ±0.25pF (C) |
| 10pF- | ±5% (J) | ±2% (G) |

Specifications

| | |
|-------------------|---------------------------------------------------------|
| Size (mm) | 1.0×0.5mm to 2.8×2.8mm |
| Rated Voltage | 200Vdc to 500Vdc |
| Capacitance | 0.10pF to 150pF |
| Main Applications | Measuring instruments, other ultra compact/thin devices |



This catalog contains only a portion of the product lineup.
 Please refer to the capacitor search tool on the Murata Web site for details.

GQM Series Temperature Compensating Type High Q Part Number List

1.0×0.5mm

| Rated Voltage | TC Code | Cap. | Tol. | Part Number |
|---------------|---------|--------|---------|--------------------|
| 200Vdc | COG | 0.10pF | ±0.05pF | GQM1555C2DR10WB01# |
| | | | ±0.1pF | GQM1555C2DR10BB01# |
| | | 0.20pF | ±0.05pF | GQM1555C2DR20WB01# |
| | | | ±0.1pF | GQM1555C2DR20BB01# |
| | | 0.30pF | ±0.05pF | GQM1555C2DR30WB01# |
| | | | ±0.1pF | GQM1555C2DR30BB01# |
| | | | ±0.25pF | GQM1555C2DR30CB01# |
| | | 0.40pF | ±0.05pF | GQM1555C2DR40WB01# |
| | | | ±0.1pF | GQM1555C2DR40BB01# |
| | | | ±0.25pF | GQM1555C2DR40CB01# |
| | | 0.50pF | ±0.05pF | GQM1555C2DR50WB01# |
| | | | ±0.1pF | GQM1555C2DR50BB01# |
| | | | ±0.25pF | GQM1555C2DR50CB01# |
| | | 0.60pF | ±0.05pF | GQM1555C2DR60WB01# |
| | | | ±0.1pF | GQM1555C2DR60BB01# |
| | | | ±0.25pF | GQM1555C2DR60CB01# |
| | | 0.70pF | ±0.05pF | GQM1555C2DR70WB01# |
| | | | ±0.1pF | GQM1555C2DR70BB01# |
| | | | ±0.25pF | GQM1555C2DR70CB01# |
| | | 0.75pF | ±0.05pF | GQM1555C2DR75WB01# |
| | | | ±0.1pF | GQM1555C2DR75BB01# |
| | | | ±0.25pF | GQM1555C2DR75CB01# |
| | | 0.80pF | ±0.05pF | GQM1555C2DR80WB01# |
| | | | ±0.1pF | GQM1555C2DR80BB01# |
| | | | ±0.25pF | GQM1555C2DR80CB01# |
| | | 0.90pF | ±0.05pF | GQM1555C2DR90WB01# |
| | | | ±0.1pF | GQM1555C2DR90BB01# |
| | | | ±0.25pF | GQM1555C2DR90CB01# |
| | | 1.0pF | ±0.05pF | GQM1555C2D1R0WB01# |
| | | | ±0.1pF | GQM1555C2D1R0BB01# |
| | | | ±0.25pF | GQM1555C2D1R0CB01# |
| | | 1.1pF | ±0.05pF | GQM1555C2D1R1WB01# |
| | | | ±0.1pF | GQM1555C2D1R1BB01# |
| | | | ±0.25pF | GQM1555C2D1R1CB01# |
| | | 1.2pF | ±0.05pF | GQM1555C2D1R2WB01# |
| | | | ±0.1pF | GQM1555C2D1R2BB01# |
| | | | ±0.25pF | GQM1555C2D1R2CB01# |
| | | 1.3pF | ±0.05pF | GQM1555C2D1R3WB01# |
| | | | ±0.1pF | GQM1555C2D1R3BB01# |
| | | | ±0.25pF | GQM1555C2D1R3CB01# |
| | | 1.4pF | ±0.05pF | GQM1555C2D1R4WB01# |
| | | | ±0.1pF | GQM1555C2D1R4BB01# |
| | | | ±0.25pF | GQM1555C2D1R4CB01# |
| | | 1.5pF | ±0.05pF | GQM1555C2D1R5WB01# |
| | | | ±0.1pF | GQM1555C2D1R5BB01# |
| | | | ±0.25pF | GQM1555C2D1R5CB01# |
| | | 1.6pF | ±0.05pF | GQM1555C2D1R6WB01# |
| | | | ±0.1pF | GQM1555C2D1R6BB01# |
| | | | ±0.25pF | GQM1555C2D1R6CB01# |
| | | 1.7pF | ±0.05pF | GQM1555C2D1R7WB01# |
| | | | ±0.1pF | GQM1555C2D1R7BB01# |
| | | | ±0.25pF | GQM1555C2D1R7CB01# |

| Rated Voltage | TC Code | Cap. | Tol. | Part Number |
|---------------|---------|-------|---------|--------------------|
| 200Vdc | COG | 1.8pF | ±0.05pF | GQM1555C2D1R8WB01# |
| | | | ±0.1pF | GQM1555C2D1R8BB01# |
| | | | ±0.25pF | GQM1555C2D1R8CB01# |
| | | 1.9pF | ±0.05pF | GQM1555C2D1R9WB01# |
| | | | ±0.1pF | GQM1555C2D1R9BB01# |
| | | | ±0.25pF | GQM1555C2D1R9CB01# |
| | | 2.0pF | ±0.05pF | GQM1555C2D2R0WB01# |
| | | | ±0.1pF | GQM1555C2D2R0BB01# |
| | | | ±0.25pF | GQM1555C2D2R0CB01# |
| | | 2.1pF | ±0.05pF | GQM1555C2D2R1WB01# |
| | | | ±0.1pF | GQM1555C2D2R1BB01# |
| | | | ±0.25pF | GQM1555C2D2R1CB01# |
| | | 2.2pF | ±0.05pF | GQM1555C2D2R2WB01# |
| | | | ±0.1pF | GQM1555C2D2R2BB01# |
| | | | ±0.25pF | GQM1555C2D2R2CB01# |
| | | 2.3pF | ±0.05pF | GQM1555C2D2R3WB01# |
| | | | ±0.1pF | GQM1555C2D2R3BB01# |
| | | | ±0.25pF | GQM1555C2D2R3CB01# |
| | | 2.4pF | ±0.05pF | GQM1555C2D2R4WB01# |
| | | | ±0.1pF | GQM1555C2D2R4BB01# |
| | | | ±0.25pF | GQM1555C2D2R4CB01# |
| | | 2.5pF | ±0.05pF | GQM1555C2D2R5WB01# |
| | | | ±0.1pF | GQM1555C2D2R5BB01# |
| | | | ±0.25pF | GQM1555C2D2R5CB01# |
| | | 2.6pF | ±0.05pF | GQM1555C2D2R6WB01# |
| | | | ±0.1pF | GQM1555C2D2R6BB01# |
| | | | ±0.25pF | GQM1555C2D2R6CB01# |
| | | 2.7pF | ±0.05pF | GQM1555C2D2R7WB01# |
| | | | ±0.1pF | GQM1555C2D2R7BB01# |
| | | | ±0.25pF | GQM1555C2D2R7CB01# |
| | | 2.8pF | ±0.05pF | GQM1555C2D2R8WB01# |
| | | | ±0.1pF | GQM1555C2D2R8BB01# |
| | | | ±0.25pF | GQM1555C2D2R8CB01# |
| | | 2.9pF | ±0.05pF | GQM1555C2D2R9WB01# |
| | | | ±0.1pF | GQM1555C2D2R9BB01# |
| | | | ±0.25pF | GQM1555C2D2R9CB01# |
| | | 3.0pF | ±0.05pF | GQM1555C2D3R0WB01# |
| | | | ±0.1pF | GQM1555C2D3R0BB01# |
| | | | ±0.25pF | GQM1555C2D3R0CB01# |
| | | 3.1pF | ±0.05pF | GQM1555C2D3R1WB01# |
| | | | ±0.1pF | GQM1555C2D3R1BB01# |
| | | | ±0.25pF | GQM1555C2D3R1CB01# |
| | | 3.2pF | ±0.05pF | GQM1555C2D3R2WB01# |
| | | | ±0.1pF | GQM1555C2D3R2BB01# |
| | | | ±0.25pF | GQM1555C2D3R2CB01# |
| | | 3.3pF | ±0.05pF | GQM1555C2D3R3WB01# |
| | | | ±0.1pF | GQM1555C2D3R3BB01# |
| | | | ±0.25pF | GQM1555C2D3R3CB01# |
| | | 3.4pF | ±0.05pF | GQM1555C2D3R4WB01# |
| | | | ±0.1pF | GQM1555C2D3R4BB01# |
| | | | ±0.25pF | GQM1555C2D3R4CB01# |
| | | 3.5pF | ±0.05pF | GQM1555C2D3R5WB01# |
| | | | ±0.1pF | GQM1555C2D3R5BB01# |
| | | | ±0.25pF | GQM1555C2D3R5CB01# |

- GRM
- GR3
- GRJ
- GR4
- GJM
- GQM**
- GA2
- GA3 GB
- GA3 GD
- GA3 GF
- LLL
- LLA
- LLM
- LLR
- NFM
- GJ4
- ZRA
- ZRB
- KRM
- KR3
- GMA
- GMD
- ⚠Caution /Notice

Part number # indicates the package specification code.

GQM Series Temperature Compensating Type High Q Part Number List

(→ 1.0×0.5mm)

| Rated Voltage | TC Code | Cap. | Tol. | Part Number | Rated Voltage | TC Code | Cap. | Tol. | Part Number |
|---------------|---------|-------|---------|--------------------|---------------|---------|-------|---------|--------------------|
| 200Vdc | COG | 3.6pF | ±0.05pF | GQM1555C2D3R6WB01# | 200Vdc | COG | 5.4pF | ±0.05pF | GQM1555C2D5R4WB01# |
| | | | ±0.1pF | GQM1555C2D3R6BB01# | | | | ±0.1pF | GQM1555C2D5R4BB01# |
| | | | ±0.25pF | GQM1555C2D3R6CB01# | | | | ±0.25pF | GQM1555C2D5R4CB01# |
| | | 3.7pF | ±0.05pF | GQM1555C2D3R7WB01# | | | 5.5pF | ±0.05pF | GQM1555C2D5R5WB01# |
| | | | ±0.1pF | GQM1555C2D3R7BB01# | | | | ±0.1pF | GQM1555C2D5R5BB01# |
| | | | ±0.25pF | GQM1555C2D3R7CB01# | | | | ±0.25pF | GQM1555C2D5R5CB01# |
| | | 3.8pF | ±0.05pF | GQM1555C2D3R8WB01# | | | 5.6pF | ±0.05pF | GQM1555C2D5R6WB01# |
| | | | ±0.1pF | GQM1555C2D3R8BB01# | | | | ±0.1pF | GQM1555C2D5R6BB01# |
| | | | ±0.25pF | GQM1555C2D3R8CB01# | | | | ±0.25pF | GQM1555C2D5R6CB01# |
| | | 3.9pF | ±0.05pF | GQM1555C2D3R9WB01# | | | 5.7pF | ±0.05pF | GQM1555C2D5R7WB01# |
| | | | ±0.1pF | GQM1555C2D3R9BB01# | | | | ±0.1pF | GQM1555C2D5R7BB01# |
| | | | ±0.25pF | GQM1555C2D3R9CB01# | | | | ±0.25pF | GQM1555C2D5R7CB01# |
| | | 4.0pF | ±0.05pF | GQM1555C2D4R0WB01# | | | 5.8pF | ±0.05pF | GQM1555C2D5R8WB01# |
| | | | ±0.1pF | GQM1555C2D4R0BB01# | | | | ±0.1pF | GQM1555C2D5R8BB01# |
| | | | ±0.25pF | GQM1555C2D4R0CB01# | | | | ±0.25pF | GQM1555C2D5R8CB01# |
| | | 4.1pF | ±0.05pF | GQM1555C2D4R1WB01# | | | 5.9pF | ±0.05pF | GQM1555C2D5R9WB01# |
| | | | ±0.1pF | GQM1555C2D4R1BB01# | | | | ±0.1pF | GQM1555C2D5R9BB01# |
| | | | ±0.25pF | GQM1555C2D4R1CB01# | | | | ±0.25pF | GQM1555C2D5R9CB01# |
| | | 4.2pF | ±0.05pF | GQM1555C2D4R2WB01# | | | 6.0pF | ±0.05pF | GQM1555C2D6R0WB01# |
| | | | ±0.1pF | GQM1555C2D4R2BB01# | | | | ±0.1pF | GQM1555C2D6R0BB01# |
| | | | ±0.25pF | GQM1555C2D4R2CB01# | | | | ±0.25pF | GQM1555C2D6R0CB01# |
| | | 4.3pF | ±0.05pF | GQM1555C2D4R3WB01# | | | 6.1pF | ±0.05pF | GQM1555C2D6R1WB01# |
| | | | ±0.1pF | GQM1555C2D4R3BB01# | | | | ±0.1pF | GQM1555C2D6R1BB01# |
| | | | ±0.25pF | GQM1555C2D4R3CB01# | | | | ±0.25pF | GQM1555C2D6R1CB01# |
| | | 4.4pF | ±0.05pF | GQM1555C2D4R4WB01# | | | 6.2pF | ±0.05pF | GQM1555C2D6R2WB01# |
| | | | ±0.1pF | GQM1555C2D4R4BB01# | | | | ±0.1pF | GQM1555C2D6R2BB01# |
| | | | ±0.25pF | GQM1555C2D4R4CB01# | | | | ±0.25pF | GQM1555C2D6R2CB01# |
| | | 4.5pF | ±0.05pF | GQM1555C2D4R5WB01# | | | 6.3pF | ±0.05pF | GQM1555C2D6R3WB01# |
| | | | ±0.1pF | GQM1555C2D4R5BB01# | | | | ±0.1pF | GQM1555C2D6R3BB01# |
| | | | ±0.25pF | GQM1555C2D4R5CB01# | | | | ±0.25pF | GQM1555C2D6R3CB01# |
| | | 4.6pF | ±0.05pF | GQM1555C2D4R6WB01# | | | 6.4pF | ±0.05pF | GQM1555C2D6R4WB01# |
| | | | ±0.1pF | GQM1555C2D4R6BB01# | | | | ±0.1pF | GQM1555C2D6R4BB01# |
| | | | ±0.25pF | GQM1555C2D4R6CB01# | | | | ±0.25pF | GQM1555C2D6R4CB01# |
| | | 4.7pF | ±0.05pF | GQM1555C2D4R7WB01# | | | 6.5pF | ±0.05pF | GQM1555C2D6R5WB01# |
| | | | ±0.1pF | GQM1555C2D4R7BB01# | | | | ±0.1pF | GQM1555C2D6R5BB01# |
| | | | ±0.25pF | GQM1555C2D4R7CB01# | | | | ±0.25pF | GQM1555C2D6R5CB01# |
| | | 4.8pF | ±0.05pF | GQM1555C2D4R8WB01# | | | 6.6pF | ±0.05pF | GQM1555C2D6R6WB01# |
| | | | ±0.1pF | GQM1555C2D4R8BB01# | | | | ±0.1pF | GQM1555C2D6R6BB01# |
| | | | ±0.25pF | GQM1555C2D4R8CB01# | | | | ±0.25pF | GQM1555C2D6R6CB01# |
| | | 4.9pF | ±0.05pF | GQM1555C2D4R9WB01# | | | 6.7pF | ±0.05pF | GQM1555C2D6R7WB01# |
| | | | ±0.1pF | GQM1555C2D4R9BB01# | | | | ±0.1pF | GQM1555C2D6R7BB01# |
| | | | ±0.25pF | GQM1555C2D4R9CB01# | | | | ±0.25pF | GQM1555C2D6R7CB01# |
| | | 5.0pF | ±0.05pF | GQM1555C2D5R0WB01# | | | 6.8pF | ±0.05pF | GQM1555C2D6R8WB01# |
| | | | ±0.1pF | GQM1555C2D5R0BB01# | | | | ±0.1pF | GQM1555C2D6R8BB01# |
| | | | ±0.25pF | GQM1555C2D5R0CB01# | | | | ±0.25pF | GQM1555C2D6R8CB01# |
| | | 5.1pF | ±0.05pF | GQM1555C2D5R1WB01# | | | 6.9pF | ±0.05pF | GQM1555C2D6R9WB01# |
| | | | ±0.1pF | GQM1555C2D5R1BB01# | | | | ±0.1pF | GQM1555C2D6R9BB01# |
| | | | ±0.25pF | GQM1555C2D5R1CB01# | | | | ±0.25pF | GQM1555C2D6R9CB01# |
| | | 5.2pF | ±0.05pF | GQM1555C2D5R2WB01# | | | 7.0pF | ±0.05pF | GQM1555C2D7R0WB01# |
| | | | ±0.1pF | GQM1555C2D5R2BB01# | | | | ±0.1pF | GQM1555C2D7R0BB01# |
| | | | ±0.25pF | GQM1555C2D5R2CB01# | | | | ±0.25pF | GQM1555C2D7R0CB01# |
| | | 5.3pF | ±0.05pF | GQM1555C2D5R3WB01# | | | 7.1pF | ±0.05pF | GQM1555C2D7R1WB01# |
| | | | ±0.1pF | GQM1555C2D5R3BB01# | | | | ±0.1pF | GQM1555C2D7R1BB01# |
| | | | ±0.25pF | GQM1555C2D5R3CB01# | | | | ±0.25pF | GQM1555C2D7R1CB01# |

- GRM
- GR3
- GRJ
- GR4
- GJM
- GQM**
- GA2
- GA3 GB
- GA3 GD
- GA3 GF
- LLL
- LLA
- LLM
- LLR
- NFM
- GJ4
- ZRA
- ZRB
- KRM
- KR3
- GMA
- GMD
- ⚠Caution /Notice

Part number # indicates the package specification code.

GQM Series Temperature Compensating Type High Q Part Number List

(→ 1.0×0.5mm)

| Rated Voltage | TC Code | Cap. | Tol. | Part Number | Rated Voltage | TC Code | Cap. | Tol. | Part Number |
|---------------|---------|-------|---------|--------------------|---------------|---------|-------|---------|--------------------|
| 200Vdc | COG | 7.2pF | ±0.05pF | GQM1555C2D7R2WB01# | 200Vdc | COG | 9.0pF | ±0.05pF | GQM1555C2D9R0WB01# |
| | | | ±0.1pF | GQM1555C2D7R2BB01# | | | | ±0.1pF | GQM1555C2D9R0BB01# |
| | | | ±0.25pF | GQM1555C2D7R2CB01# | | | | ±0.25pF | GQM1555C2D9R0CB01# |
| | | 7.3pF | ±0.05pF | GQM1555C2D7R3WB01# | | | 9.1pF | ±0.05pF | GQM1555C2D9R1WB01# |
| | | | ±0.1pF | GQM1555C2D7R3BB01# | | | | ±0.1pF | GQM1555C2D9R1BB01# |
| | | | ±0.25pF | GQM1555C2D7R3CB01# | | | | ±0.25pF | GQM1555C2D9R1CB01# |
| | | 7.4pF | ±0.05pF | GQM1555C2D7R4WB01# | | | 9.2pF | ±0.05pF | GQM1555C2D9R2WB01# |
| | | | ±0.1pF | GQM1555C2D7R4BB01# | | | | ±0.1pF | GQM1555C2D9R2BB01# |
| | | | ±0.25pF | GQM1555C2D7R4CB01# | | | | ±0.25pF | GQM1555C2D9R2CB01# |
| | | 7.5pF | ±0.05pF | GQM1555C2D7R5WB01# | | | 9.3pF | ±0.05pF | GQM1555C2D9R3WB01# |
| | | | ±0.1pF | GQM1555C2D7R5BB01# | | | | ±0.1pF | GQM1555C2D9R3BB01# |
| | | | ±0.25pF | GQM1555C2D7R5CB01# | | | | ±0.25pF | GQM1555C2D9R3CB01# |
| | | 7.6pF | ±0.05pF | GQM1555C2D7R6WB01# | | | 9.4pF | ±0.05pF | GQM1555C2D9R4WB01# |
| | | | ±0.1pF | GQM1555C2D7R6BB01# | | | | ±0.1pF | GQM1555C2D9R4BB01# |
| | | | ±0.25pF | GQM1555C2D7R6CB01# | | | | ±0.25pF | GQM1555C2D9R4CB01# |
| | | 7.7pF | ±0.05pF | GQM1555C2D7R7WB01# | | | 9.5pF | ±0.05pF | GQM1555C2D9R5WB01# |
| | | | ±0.1pF | GQM1555C2D7R7BB01# | | | | ±0.1pF | GQM1555C2D9R5BB01# |
| | | | ±0.25pF | GQM1555C2D7R7CB01# | | | | ±0.25pF | GQM1555C2D9R5CB01# |
| | | 7.8pF | ±0.05pF | GQM1555C2D7R8WB01# | | | 9.6pF | ±0.05pF | GQM1555C2D9R6WB01# |
| | | | ±0.1pF | GQM1555C2D7R8BB01# | | | | ±0.1pF | GQM1555C2D9R6BB01# |
| | | | ±0.25pF | GQM1555C2D7R8CB01# | | | | ±0.25pF | GQM1555C2D9R6CB01# |
| | | 7.9pF | ±0.05pF | GQM1555C2D7R9WB01# | | | 9.7pF | ±0.05pF | GQM1555C2D9R7WB01# |
| | | | ±0.1pF | GQM1555C2D7R9BB01# | | | | ±0.1pF | GQM1555C2D9R7BB01# |
| | | | ±0.25pF | GQM1555C2D7R9CB01# | | | | ±0.25pF | GQM1555C2D9R7CB01# |
| | | 8.0pF | ±0.05pF | GQM1555C2D8R0WB01# | | | 9.8pF | ±0.05pF | GQM1555C2D9R8WB01# |
| | | | ±0.1pF | GQM1555C2D8R0BB01# | | | | ±0.1pF | GQM1555C2D9R8BB01# |
| | | | ±0.25pF | GQM1555C2D8R0CB01# | | | | ±0.25pF | GQM1555C2D9R8CB01# |
| | | 8.1pF | ±0.05pF | GQM1555C2D8R1WB01# | | | 9.9pF | ±0.05pF | GQM1555C2D9R9WB01# |
| | | | ±0.1pF | GQM1555C2D8R1BB01# | | | | ±0.1pF | GQM1555C2D9R9BB01# |
| | | | ±0.25pF | GQM1555C2D8R1CB01# | | | | ±0.25pF | GQM1555C2D9R9CB01# |
| | | 8.2pF | ±0.05pF | GQM1555C2D8R2WB01# | | | 10pF | ±1% | GQM1555C2D100FB01# |
| | | | ±0.1pF | GQM1555C2D8R2BB01# | | | | ±2% | GQM1555C2D100GB01# |
| | | | ±0.25pF | GQM1555C2D8R2CB01# | | | | ±5% | GQM1555C2D100JB01# |
| | | 8.3pF | ±0.05pF | GQM1555C2D8R3WB01# | | | 11pF | ±1% | GQM1555C2D110FB01# |
| | | | ±0.1pF | GQM1555C2D8R3BB01# | | | | ±2% | GQM1555C2D110GB01# |
| | | | ±0.25pF | GQM1555C2D8R3CB01# | | | | ±5% | GQM1555C2D110JB01# |
| | | 8.4pF | ±0.05pF | GQM1555C2D8R4WB01# | | | 12pF | ±1% | GQM1555C2D120FB01# |
| | | | ±0.1pF | GQM1555C2D8R4BB01# | | | | ±2% | GQM1555C2D120GB01# |
| | | | ±0.25pF | GQM1555C2D8R4CB01# | | | | ±5% | GQM1555C2D120JB01# |
| | | 8.5pF | ±0.05pF | GQM1555C2D8R5WB01# | | | 13pF | ±1% | GQM1555C2D130FB01# |
| | | | ±0.1pF | GQM1555C2D8R5BB01# | | | | ±2% | GQM1555C2D130GB01# |
| | | | ±0.25pF | GQM1555C2D8R5CB01# | | | | ±5% | GQM1555C2D130JB01# |
| | | 8.6pF | ±0.05pF | GQM1555C2D8R6WB01# | | | 15pF | ±1% | GQM1555C2D150FB01# |
| | | | ±0.1pF | GQM1555C2D8R6BB01# | | | | ±2% | GQM1555C2D150GB01# |
| | | | ±0.25pF | GQM1555C2D8R6CB01# | | | | ±5% | GQM1555C2D150JB01# |
| | | 8.7pF | ±0.05pF | GQM1555C2D8R7WB01# | | | 16pF | ±1% | GQM1555C2D160FB01# |
| | | | ±0.1pF | GQM1555C2D8R7BB01# | | | | ±2% | GQM1555C2D160GB01# |
| | | | ±0.25pF | GQM1555C2D8R7CB01# | | | | ±5% | GQM1555C2D160JB01# |
| | | 8.8pF | ±0.05pF | GQM1555C2D8R8WB01# | | | 18pF | ±1% | GQM1555C2D180FB01# |
| | | | ±0.1pF | GQM1555C2D8R8BB01# | | | | ±2% | GQM1555C2D180GB01# |
| | | | ±0.25pF | GQM1555C2D8R8CB01# | | | | ±5% | GQM1555C2D180JB01# |
| | | 8.9pF | ±0.05pF | GQM1555C2D8R9WB01# | | | 20pF | ±1% | GQM1555C2D200FB01# |
| | | | ±0.1pF | GQM1555C2D8R9BB01# | | | | ±2% | GQM1555C2D200GB01# |
| | | | ±0.25pF | GQM1555C2D8R9CB01# | | | | ±5% | GQM1555C2D200JB01# |

Part number # indicates the package specification code.

- GRM
- GR3
- GRJ
- GR4
- GJM
- GQM**
- GA2
- GA3 GB
- GA3 GD
- GA3 GF
- LLL
- LLA
- LLM
- LLR
- NFM
- GJ4
- ZRA
- ZRB
- KRM
- KR3
- GMA
- GMD
- ⚠Caution /Notice

GQM Series Temperature Compensating Type High Q Part Number List

(→ 1.0×0.5mm)

| Rated Voltage | TC Code | Cap. | Tol. | Part Number | Rated Voltage | TC Code | Cap. | Tol. | Part Number | |
|---------------|---------|------|--------------------|--------------------|--------------------|--------------------|--------------------|---------|--------------------|--------------------|
| 200Vdc | COG | 22pF | ±1% | GQM1555C2D220FB01# | 200Vdc | X8G | 1.3pF | ±0.25pF | GQM1555G2D1R3CB01# | |
| | | | ±2% | GQM1555C2D220GB01# | | | | 1.4pF | ±0.05pF | GQM1555G2D1R4WB01# |
| | | | ±5% | GQM1555C2D220JB01# | | | | | ±0.1pF | GQM1555G2D1R4BB01# |
| | | | | ±0.25pF | | | GQM1555G2D1R4CB01# | | | |
| | | 24pF | ±1% | GQM1555C2D240FB01# | | | 1.5pF | ±0.05pF | GQM1555G2D1R5WB01# | |
| | | | ±2% | GQM1555C2D240GB01# | | | | ±0.1pF | GQM1555G2D1R5BB01# | |
| | | | ±5% | GQM1555C2D240JB01# | | | | ±0.25pF | GQM1555G2D1R5CB01# | |
| | | 27pF | ±1% | GQM1555C2D270FB01# | | | 1.6pF | ±0.05pF | GQM1555G2D1R6WB01# | |
| | | | ±2% | GQM1555C2D270GB01# | | | | ±0.1pF | GQM1555G2D1R6BB01# | |
| | | | ±5% | GQM1555C2D270JB01# | | | | ±0.25pF | GQM1555G2D1R6CB01# | |
| | | 30pF | ±1% | GQM1555C2D300FB01# | | | 1.7pF | ±0.05pF | GQM1555G2D1R7WB01# | |
| | | | ±2% | GQM1555C2D300GB01# | | | | ±0.1pF | GQM1555G2D1R7BB01# | |
| | | | ±5% | GQM1555C2D300JB01# | | | | ±0.25pF | GQM1555G2D1R7CB01# | |
| | | 33pF | ±1% | GQM1555C2D330FB01# | | | 1.8pF | ±0.05pF | GQM1555G2D1R8WB01# | |
| | | | ±2% | GQM1555C2D330GB01# | | | | ±0.1pF | GQM1555G2D1R8BB01# | |
| | | | ±5% | GQM1555C2D330JB01# | | | | ±0.25pF | GQM1555G2D1R8CB01# | |
| | | X8G | 0.10pF | ±0.05pF | | | GQM1555G2DR10WB01# | 1.9pF | ±0.05pF | GQM1555G2D1R9WB01# |
| | | | | ±0.1pF | | | GQM1555G2DR10BB01# | | ±0.1pF | GQM1555G2D1R9BB01# |
| | | | | | | | | | ±0.25pF | GQM1555G2D1R9CB01# |
| | | | 0.20pF | ±0.05pF | | | GQM1555G2DR20WB01# | 2.0pF | ±0.05pF | GQM1555G2D2R0WB01# |
| | | | | ±0.1pF | | | GQM1555G2DR20BB01# | | ±0.1pF | GQM1555G2D2R0BB01# |
| | | | | ±0.25pF | | | GQM1555G2DR20CB01# | | ±0.25pF | GQM1555G2D2R0CB01# |
| | | | 0.30pF | ±0.05pF | | | GQM1555G2DR30WB01# | 2.1pF | ±0.05pF | GQM1555G2D2R1WB01# |
| | | | | ±0.1pF | | | GQM1555G2DR30BB01# | | ±0.1pF | GQM1555G2D2R1BB01# |
| | | | | ±0.25pF | | | GQM1555G2DR30CB01# | | ±0.25pF | GQM1555G2D2R1CB01# |
| | | | 0.40pF | ±0.05pF | | | GQM1555G2DR40WB01# | 2.2pF | ±0.05pF | GQM1555G2D2R2WB01# |
| | | | | ±0.1pF | | | GQM1555G2DR40BB01# | | ±0.1pF | GQM1555G2D2R2BB01# |
| | | | | ±0.25pF | | | GQM1555G2DR40CB01# | | ±0.25pF | GQM1555G2D2R2CB01# |
| | | | 0.50pF | ±0.05pF | | | GQM1555G2DR50WB01# | 2.3pF | ±0.05pF | GQM1555G2D2R3WB01# |
| | | | | ±0.1pF | | | GQM1555G2DR50BB01# | | ±0.1pF | GQM1555G2D2R3BB01# |
| | | | | ±0.25pF | | | GQM1555G2DR50CB01# | | ±0.25pF | GQM1555G2D2R3CB01# |
| | | | 0.60pF | ±0.05pF | | | GQM1555G2DR60WB01# | 2.4pF | ±0.05pF | GQM1555G2D2R4WB01# |
| | | | | ±0.1pF | | | GQM1555G2DR60BB01# | | ±0.1pF | GQM1555G2D2R4BB01# |
| | | | | ±0.25pF | | | GQM1555G2DR60CB01# | | ±0.25pF | GQM1555G2D2R4CB01# |
| | | | 0.70pF | ±0.05pF | | | GQM1555G2DR70WB01# | 2.5pF | ±0.05pF | GQM1555G2D2R5WB01# |
| | | | | ±0.1pF | | | GQM1555G2DR70BB01# | | ±0.1pF | GQM1555G2D2R5BB01# |
| | ±0.25pF | | | GQM1555G2DR70CB01# | | | ±0.25pF | | GQM1555G2D2R5CB01# | |
| | 0.75pF | | ±0.05pF | GQM1555G2DR75WB01# | | | 2.6pF | ±0.05pF | GQM1555G2D2R6WB01# | |
| | | | ±0.1pF | GQM1555G2DR75BB01# | | | | ±0.1pF | GQM1555G2D2R6BB01# | |
| | | | ±0.25pF | GQM1555G2DR75CB01# | | | | ±0.25pF | GQM1555G2D2R6CB01# | |
| | 0.80pF | | ±0.05pF | GQM1555G2DR80WB01# | | | 2.7pF | ±0.05pF | GQM1555G2D2R7WB01# | |
| | | | ±0.1pF | GQM1555G2DR80BB01# | | | | ±0.1pF | GQM1555G2D2R7BB01# | |
| | | | ±0.25pF | GQM1555G2DR80CB01# | | | | ±0.25pF | GQM1555G2D2R7CB01# | |
| | 0.90pF | | ±0.05pF | GQM1555G2DR90WB01# | | | 2.8pF | ±0.05pF | GQM1555G2D2R8WB01# | |
| | | | ±0.1pF | GQM1555G2DR90BB01# | | | | ±0.1pF | GQM1555G2D2R8BB01# | |
| ±0.25pF | | | GQM1555G2DR90CB01# | ±0.25pF | GQM1555G2D2R8CB01# | | | | | |
| 1.0pF | ±0.05pF | | GQM1555G2D1R0WB01# | 2.9pF | ±0.05pF | GQM1555G2D2R9WB01# | | | | |
| | ±0.1pF | | GQM1555G2D1R0BB01# | | ±0.1pF | GQM1555G2D2R9BB01# | | | | |
| | ±0.25pF | | GQM1555G2D1R0CB01# | | ±0.25pF | GQM1555G2D2R9CB01# | | | | |
| 1.1pF | ±0.05pF | | GQM1555G2D1R1WB01# | 3.0pF | ±0.05pF | GQM1555G2D3R0WB01# | | | | |
| | ±0.1pF | | GQM1555G2D1R1BB01# | | ±0.1pF | GQM1555G2D3R0BB01# | | | | |
| | ±0.25pF | | GQM1555G2D1R1CB01# | | ±0.25pF | GQM1555G2D3R0CB01# | | | | |
| 1.2pF | ±0.05pF | | GQM1555G2D1R2WB01# | 3.1pF | ±0.05pF | GQM1555G2D3R1WB01# | | | | |
| | ±0.1pF | | GQM1555G2D1R2BB01# | | ±0.1pF | GQM1555G2D3R1BB01# | | | | |
| | ±0.25pF | | GQM1555G2D1R2CB01# | | ±0.1pF | GQM1555G2D3R1CB01# | | | | |
| 1.3pF | ±0.05pF | | GQM1555G2D1R3WB01# | | | | | | | |
| | ±0.1pF | | GQM1555G2D1R3BB01# | | | | | | | |

Part number # indicates the package specification code.

- GRM
- GR3
- GRJ
- GR4
- GJM
- GQM**
- GA2
- GA3 GB
- GA3 GD
- GA3 GF
- LLL
- LLA
- LLM
- LLR
- NFM
- GJ4
- ZRA
- ZRB
- KRM
- KR3
- GMA
- GMD
- ⚠Caution /Notice

GQM Series Temperature Compensating Type High Q Part Number List

(→ 1.0×0.5mm)

| Rated Voltage | TC Code | Cap. | Tol. | Part Number | Rated Voltage | TC Code | Cap. | Tol. | Part Number | | |
|---------------|---------|---------|---------|--------------------|---------------|---------|---------|--------------------|--------------------|---------|--------------------|
| 200Vdc | X8G | 3.1pF | ±0.25pF | GQM1555G2D3R1CB01# | 200Vdc | X8G | 4.9pF | ±0.25pF | GQM1555G2D4R9CB01# | | |
| | | | 3.2pF | ±0.05pF | | | | GQM1555G2D3R2WB01# | 5.0pF | ±0.05pF | GQM1555G2D5R0WB01# |
| | | | | ±0.1pF | | | | GQM1555G2D3R2BB01# | | ±0.1pF | GQM1555G2D5R0BB01# |
| | | ±0.25pF | | GQM1555G2D3R2CB01# | | | ±0.25pF | GQM1555G2D5R0CB01# | | | |
| | | 3.3pF | ±0.05pF | GQM1555G2D3R3WB01# | | | 5.1pF | ±0.05pF | GQM1555G2D5R1WB01# | | |
| | | | ±0.1pF | GQM1555G2D3R3BB01# | | | | ±0.1pF | GQM1555G2D5R1BB01# | | |
| | | | ±0.25pF | GQM1555G2D3R3CB01# | | | | ±0.25pF | GQM1555G2D5R1CB01# | | |
| | | 3.4pF | ±0.05pF | GQM1555G2D3R4WB01# | | | 5.2pF | ±0.05pF | GQM1555G2D5R2WB01# | | |
| | | | ±0.1pF | GQM1555G2D3R4BB01# | | | | ±0.1pF | GQM1555G2D5R2BB01# | | |
| | | | ±0.25pF | GQM1555G2D3R4CB01# | | | | ±0.25pF | GQM1555G2D5R2CB01# | | |
| | | 3.5pF | ±0.05pF | GQM1555G2D3R5WB01# | | | 5.3pF | ±0.05pF | GQM1555G2D5R3WB01# | | |
| | | | ±0.1pF | GQM1555G2D3R5BB01# | | | | ±0.1pF | GQM1555G2D5R3BB01# | | |
| | | | ±0.25pF | GQM1555G2D3R5CB01# | | | | ±0.25pF | GQM1555G2D5R3CB01# | | |
| | | 3.6pF | ±0.05pF | GQM1555G2D3R6WB01# | | | 5.4pF | ±0.05pF | GQM1555G2D5R4WB01# | | |
| | | | ±0.1pF | GQM1555G2D3R6BB01# | | | | ±0.1pF | GQM1555G2D5R4BB01# | | |
| | | | ±0.25pF | GQM1555G2D3R6CB01# | | | | ±0.25pF | GQM1555G2D5R4CB01# | | |
| | | 3.7pF | ±0.05pF | GQM1555G2D3R7WB01# | | | 5.5pF | ±0.05pF | GQM1555G2D5R5WB01# | | |
| | | | ±0.1pF | GQM1555G2D3R7BB01# | | | | ±0.1pF | GQM1555G2D5R5BB01# | | |
| | | | ±0.25pF | GQM1555G2D3R7CB01# | | | | ±0.25pF | GQM1555G2D5R5CB01# | | |
| | | 3.8pF | ±0.05pF | GQM1555G2D3R8WB01# | | | 5.6pF | ±0.05pF | GQM1555G2D5R6WB01# | | |
| | | | ±0.1pF | GQM1555G2D3R8BB01# | | | | ±0.1pF | GQM1555G2D5R6BB01# | | |
| | | | ±0.25pF | GQM1555G2D3R8CB01# | | | | ±0.25pF | GQM1555G2D5R6CB01# | | |
| | | 3.9pF | ±0.05pF | GQM1555G2D3R9WB01# | | | 5.7pF | ±0.05pF | GQM1555G2D5R7WB01# | | |
| | | | ±0.1pF | GQM1555G2D3R9BB01# | | | | ±0.1pF | GQM1555G2D5R7BB01# | | |
| | | | ±0.25pF | GQM1555G2D3R9CB01# | | | | ±0.25pF | GQM1555G2D5R7CB01# | | |
| | | 4.0pF | ±0.05pF | GQM1555G2D4R0WB01# | | | 5.8pF | ±0.05pF | GQM1555G2D5R8WB01# | | |
| | | | ±0.1pF | GQM1555G2D4R0BB01# | | | | ±0.1pF | GQM1555G2D5R8BB01# | | |
| | | | ±0.25pF | GQM1555G2D4R0CB01# | | | | ±0.25pF | GQM1555G2D5R8CB01# | | |
| | | 4.1pF | ±0.05pF | GQM1555G2D4R1WB01# | | | 5.9pF | ±0.05pF | GQM1555G2D5R9WB01# | | |
| | | | ±0.1pF | GQM1555G2D4R1BB01# | | | | ±0.1pF | GQM1555G2D5R9BB01# | | |
| | | | ±0.25pF | GQM1555G2D4R1CB01# | | | | ±0.25pF | GQM1555G2D5R9CB01# | | |
| | | 4.2pF | ±0.05pF | GQM1555G2D4R2WB01# | | | 6.0pF | ±0.05pF | GQM1555G2D6R0WB01# | | |
| | | | ±0.1pF | GQM1555G2D4R2BB01# | | | | ±0.1pF | GQM1555G2D6R0BB01# | | |
| | | | ±0.25pF | GQM1555G2D4R2CB01# | | | | ±0.25pF | GQM1555G2D6R0CB01# | | |
| | | 4.3pF | ±0.05pF | GQM1555G2D4R3WB01# | | | 6.1pF | ±0.05pF | GQM1555G2D6R1WB01# | | |
| | | | ±0.1pF | GQM1555G2D4R3BB01# | | | | ±0.1pF | GQM1555G2D6R1BB01# | | |
| | | | ±0.25pF | GQM1555G2D4R3CB01# | | | | ±0.25pF | GQM1555G2D6R1CB01# | | |
| | | 4.4pF | ±0.05pF | GQM1555G2D4R4WB01# | | | 6.2pF | ±0.05pF | GQM1555G2D6R2WB01# | | |
| | | | ±0.1pF | GQM1555G2D4R4BB01# | | | | ±0.1pF | GQM1555G2D6R2BB01# | | |
| | | | ±0.25pF | GQM1555G2D4R4CB01# | | | | ±0.25pF | GQM1555G2D6R2CB01# | | |
| | | 4.5pF | ±0.05pF | GQM1555G2D4R5WB01# | | | 6.3pF | ±0.05pF | GQM1555G2D6R3WB01# | | |
| | | | ±0.1pF | GQM1555G2D4R5BB01# | | | | ±0.1pF | GQM1555G2D6R3BB01# | | |
| | | | ±0.25pF | GQM1555G2D4R5CB01# | | | | ±0.25pF | GQM1555G2D6R3CB01# | | |
| | | 4.6pF | ±0.05pF | GQM1555G2D4R6WB01# | | | 6.4pF | ±0.05pF | GQM1555G2D6R4WB01# | | |
| | | | ±0.1pF | GQM1555G2D4R6BB01# | | | | ±0.1pF | GQM1555G2D6R4BB01# | | |
| | | | ±0.25pF | GQM1555G2D4R6CB01# | | | | ±0.25pF | GQM1555G2D6R4CB01# | | |
| | | 4.7pF | ±0.05pF | GQM1555G2D4R7WB01# | | | 6.5pF | ±0.05pF | GQM1555G2D6R5WB01# | | |
| | | | ±0.1pF | GQM1555G2D4R7BB01# | | | | ±0.1pF | GQM1555G2D6R5BB01# | | |
| | | | ±0.25pF | GQM1555G2D4R7CB01# | | | | ±0.25pF | GQM1555G2D6R5CB01# | | |
| | | 4.8pF | ±0.05pF | GQM1555G2D4R8WB01# | | | 6.6pF | ±0.05pF | GQM1555G2D6R6WB01# | | |
| | | | ±0.1pF | GQM1555G2D4R8BB01# | | | | ±0.1pF | GQM1555G2D6R6BB01# | | |
| | | | ±0.25pF | GQM1555G2D4R8CB01# | | | | ±0.25pF | GQM1555G2D6R6CB01# | | |
| | | 4.9pF | ±0.05pF | GQM1555G2D4R9WB01# | | | 6.7pF | ±0.05pF | GQM1555G2D6R7WB01# | | |
| | | | ±0.1pF | GQM1555G2D4R9BB01# | | | | ±0.1pF | GQM1555G2D6R7BB01# | | |

Part number # indicates the package specification code.

GRM
 GR3
 GRJ
 GR4
 GJM
GQM
 GA2
 GA3 GB
 GA3 GD
 GA3 GF
 LLL
 LLA
 LLM
 LLR
 NFM
 GJ4
 ZRA
 ZRB
 KRM
 KR3
 GMA
 GMD
 △Caution /Notice

GQM Series Temperature Compensating Type High Q Part Number List

(→ 1.0×0.5mm)

| Rated Voltage | TC Code | Cap. | Tol. | Part Number | Rated Voltage | TC Code | Cap. | Tol. | Part Number | | |
|---------------|--------------------|--------------------|---------|--------------------|--------------------|---------|---------|--------------------|--------------------|---------|--------------------|
| 200Vdc | X8G | 6.7pF | ±0.25pF | GQM1555G2D6R7CB01# | 200Vdc | X8G | 8.5pF | ±0.25pF | GQM1555G2D8R5CB01# | | |
| | | | 6.8pF | ±0.05pF | | | | GQM1555G2D6R8WB01# | 8.6pF | ±0.05pF | GQM1555G2D8R6WB01# |
| | | | | ±0.1pF | | | | GQM1555G2D6R8BB01# | | ±0.1pF | GQM1555G2D8R6BB01# |
| | | ±0.25pF | | GQM1555G2D6R8CB01# | | | ±0.25pF | GQM1555G2D8R6CB01# | | | |
| | | 6.9pF | ±0.05pF | GQM1555G2D6R9WB01# | | | 8.7pF | ±0.05pF | GQM1555G2D8R7WB01# | | |
| | | | ±0.1pF | GQM1555G2D6R9BB01# | | | | ±0.1pF | GQM1555G2D8R7BB01# | | |
| | | | ±0.25pF | GQM1555G2D6R9CB01# | | | | ±0.25pF | GQM1555G2D8R7CB01# | | |
| | | 7.0pF | ±0.05pF | GQM1555G2D7R0WB01# | | | 8.8pF | ±0.05pF | GQM1555G2D8R8WB01# | | |
| | | | ±0.1pF | GQM1555G2D7R0BB01# | | | | ±0.1pF | GQM1555G2D8R8BB01# | | |
| | | | ±0.25pF | GQM1555G2D7R0CB01# | | | | ±0.25pF | GQM1555G2D8R8CB01# | | |
| | | 7.1pF | ±0.05pF | GQM1555G2D7R1WB01# | | | 8.9pF | ±0.05pF | GQM1555G2D8R9WB01# | | |
| | | | ±0.1pF | GQM1555G2D7R1BB01# | | | | ±0.1pF | GQM1555G2D8R9BB01# | | |
| | | | ±0.25pF | GQM1555G2D7R1CB01# | | | | ±0.25pF | GQM1555G2D8R9CB01# | | |
| | | 7.2pF | ±0.05pF | GQM1555G2D7R2WB01# | | | 9.0pF | ±0.05pF | GQM1555G2D9R0WB01# | | |
| | | | ±0.1pF | GQM1555G2D7R2BB01# | | | | ±0.1pF | GQM1555G2D9R0BB01# | | |
| | | | ±0.25pF | GQM1555G2D7R2CB01# | | | | ±0.25pF | GQM1555G2D9R0CB01# | | |
| | | 7.3pF | ±0.05pF | GQM1555G2D7R3WB01# | | | 9.1pF | ±0.05pF | GQM1555G2D9R1WB01# | | |
| | | | ±0.1pF | GQM1555G2D7R3BB01# | | | | ±0.1pF | GQM1555G2D9R1BB01# | | |
| | | | ±0.25pF | GQM1555G2D7R3CB01# | | | | ±0.25pF | GQM1555G2D9R1CB01# | | |
| | | 7.4pF | ±0.05pF | GQM1555G2D7R4WB01# | | | 9.2pF | ±0.05pF | GQM1555G2D9R2WB01# | | |
| | | | ±0.1pF | GQM1555G2D7R4BB01# | | | | ±0.1pF | GQM1555G2D9R2BB01# | | |
| | | | ±0.25pF | GQM1555G2D7R4CB01# | | | | ±0.25pF | GQM1555G2D9R2CB01# | | |
| | | 7.5pF | ±0.05pF | GQM1555G2D7R5WB01# | | | 9.3pF | ±0.05pF | GQM1555G2D9R3WB01# | | |
| | | | ±0.1pF | GQM1555G2D7R5BB01# | | | | ±0.1pF | GQM1555G2D9R3BB01# | | |
| | | | ±0.25pF | GQM1555G2D7R5CB01# | | | | ±0.25pF | GQM1555G2D9R3CB01# | | |
| | | 7.6pF | ±0.05pF | GQM1555G2D7R6WB01# | | | 9.4pF | ±0.05pF | GQM1555G2D9R4WB01# | | |
| | | | ±0.1pF | GQM1555G2D7R6BB01# | | | | ±0.1pF | GQM1555G2D9R4BB01# | | |
| | | | ±0.25pF | GQM1555G2D7R6CB01# | | | | ±0.25pF | GQM1555G2D9R4CB01# | | |
| | | 7.7pF | ±0.05pF | GQM1555G2D7R7WB01# | | | 9.5pF | ±0.05pF | GQM1555G2D9R5WB01# | | |
| | | | ±0.1pF | GQM1555G2D7R7BB01# | | | | ±0.1pF | GQM1555G2D9R5BB01# | | |
| | | | ±0.25pF | GQM1555G2D7R7CB01# | | | | ±0.25pF | GQM1555G2D9R5CB01# | | |
| | | 7.8pF | ±0.05pF | GQM1555G2D7R8WB01# | | | 9.6pF | ±0.05pF | GQM1555G2D9R6WB01# | | |
| | | | ±0.1pF | GQM1555G2D7R8BB01# | | | | ±0.1pF | GQM1555G2D9R6BB01# | | |
| | | | ±0.25pF | GQM1555G2D7R8CB01# | | | | ±0.25pF | GQM1555G2D9R6CB01# | | |
| | | 7.9pF | ±0.05pF | GQM1555G2D7R9WB01# | | | 9.7pF | ±0.05pF | GQM1555G2D9R7WB01# | | |
| | | | ±0.1pF | GQM1555G2D7R9BB01# | | | | ±0.1pF | GQM1555G2D9R7BB01# | | |
| | | | ±0.25pF | GQM1555G2D7R9CB01# | | | | ±0.25pF | GQM1555G2D9R7CB01# | | |
| | | 8.0pF | ±0.05pF | GQM1555G2D8R0WB01# | | | 9.8pF | ±0.05pF | GQM1555G2D9R8WB01# | | |
| | | | ±0.1pF | GQM1555G2D8R0BB01# | | | | ±0.1pF | GQM1555G2D9R8BB01# | | |
| | | | ±0.25pF | GQM1555G2D8R0CB01# | | | | ±0.25pF | GQM1555G2D9R8CB01# | | |
| | | 8.1pF | ±0.05pF | GQM1555G2D8R1WB01# | | | 9.9pF | ±0.05pF | GQM1555G2D9R9WB01# | | |
| | | | ±0.1pF | GQM1555G2D8R1BB01# | | | | ±0.1pF | GQM1555G2D9R9BB01# | | |
| | | | ±0.25pF | GQM1555G2D8R1CB01# | | | | ±0.25pF | GQM1555G2D9R9CB01# | | |
| | | 8.2pF | ±0.05pF | GQM1555G2D8R2WB01# | | | 10pF | ±1% | GQM1555G2D100FB01# | | |
| | | | ±0.1pF | GQM1555G2D8R2BB01# | | | | ±2% | GQM1555G2D100GB01# | | |
| | | | ±0.25pF | GQM1555G2D8R2CB01# | | | | ±5% | GQM1555G2D100JB01# | | |
| | | 8.3pF | ±0.05pF | GQM1555G2D8R3WB01# | | | 11pF | ±1% | GQM1555G2D110FB01# | | |
| | | | ±0.1pF | GQM1555G2D8R3BB01# | | | | ±2% | GQM1555G2D110GB01# | | |
| ±0.25pF | GQM1555G2D8R3CB01# | | ±5% | GQM1555G2D110JB01# | | | | | | | |
| 8.4pF | ±0.05pF | GQM1555G2D8R4WB01# | 12pF | ±1% | GQM1555G2D120FB01# | | | | | | |
| | ±0.1pF | GQM1555G2D8R4BB01# | | ±2% | GQM1555G2D120GB01# | | | | | | |
| | ±0.25pF | GQM1555G2D8R4CB01# | | ±5% | GQM1555G2D120JB01# | | | | | | |
| 8.5pF | ±0.05pF | GQM1555G2D8R5WB01# | 13pF | ±1% | GQM1555G2D130FB01# | | | | | | |
| | ±0.1pF | GQM1555G2D8R5BB01# | | ±2% | GQM1555G2D130GB01# | | | | | | |

Part number # indicates the package specification code.

GRM
 GR3
 GRJ
 GR4
 GJM
GQM
 GA2
 GA3 GB
 GA3 GD
 GA3 GF
 LLL
 LLA
 LLM
 LLR
 NFM
 GJ4
 ZRA
 ZRB
 KRM
 KR3
 GMA
 GMD
 △Caution /Notice

GQM Series Temperature Compensating Type High Q Part Number List

(→ 1.0×0.5mm)

| Rated Voltage | TC Code | Cap. | Tol. | Part Number | |
|---------------|---------|------|------|--------------------|--------------------|
| 200Vdc | X8G | 13pF | ±5% | GQM1555G2D130JB01# | |
| | | | ±1% | GQM1555G2D150FB01# | |
| | | | | ±2% | GQM1555G2D150GB01# |
| | | | | ±5% | GQM1555G2D150JB01# |
| | | 16pF | ±1% | GQM1555G2D160FB01# | |
| | | | ±2% | GQM1555G2D160GB01# | |
| | | | ±5% | GQM1555G2D160JB01# | |
| | | 18pF | ±1% | GQM1555G2D180FB01# | |
| | | | ±2% | GQM1555G2D180GB01# | |
| | | | ±5% | GQM1555G2D180JB01# | |
| | | 20pF | ±1% | GQM1555G2D200FB01# | |
| | | | ±2% | GQM1555G2D200GB01# | |
| | | | ±5% | GQM1555G2D200JB01# | |
| | | 22pF | ±1% | GQM1555G2D220FB01# | |
| | | | ±2% | GQM1555G2D220GB01# | |
| | | | ±5% | GQM1555G2D220JB01# | |
| | | 24pF | ±1% | GQM1555G2D240FB01# | |
| | | | ±2% | GQM1555G2D240GB01# | |
| | | | ±5% | GQM1555G2D240JB01# | |
| | | 27pF | ±1% | GQM1555G2D270FB01# | |
| | | | ±2% | GQM1555G2D270GB01# | |
| | | | ±5% | GQM1555G2D270JB01# | |
| | | 30pF | ±1% | GQM1555G2D300FB01# | |
| | | | ±2% | GQM1555G2D300GB01# | |
| | | | ±5% | GQM1555G2D300JB01# | |
| | | 33pF | ±1% | GQM1555G2D330FB01# | |
| | | | ±2% | GQM1555G2D330GB01# | |
| | | | ±5% | GQM1555G2D330JB01# | |

1.6×0.8mm

| Rated Voltage | TC Code | Cap. | Tol. | Part Number |
|---------------|---------|--------|---------|--------------------|
| 250Vdc | COG | 0.10pF | ±0.05pF | GQM1875C2ER10WB12# |
| | | | ±0.1pF | GQM1875C2ER10BB12# |
| | | 0.20pF | ±0.05pF | GQM1875C2ER20WB12# |
| | | | ±0.1pF | GQM1875C2ER20BB12# |
| | | 0.30pF | ±0.05pF | GQM1875C2ER30WB12# |
| | | | ±0.1pF | GQM1875C2ER30BB12# |
| | | | ±0.25pF | GQM1875C2ER30CB12# |
| | | 0.40pF | ±0.05pF | GQM1875C2ER40WB12# |
| | | | ±0.1pF | GQM1875C2ER40BB12# |
| | | | ±0.25pF | GQM1875C2ER40CB12# |
| | | 0.50pF | ±0.05pF | GQM1875C2ER50WB12# |
| | | | ±0.1pF | GQM1875C2ER50BB12# |
| | | | ±0.25pF | GQM1875C2ER50CB12# |
| | | | ±0.5pF | GQM1875C2ER50DB12# |
| | | 0.60pF | ±0.05pF | GQM1875C2ER60WB12# |
| | | | ±0.1pF | GQM1875C2ER60BB12# |
| | | | ±0.25pF | GQM1875C2ER60CB12# |
| | | | ±0.5pF | GQM1875C2ER60DB12# |
| | | 0.70pF | ±0.05pF | GQM1875C2ER70WB12# |
| | | | ±0.1pF | GQM1875C2ER70BB12# |
| | | | ±0.25pF | GQM1875C2ER70CB12# |
| | | | ±0.5pF | GQM1875C2ER70DB12# |

| Rated Voltage | TC Code | Cap. | Tol. | Part Number |
|---------------|---------|--------|---------|--------------------|
| 250Vdc | COG | 0.70pF | ±0.5pF | GQM1875C2ER70DB12# |
| | | | ±0.05pF | GQM1875C2ER75WB12# |
| | | 0.75pF | ±0.1pF | GQM1875C2ER75BB12# |
| | | | ±0.25pF | GQM1875C2ER75CB12# |
| | | | ±0.5pF | GQM1875C2ER75DB12# |
| | | | ±0.05pF | GQM1875C2ER80WB12# |
| | | 0.80pF | ±0.1pF | GQM1875C2ER80BB12# |
| | | | ±0.25pF | GQM1875C2ER80CB12# |
| | | | ±0.5pF | GQM1875C2ER80DB12# |
| | | 0.90pF | ±0.05pF | GQM1875C2ER90WB12# |
| | | | ±0.1pF | GQM1875C2ER90BB12# |
| | | | ±0.25pF | GQM1875C2ER90CB12# |
| | | | ±0.5pF | GQM1875C2ER90DB12# |
| | | 1.0pF | ±0.05pF | GQM1875C2E1R0WB12# |
| | | | ±0.1pF | GQM1875C2E1R0BB12# |
| | | | ±0.25pF | GQM1875C2E1R0CB12# |
| | | | ±0.5pF | GQM1875C2E1R0DB12# |
| | | 1.1pF | ±0.05pF | GQM1875C2E1R1WB12# |
| | | | ±0.1pF | GQM1875C2E1R1BB12# |
| | | | ±0.25pF | GQM1875C2E1R1CB12# |
| | | 1.2pF | ±0.05pF | GQM1875C2E1R1DB12# |
| | | | ±0.1pF | GQM1875C2E1R2WB12# |
| | | | ±0.25pF | GQM1875C2E1R2BB12# |
| | | 1.3pF | ±0.05pF | GQM1875C2E1R2CB12# |
| | | | ±0.1pF | GQM1875C2E1R2DB12# |
| | | | ±0.25pF | GQM1875C2E1R2WB12# |
| | | 1.4pF | ±0.05pF | GQM1875C2E1R3WB12# |
| | | | ±0.1pF | GQM1875C2E1R3BB12# |
| | | | ±0.25pF | GQM1875C2E1R3CB12# |
| | | 1.5pF | ±0.05pF | GQM1875C2E1R3DB12# |
| | | | ±0.1pF | GQM1875C2E1R4WB12# |
| | | | ±0.25pF | GQM1875C2E1R4BB12# |
| | | 1.6pF | ±0.05pF | GQM1875C2E1R4CB12# |
| | | | ±0.1pF | GQM1875C2E1R4DB12# |
| | | | ±0.25pF | GQM1875C2E1R5WB12# |
| | | 1.7pF | ±0.05pF | GQM1875C2E1R5BB12# |
| | | | ±0.1pF | GQM1875C2E1R5CB12# |
| | | | ±0.25pF | GQM1875C2E1R5DB12# |
| | | 1.8pF | ±0.05pF | GQM1875C2E1R6WB12# |
| | | | ±0.1pF | GQM1875C2E1R6BB12# |
| | | | ±0.25pF | GQM1875C2E1R6CB12# |
| | | 1.9pF | ±0.05pF | GQM1875C2E1R6DB12# |
| | | | ±0.1pF | GQM1875C2E1R7WB12# |
| | | | ±0.25pF | GQM1875C2E1R7BB12# |
| | | 2.0pF | ±0.05pF | GQM1875C2E1R7CB12# |
| | | | ±0.1pF | GQM1875C2E1R7DB12# |
| | | | ±0.25pF | GQM1875C2E1R8WB12# |
| | | 2.0pF | ±0.05pF | GQM1875C2E1R8BB12# |
| | | | ±0.1pF | GQM1875C2E1R8CB12# |
| | | | ±0.25pF | GQM1875C2E1R8DB12# |
| | | 2.0pF | ±0.05pF | GQM1875C2E1R9WB12# |
| | | | ±0.1pF | GQM1875C2E1R9BB12# |
| | | | ±0.25pF | GQM1875C2E1R9CB12# |
| | | 2.0pF | ±0.05pF | GQM1875C2E1R9DB12# |
| | | | ±0.1pF | GQM1875C2E1R0WB12# |
| | | | ±0.25pF | GQM1875C2E1R0CB12# |

Part number # indicates the package specification code.

GQM Series Temperature Compensating Type High Q Part Number List

(→ 1.6×0.8mm)

| Rated Voltage | TC Code | Cap. | Tol. | Part Number | Rated Voltage | TC Code | Cap. | Tol. | Part Number | |
|---------------|---------|--------|--------------------|--------------------|---------------|---------|---------|--------------------|--------------------|--------------------|
| 250Vdc | COG | 2.0pF | ±0.1pF | GQM1875C2E2R0BB12# | 250Vdc | COG | 3.3pF | ±0.5pF | GQM1875C2E3R3DB12# | |
| | | | ±0.25pF | GQM1875C2E2R0CB12# | | | | 3.4pF | ±0.05pF | GQM1875C2E3R4WB12# |
| | | | ±0.5pF | GQM1875C2E2R0DB12# | | | | | ±0.1pF | GQM1875C2E3R4BB12# |
| | | 2.1pF | ±0.05pF | GQM1875C2E2R1WB12# | | | ±0.25pF | | GQM1875C2E3R4CB12# | |
| | | | ±0.1pF | GQM1875C2E2R1BB12# | | | ±0.5pF | GQM1875C2E3R4DB12# | | |
| | | | ±0.25pF | GQM1875C2E2R1CB12# | | | 3.5pF | ±0.05pF | GQM1875C2E3R5WB12# | |
| | | ±0.5pF | GQM1875C2E2R1DB12# | ±0.1pF | | | | GQM1875C2E3R5BB12# | | |
| | | 2.2pF | ±0.05pF | GQM1875C2E2R2WB12# | | | | ±0.25pF | GQM1875C2E3R5CB12# | |
| | | | ±0.1pF | GQM1875C2E2R2BB12# | | | ±0.5pF | GQM1875C2E3R5DB12# | | |
| | | | ±0.25pF | GQM1875C2E2R2CB12# | | | 3.6pF | ±0.05pF | GQM1875C2E3R6WB12# | |
| | | ±0.5pF | GQM1875C2E2R2DB12# | ±0.1pF | | | | GQM1875C2E3R6BB12# | | |
| | | 2.3pF | ±0.05pF | GQM1875C2E2R3WB12# | | | | ±0.25pF | GQM1875C2E3R6CB12# | |
| | | | ±0.1pF | GQM1875C2E2R3BB12# | | | ±0.5pF | GQM1875C2E3R6DB12# | | |
| | | | ±0.25pF | GQM1875C2E2R3CB12# | | | 3.7pF | ±0.05pF | GQM1875C2E3R7WB12# | |
| | | ±0.5pF | GQM1875C2E2R3DB12# | ±0.1pF | | | | GQM1875C2E3R7BB12# | | |
| | | 2.4pF | ±0.05pF | GQM1875C2E2R4WB12# | | | | ±0.25pF | GQM1875C2E3R7CB12# | |
| | | | ±0.1pF | GQM1875C2E2R4BB12# | | | ±0.5pF | GQM1875C2E3R7DB12# | | |
| | | | ±0.25pF | GQM1875C2E2R4CB12# | | | 3.8pF | ±0.05pF | GQM1875C2E3R8WB12# | |
| | | ±0.5pF | GQM1875C2E2R4DB12# | ±0.1pF | | | | GQM1875C2E3R8BB12# | | |
| | | 2.5pF | ±0.05pF | GQM1875C2E2R5WB12# | | | | ±0.25pF | GQM1875C2E3R8CB12# | |
| | | | ±0.1pF | GQM1875C2E2R5BB12# | | | ±0.5pF | GQM1875C2E3R8DB12# | | |
| | | | ±0.25pF | GQM1875C2E2R5CB12# | | | 3.9pF | ±0.05pF | GQM1875C2E3R9WB12# | |
| | | ±0.5pF | GQM1875C2E2R5DB12# | ±0.1pF | | | | GQM1875C2E3R9BB12# | | |
| | | 2.6pF | ±0.05pF | GQM1875C2E2R6WB12# | | | | ±0.25pF | GQM1875C2E3R9CB12# | |
| | | | ±0.1pF | GQM1875C2E2R6BB12# | | | ±0.5pF | GQM1875C2E3R9DB12# | | |
| | | | ±0.25pF | GQM1875C2E2R6CB12# | | | 4.0pF | ±0.05pF | GQM1875C2E4R0WB12# | |
| | | ±0.5pF | GQM1875C2E2R6DB12# | ±0.1pF | | | | GQM1875C2E4R0BB12# | | |
| | | 2.7pF | ±0.05pF | GQM1875C2E2R7WB12# | | | | ±0.25pF | GQM1875C2E4R0CB12# | |
| | | | ±0.1pF | GQM1875C2E2R7BB12# | | | ±0.5pF | GQM1875C2E4R0DB12# | | |
| | | | ±0.25pF | GQM1875C2E2R7CB12# | | | 4.1pF | ±0.05pF | GQM1875C2E4R1WB12# | |
| | | ±0.5pF | GQM1875C2E2R7DB12# | ±0.1pF | | | | GQM1875C2E4R1BB12# | | |
| | | 2.8pF | ±0.05pF | GQM1875C2E2R8WB12# | | | | ±0.25pF | GQM1875C2E4R1CB12# | |
| | | | ±0.1pF | GQM1875C2E2R8BB12# | | | ±0.5pF | GQM1875C2E4R1DB12# | | |
| | | | ±0.25pF | GQM1875C2E2R8CB12# | | | 4.2pF | ±0.05pF | GQM1875C2E4R2WB12# | |
| | | ±0.5pF | GQM1875C2E2R8DB12# | ±0.1pF | | | | GQM1875C2E4R2BB12# | | |
| | | 2.9pF | ±0.05pF | GQM1875C2E2R9WB12# | | | | ±0.25pF | GQM1875C2E4R2CB12# | |
| | | | ±0.1pF | GQM1875C2E2R9BB12# | | | ±0.5pF | GQM1875C2E4R2DB12# | | |
| | | | ±0.25pF | GQM1875C2E2R9CB12# | | | 4.3pF | ±0.05pF | GQM1875C2E4R3WB12# | |
| | | ±0.5pF | GQM1875C2E2R9DB12# | ±0.1pF | | | | GQM1875C2E4R3BB12# | | |
| | | 3.0pF | ±0.05pF | GQM1875C2E3R0WB12# | | | | ±0.25pF | GQM1875C2E4R3CB12# | |
| | | | ±0.1pF | GQM1875C2E3R0BB12# | | | ±0.5pF | GQM1875C2E4R3DB12# | | |
| | | | ±0.25pF | GQM1875C2E3R0CB12# | | | 4.4pF | ±0.05pF | GQM1875C2E4R4WB12# | |
| | | ±0.5pF | GQM1875C2E3R0DB12# | ±0.1pF | | | | GQM1875C2E4R4BB12# | | |
| | | 3.1pF | ±0.05pF | GQM1875C2E3R1WB12# | | | | ±0.25pF | GQM1875C2E4R4CB12# | |
| | | | ±0.1pF | GQM1875C2E3R1BB12# | | | ±0.5pF | GQM1875C2E4R4DB12# | | |
| | | | ±0.25pF | GQM1875C2E3R1CB12# | | | 4.5pF | ±0.05pF | GQM1875C2E4R5WB12# | |
| | | ±0.5pF | GQM1875C2E3R1DB12# | ±0.1pF | | | | GQM1875C2E4R5BB12# | | |
| | | 3.2pF | ±0.05pF | GQM1875C2E3R2WB12# | | | | ±0.25pF | GQM1875C2E4R5CB12# | |
| | | | ±0.1pF | GQM1875C2E3R2BB12# | | | ±0.5pF | GQM1875C2E4R5DB12# | | |
| | | | ±0.25pF | GQM1875C2E3R2CB12# | | | 4.6pF | ±0.05pF | GQM1875C2E4R6WB12# | |
| | | ±0.5pF | GQM1875C2E3R2DB12# | ±0.1pF | | | | GQM1875C2E4R6BB12# | | |
| | | 3.3pF | ±0.05pF | GQM1875C2E3R3WB12# | | | | ±0.25pF | GQM1875C2E4R6CB12# | |
| | | | ±0.1pF | GQM1875C2E3R3BB12# | | | ±0.5pF | GQM1875C2E4R6DB12# | | |
| | | | ±0.25pF | GQM1875C2E3R3CB12# | | | 4.7pF | ±0.05pF | GQM1875C2E4R7WB12# | |

- GRM
- GR3
- GRJ
- GR4
- GJM
- GQM**
- GA2
- GA3 GB
- GA3 GD
- GA3 GF
- LLL
- LLA
- LLM
- LLR
- NFM
- GJ4
- ZRA
- ZRB
- KRM
- KR3
- GMA
- GMD
- △Caution / Notice

Part number # indicates the package specification code.

GQM Series Temperature Compensating Type High Q Part Number List

(→ 1.6×0.8mm)

| Rated Voltage | TC Code | Cap. | Tol. | Part Number | Rated Voltage | TC Code | Cap. | Tol. | Part Number | | | |
|---------------|---------|---------|--------------------|--------------------|---------------|---------|--------------------|---------|--------------------|--------------------|--------------------|--------------------|
| 250Vdc | COG | 4.7pF | ±0.1pF | GQM1875C2E4R7BB12# | 250Vdc | COG | 6.0pF | ±0.5pF | GQM1875C2E6R0DB12# | | | |
| | | | ±0.25pF | GQM1875C2E4R7CB12# | | | | 6.1pF | ±0.05pF | GQM1875C2E6R1WB12# | | |
| | | | ±0.5pF | GQM1875C2E4R7DB12# | | | | | ±0.1pF | GQM1875C2E6R1BB12# | | |
| | | ±0.05pF | GQM1875C2E4R8WB12# | ±0.25pF | | | GQM1875C2E6R1CB12# | | | | | |
| | | ±0.1pF | GQM1875C2E4R8BB12# | ±0.5pF | | | GQM1875C2E6R1DB12# | 6.2pF | ±0.05pF | GQM1875C2E6R2WB12# | | |
| | | ±0.25pF | GQM1875C2E4R8CB12# | ±0.1pF | | | GQM1875C2E6R2BB12# | | ±0.25pF | GQM1875C2E6R2CB12# | | |
| | | ±0.5pF | GQM1875C2E4R8DB12# | ±0.5pF | | | GQM1875C2E6R2DB12# | | 6.3pF | ±0.05pF | GQM1875C2E6R3WB12# | |
| | | ±0.05pF | GQM1875C2E4R9WB12# | ±0.1pF | | | GQM1875C2E6R3BB12# | ±0.1pF | | GQM1875C2E6R3CB12# | | |
| | | ±0.1pF | GQM1875C2E4R9BB12# | ±0.25pF | | | GQM1875C2E6R3DB12# | 6.4pF | | ±0.05pF | GQM1875C2E6R4WB12# | |
| | | ±0.25pF | GQM1875C2E4R9CB12# | ±0.5pF | | | GQM1875C2E6R4BB12# | | ±0.1pF | GQM1875C2E6R4CB12# | | |
| | | ±0.5pF | GQM1875C2E4R9DB12# | ±0.25pF | | | GQM1875C2E6R4CB12# | | ±0.5pF | GQM1875C2E6R4DB12# | | |
| | | 5.0pF | ±0.05pF | GQM1875C2E5R0WB12# | | | 6.5pF | ±0.05pF | GQM1875C2E6R5WB12# | 6.5pF | ±0.05pF | GQM1875C2E6R5WB12# |
| | | | ±0.1pF | GQM1875C2E5R0BB12# | | | | ±0.1pF | GQM1875C2E6R5BB12# | | ±0.1pF | GQM1875C2E6R5BB12# |
| | | | ±0.25pF | GQM1875C2E5R0CB12# | | | | ±0.25pF | GQM1875C2E6R5CB12# | | ±0.25pF | GQM1875C2E6R5CB12# |
| | | 5.1pF | ±0.05pF | GQM1875C2E5R1WB12# | | | 6.6pF | ±0.05pF | GQM1875C2E6R6WB12# | 6.6pF | ±0.05pF | GQM1875C2E6R6WB12# |
| | | | ±0.1pF | GQM1875C2E5R1BB12# | | | | ±0.1pF | GQM1875C2E6R6BB12# | | ±0.1pF | GQM1875C2E6R6BB12# |
| | | | ±0.25pF | GQM1875C2E5R1CB12# | | | | ±0.25pF | GQM1875C2E6R6CB12# | | ±0.25pF | GQM1875C2E6R6CB12# |
| | | 5.2pF | ±0.05pF | GQM1875C2E5R2WB12# | | | 6.7pF | ±0.05pF | GQM1875C2E6R7WB12# | 6.7pF | ±0.05pF | GQM1875C2E6R7WB12# |
| | | | ±0.1pF | GQM1875C2E5R2BB12# | | | | ±0.1pF | GQM1875C2E6R7BB12# | | ±0.1pF | GQM1875C2E6R7BB12# |
| | | | ±0.25pF | GQM1875C2E5R2CB12# | | | | ±0.25pF | GQM1875C2E6R7CB12# | | ±0.25pF | GQM1875C2E6R7CB12# |
| | | 5.3pF | ±0.05pF | GQM1875C2E5R3WB12# | | | 6.8pF | ±0.05pF | GQM1875C2E6R8WB12# | 6.8pF | ±0.05pF | GQM1875C2E6R8WB12# |
| | | | ±0.1pF | GQM1875C2E5R3BB12# | | | | ±0.1pF | GQM1875C2E6R8BB12# | | ±0.1pF | GQM1875C2E6R8BB12# |
| | | | ±0.25pF | GQM1875C2E5R3CB12# | | | | ±0.25pF | GQM1875C2E6R8CB12# | | ±0.25pF | GQM1875C2E6R8CB12# |
| | | 5.4pF | ±0.05pF | GQM1875C2E5R4WB12# | | | 6.9pF | ±0.05pF | GQM1875C2E6R9WB12# | 6.9pF | ±0.05pF | GQM1875C2E6R9WB12# |
| | | | ±0.1pF | GQM1875C2E5R4BB12# | | | | ±0.1pF | GQM1875C2E6R9BB12# | | ±0.1pF | GQM1875C2E6R9BB12# |
| | | | ±0.25pF | GQM1875C2E5R4CB12# | | | | ±0.25pF | GQM1875C2E6R9CB12# | | ±0.25pF | GQM1875C2E6R9CB12# |
| | | 5.5pF | ±0.05pF | GQM1875C2E5R5WB12# | | | 7.0pF | ±0.05pF | GQM1875C2E7R0WB12# | 7.0pF | ±0.05pF | GQM1875C2E7R0WB12# |
| | | | ±0.1pF | GQM1875C2E5R5BB12# | | | | ±0.1pF | GQM1875C2E7R0BB12# | | ±0.1pF | GQM1875C2E7R0BB12# |
| | | | ±0.25pF | GQM1875C2E5R5CB12# | | | | ±0.25pF | GQM1875C2E7R0CB12# | | ±0.25pF | GQM1875C2E7R0CB12# |
| | | 5.6pF | ±0.05pF | GQM1875C2E5R6WB12# | | | 7.1pF | ±0.05pF | GQM1875C2E7R1WB12# | 7.1pF | ±0.05pF | GQM1875C2E7R1WB12# |
| | | | ±0.1pF | GQM1875C2E5R6BB12# | | | | ±0.1pF | GQM1875C2E7R1BB12# | | ±0.1pF | GQM1875C2E7R1BB12# |
| | | | ±0.25pF | GQM1875C2E5R6CB12# | | | | ±0.25pF | GQM1875C2E7R1CB12# | | ±0.25pF | GQM1875C2E7R1CB12# |
| | | 5.7pF | ±0.05pF | GQM1875C2E5R7WB12# | | | 7.2pF | ±0.05pF | GQM1875C2E7R2WB12# | 7.2pF | ±0.05pF | GQM1875C2E7R2WB12# |
| | | | ±0.1pF | GQM1875C2E5R7BB12# | | | | ±0.1pF | GQM1875C2E7R2BB12# | | ±0.1pF | GQM1875C2E7R2BB12# |
| | | | ±0.25pF | GQM1875C2E5R7CB12# | | | | ±0.25pF | GQM1875C2E7R2CB12# | | ±0.25pF | GQM1875C2E7R2CB12# |
| | | 5.8pF | ±0.05pF | GQM1875C2E5R8WB12# | | | 7.3pF | ±0.05pF | GQM1875C2E7R3WB12# | 7.3pF | ±0.05pF | GQM1875C2E7R3WB12# |
| | | | ±0.1pF | GQM1875C2E5R8BB12# | | | | ±0.1pF | GQM1875C2E7R3BB12# | | ±0.1pF | GQM1875C2E7R3BB12# |
| | | | ±0.25pF | GQM1875C2E5R8CB12# | | | | ±0.25pF | GQM1875C2E7R3CB12# | | ±0.25pF | GQM1875C2E7R3CB12# |
| | | 5.9pF | ±0.05pF | GQM1875C2E5R9WB12# | | | 7.4pF | ±0.05pF | GQM1875C2E7R4WB12# | 7.4pF | ±0.05pF | GQM1875C2E7R4WB12# |
| | | | ±0.1pF | GQM1875C2E5R9BB12# | | | | ±0.1pF | GQM1875C2E7R4BB12# | | ±0.1pF | GQM1875C2E7R4BB12# |
| | | | ±0.25pF | GQM1875C2E5R9CB12# | | | | ±0.25pF | GQM1875C2E7R4CB12# | | ±0.25pF | GQM1875C2E7R4CB12# |
| | | 6.0pF | ±0.05pF | GQM1875C2E6R0WB12# | | | | | | | | |
| | | | ±0.1pF | GQM1875C2E6R0BB12# | | | | | | | | |
| | | | ±0.25pF | GQM1875C2E6R0CB12# | | | | | | | | |

- GRM
- GR3
- GRJ
- GR4
- GJM
- GQM**
- GA2
- GA3 GB
- GA3 GD
- GA3 GF
- LLL
- LLA
- LLM
- LLR
- NFM
- GJ4
- ZRA
- ZRB
- KRM
- KR3
- GMA
- GMD
- ⚠Caution /Notice

Part number # indicates the package specification code.

GQM Series Temperature Compensating Type High Q Part Number List

(→ 1.6×0.8mm)

| Rated Voltage | TC Code | Cap. | Tol. | Part Number | Rated Voltage | TC Code | Cap. | Tol. | Part Number | |
|---------------|---------|--------|--------------------|--------------------|---------------|---------|--------------------|--------------------|--------------------|--------------------|
| 250Vdc | COG | 7.4pF | ±0.1pF | GQM1875C2E7R4BB12# | 250Vdc | COG | 8.7pF | ±0.5pF | GQM1875C2E8R7DB12# | |
| | | | ±0.25pF | GQM1875C2E7R4CB12# | | | | 8.8pF | ±0.05pF | GQM1875C2E8R8WB12# |
| | | | ±0.5pF | GQM1875C2E7R4DB12# | | | | | ±0.1pF | GQM1875C2E8R8BB12# |
| | | 7.5pF | ±0.05pF | GQM1875C2E7R5WB12# | | | ±0.25pF | | GQM1875C2E8R8CB12# | |
| | | | ±0.1pF | GQM1875C2E7R5BB12# | | | ±0.5pF | GQM1875C2E8R8DB12# | | |
| | | | ±0.25pF | GQM1875C2E7R5CB12# | | | 8.9pF | ±0.05pF | GQM1875C2E8R9WB12# | |
| | | ±0.5pF | GQM1875C2E7R5DB12# | ±0.1pF | | | | GQM1875C2E8R9BB12# | | |
| | | 7.6pF | ±0.05pF | GQM1875C2E7R6WB12# | | | | ±0.25pF | GQM1875C2E8R9CB12# | |
| | | | ±0.1pF | GQM1875C2E7R6BB12# | | | ±0.5pF | GQM1875C2E8R9DB12# | | |
| | | | ±0.25pF | GQM1875C2E7R6CB12# | | | 9.0pF | ±0.05pF | GQM1875C2E9R0WB12# | |
| | | ±0.5pF | GQM1875C2E7R6DB12# | ±0.1pF | | | | GQM1875C2E9R0BB12# | | |
| | | 7.7pF | ±0.05pF | GQM1875C2E7R7WB12# | | | | ±0.25pF | GQM1875C2E9R0CB12# | |
| | | | ±0.1pF | GQM1875C2E7R7BB12# | | | ±0.5pF | GQM1875C2E9R0DB12# | | |
| | | | ±0.25pF | GQM1875C2E7R7CB12# | | | 9.1pF | ±0.05pF | GQM1875C2E9R1WB12# | |
| | | ±0.5pF | GQM1875C2E7R7DB12# | ±0.1pF | | | | GQM1875C2E9R1BB12# | | |
| | | 7.8pF | ±0.05pF | GQM1875C2E7R8WB12# | | | | ±0.25pF | GQM1875C2E9R1CB12# | |
| | | | ±0.1pF | GQM1875C2E7R8BB12# | | | ±0.5pF | GQM1875C2E9R1DB12# | | |
| | | | ±0.25pF | GQM1875C2E7R8CB12# | | | 9.2pF | ±0.1pF | GQM1875C2E9R2BB12# | |
| | | ±0.5pF | GQM1875C2E7R8DB12# | ±0.25pF | | | | GQM1875C2E9R2CB12# | | |
| | | 7.9pF | ±0.05pF | GQM1875C2E7R9WB12# | | | | ±0.5pF | GQM1875C2E9R2DB12# | |
| | | | ±0.1pF | GQM1875C2E7R9BB12# | | | 9.3pF | ±0.1pF | GQM1875C2E9R3BB12# | |
| | | | ±0.25pF | GQM1875C2E7R9CB12# | | | | ±0.25pF | GQM1875C2E9R3CB12# | |
| | | ±0.5pF | GQM1875C2E7R9DB12# | ±0.5pF | | | | GQM1875C2E9R3DB12# | | |
| | | 8.0pF | ±0.05pF | GQM1875C2E8R0WB12# | | | 9.4pF | ±0.1pF | GQM1875C2E9R4BB12# | |
| | | | ±0.1pF | GQM1875C2E8R0BB12# | | | | ±0.25pF | GQM1875C2E9R4CB12# | |
| | | | ±0.25pF | GQM1875C2E8R0CB12# | | | | ±0.5pF | GQM1875C2E9R4DB12# | |
| | | 8.1pF | ±0.05pF | GQM1875C2E8R1WB12# | | | 9.5pF | ±0.1pF | GQM1875C2E9R5BB12# | |
| | | | ±0.1pF | GQM1875C2E8R1BB12# | | | | ±0.25pF | GQM1875C2E9R5CB12# | |
| | | | ±0.25pF | GQM1875C2E8R1CB12# | | | | ±0.5pF | GQM1875C2E9R5DB12# | |
| | | 8.2pF | ±0.05pF | GQM1875C2E8R2WB12# | | | 9.6pF | ±0.1pF | GQM1875C2E9R6BB12# | |
| | | | ±0.1pF | GQM1875C2E8R2BB12# | | | | ±0.25pF | GQM1875C2E9R6CB12# | |
| | | | ±0.25pF | GQM1875C2E8R2CB12# | | | | ±0.5pF | GQM1875C2E9R6DB12# | |
| | | 8.3pF | ±0.05pF | GQM1875C2E8R3WB12# | | | 9.7pF | ±0.1pF | GQM1875C2E9R7BB12# | |
| | | | ±0.1pF | GQM1875C2E8R3BB12# | | | | ±0.25pF | GQM1875C2E9R7CB12# | |
| | | | ±0.25pF | GQM1875C2E8R3CB12# | | | | ±0.5pF | GQM1875C2E9R7DB12# | |
| | | 8.4pF | ±0.05pF | GQM1875C2E8R3DB12# | | | 9.8pF | ±0.1pF | GQM1875C2E9R8BB12# | |
| | | | ±0.1pF | GQM1875C2E8R3BB12# | | | | ±0.25pF | GQM1875C2E9R8CB12# | |
| | | | ±0.25pF | GQM1875C2E8R3CB12# | | | | ±0.5pF | GQM1875C2E9R8DB12# | |
| | | 8.5pF | ±0.05pF | GQM1875C2E8R4WB12# | | | 9.9pF | ±0.1pF | GQM1875C2E9R9BB12# | |
| | | | ±0.1pF | GQM1875C2E8R4BB12# | | | | ±0.25pF | GQM1875C2E9R9CB12# | |
| | | | ±0.25pF | GQM1875C2E8R4CB12# | | | | ±0.5pF | GQM1875C2E9R9DB12# | |
| | | 8.6pF | ±0.05pF | GQM1875C2E8R4DB12# | | | 10pF | ±1% | GQM1875C2E100FB12# | |
| | | | ±0.1pF | GQM1875C2E8R4BB12# | | | | ±2% | GQM1875C2E100GB12# | |
| | | | ±0.25pF | GQM1875C2E8R4CB12# | | | | ±2.5% | GQM1875C2E100RB12# | |
| | | 8.7pF | ±0.05pF | GQM1875C2E8R5WB12# | | | 11pF | ±5% | GQM1875C2E100JB12# | |
| | | | ±0.1pF | GQM1875C2E8R5BB12# | | | | 12pF | ±1% | GQM1875C2E110FB12# |
| | | | ±0.25pF | GQM1875C2E8R5CB12# | | | | | ±2% | GQM1875C2E110GB12# |
| | | ±0.5pF | GQM1875C2E8R5DB12# | ±5% | | | GQM1875C2E110JB12# | | | |
| | | 8.8pF | ±0.05pF | GQM1875C2E8R6WB12# | | | 13pF | ±1% | GQM1875C2E120FB12# | |
| | | | ±0.1pF | GQM1875C2E8R6BB12# | | | | ±2% | GQM1875C2E120GB12# | |
| | | | ±0.25pF | GQM1875C2E8R6CB12# | | | | ±5% | GQM1875C2E120JB12# | |
| | | 8.9pF | ±0.05pF | GQM1875C2E8R6DB12# | | | 13pF | ±1% | GQM1875C2E130FB12# | |
| | | | ±0.1pF | GQM1875C2E8R7WB12# | | | | ±2% | GQM1875C2E130GB12# | |
| | | | ±0.25pF | GQM1875C2E8R7CB12# | | | | ±5% | GQM1875C2E130JB12# | |

- GRM
- GR3
- GRJ
- GR4
- GJM
- GQM**
- GA2
- GA3 GB
- GA3 GD
- GA3 GF
- LLL
- LLA
- LLM
- LLR
- NFM
- GJ4
- ZRA
- ZRB
- KRM
- KR3
- GMA
- GMD
- ⚠Caution /Notice

Part number # indicates the package specification code.

GQM Series Temperature Compensating Type High Q Part Number List

(→ 1.6×0.8mm)

| Rated Voltage | TC Code | Cap. | Tol. | Part Number | | Rated Voltage | TC Code | Cap. | Tol. | Part Number | | |
|---------------|---------|------|------|--------------------|--|---------------|---------|------|-------|--------------------|--------------------|--|
| 250Vdc | COG | 15pF | ±1% | GQM1875C2E150FB12# | | 250Vdc | COG | 82pF | ±1% | GQM1875C2E820FB12# | | |
| | | | ±2% | GQM1875C2E150GB12# | | | | | ±2% | GQM1875C2E820GB12# | | |
| | | | ±5% | GQM1875C2E150JB12# | | | | | ±5% | GQM1875C2E820JB12# | | |
| | | 16pF | ±1% | GQM1875C2E160FB12# | | | | | 91pF | ±1% | GQM1875C2E910FB12# | |
| | | | ±2% | GQM1875C2E160GB12# | | | | | | ±2% | GQM1875C2E910GB12# | |
| | | | ±5% | GQM1875C2E160JB12# | | | | | | ±5% | GQM1875C2E910JB12# | |
| | | 18pF | ±1% | GQM1875C2E180FB12# | | | | | 100pF | ±1% | GQM1875C2E101FB12# | |
| | | | ±2% | GQM1875C2E180GB12# | | | | | | ±2% | GQM1875C2E101GB12# | |
| | | | ±5% | GQM1875C2E180JB12# | | | | | | ±5% | GQM1875C2E101JB12# | |
| | | 20pF | ±1% | GQM1875C2E200FB12# | | | | CH | 11pF | ±1% | GQM1872C2E110FB12# | |
| | | | ±2% | GQM1875C2E200GB12# | | | | | | ±2% | GQM1872C2E110GB12# | |
| | | | ±5% | GQM1875C2E200JB12# | | | | | | ±5% | GQM1872C2E110JB12# | |
| | | 22pF | ±1% | GQM1875C2E220FB12# | | | | | 12pF | ±1% | GQM1872C2E120FB12# | |
| | | | ±2% | GQM1875C2E220GB12# | | | | | | ±2% | GQM1872C2E120GB12# | |
| | | | ±5% | GQM1875C2E220JB12# | | | | | | ±5% | GQM1872C2E120JB12# | |
| | | 24pF | ±1% | GQM1875C2E240FB12# | | | | | 13pF | ±1% | GQM1872C2E130FB12# | |
| | | | ±2% | GQM1875C2E240GB12# | | | | | | ±2% | GQM1872C2E130GB12# | |
| | | | ±5% | GQM1875C2E240JB12# | | | | | | ±5% | GQM1872C2E130JB12# | |
| | | 27pF | ±1% | GQM1875C2E270FB12# | | | | | 15pF | ±1% | GQM1872C2E150FB12# | |
| | | | ±2% | GQM1875C2E270GB12# | | | | | | ±2% | GQM1872C2E150GB12# | |
| | | | ±5% | GQM1875C2E270JB12# | | | | | | ±5% | GQM1872C2E150JB12# | |
| | | 30pF | ±1% | GQM1875C2E300FB12# | | | | | 16pF | ±1% | GQM1872C2E160FB12# | |
| | | | ±2% | GQM1875C2E300GB12# | | | | | | ±2% | GQM1872C2E160GB12# | |
| | | | ±5% | GQM1875C2E300JB12# | | | | | | ±5% | GQM1872C2E160JB12# | |
| | | 33pF | ±1% | GQM1875C2E330FB12# | | | | | 18pF | ±1% | GQM1872C2E180FB12# | |
| | | | ±2% | GQM1875C2E330GB12# | | | | | | ±2% | GQM1872C2E180GB12# | |
| | | | ±5% | GQM1875C2E330JB12# | | | | | | ±5% | GQM1872C2E180JB12# | |
| | | 36pF | ±1% | GQM1875C2E360FB12# | | | | | 20pF | ±1% | GQM1872C2E200FB12# | |
| | | | ±2% | GQM1875C2E360GB12# | | | | | | ±2% | GQM1872C2E200GB12# | |
| | | | ±5% | GQM1875C2E360JB12# | | | | | | ±5% | GQM1872C2E200JB12# | |
| | | 39pF | ±1% | GQM1875C2E390FB12# | | | | | 22pF | ±1% | GQM1872C2E220FB12# | |
| | | | ±2% | GQM1875C2E390GB12# | | | | | | ±2% | GQM1872C2E220GB12# | |
| | | | ±5% | GQM1875C2E390JB12# | | | | | | ±5% | GQM1872C2E220JB12# | |
| | | 43pF | ±1% | GQM1875C2E430FB12# | | | | | 24pF | ±1% | GQM1872C2E240FB12# | |
| | | | ±2% | GQM1875C2E430GB12# | | | | | | ±2% | GQM1872C2E240GB12# | |
| | | | ±5% | GQM1875C2E430JB12# | | | | | | ±5% | GQM1872C2E240JB12# | |
| | | 47pF | ±1% | GQM1875C2E470FB12# | | | | | 27pF | ±1% | GQM1872C2E270FB12# | |
| | | | ±2% | GQM1875C2E470GB12# | | | | | | ±2% | GQM1872C2E270GB12# | |
| | | | ±5% | GQM1875C2E470JB12# | | | | | | ±5% | GQM1872C2E270JB12# | |
| | | 51pF | ±1% | GQM1875C2E510FB12# | | | | | 30pF | ±1% | GQM1872C2E300FB12# | |
| | | | ±2% | GQM1875C2E510GB12# | | | | | | ±2% | GQM1872C2E300GB12# | |
| | | | ±5% | GQM1875C2E510JB12# | | | | | | ±5% | GQM1872C2E300JB12# | |
| | | 56pF | ±1% | GQM1875C2E560FB12# | | | | | 33pF | ±1% | GQM1872C2E330FB12# | |
| | | | ±2% | GQM1875C2E560GB12# | | | | | | ±2% | GQM1872C2E330GB12# | |
| | | | ±5% | GQM1875C2E560JB12# | | | | | | ±5% | GQM1872C2E330JB12# | |
| | | 62pF | ±1% | GQM1875C2E620FB12# | | | | | 36pF | ±1% | GQM1872C2E360FB12# | |
| | | | ±2% | GQM1875C2E620GB12# | | | | | | ±2% | GQM1872C2E360GB12# | |
| | | | ±5% | GQM1875C2E620JB12# | | | | | | ±5% | GQM1872C2E360JB12# | |
| | | 68pF | ±1% | GQM1875C2E680FB12# | | | | | 39pF | ±1% | GQM1872C2E390FB12# | |
| | | | ±2% | GQM1875C2E680GB12# | | | | | | ±2% | GQM1872C2E390GB12# | |
| | | | ±5% | GQM1875C2E680JB12# | | | | | | ±5% | GQM1872C2E390JB12# | |
| | | 75pF | ±1% | GQM1875C2E750FB12# | | | | | 43pF | ±1% | GQM1872C2E430FB12# | |
| | | | ±2% | GQM1875C2E750GB12# | | | | | | ±2% | GQM1872C2E430GB12# | |
| | | | ±5% | GQM1875C2E750JB12# | | | | | | ±5% | GQM1872C2E430JB12# | |

- GRM
- GR3
- GRJ
- GR4
- GJM
- GQM**
- GA2
- GA3 GB
- GA3 GD
- GA3 GF
- LLL
- LLA
- LLM
- LLR
- NFM
- GJ4
- ZRA
- ZRB
- KRM
- KR3
- GMA
- GMD
- ⚠Caution /Notice

Part number # indicates the package specification code.

GQM Series Temperature Compensating Type High Q Part Number List

(→ 1.6×0.8mm)

| Rated Voltage | TC Code | Cap. | Tol. | Part Number | Rated Voltage | TC Code | Cap. | Tol. | Part Number | | | | |
|---------------|---------|--------------------|--------------------|--------------------|---------------|---------|--------------------|--------------------|--------------------|--------------------|--------------------|--------------------|--------------------|
| 250Vdc | CH | 47pF | ±1% | GQM1872C2E470FB12# | 250Vdc | X8G | 1.4pF | ±0.1pF | GQM1875G2E1R4BB12# | | | | |
| | | | ±2% | GQM1872C2E470GB12# | | | | ±0.25pF | GQM1875G2E1R4CB12# | | | | |
| | | | ±5% | GQM1872C2E470JB12# | | | | ±0.5pF | GQM1875G2E1R4DB12# | | | | |
| | X8G | 0.10pF | ±0.05pF | GQM1875G2ER10WB12# | | | 1.5pF | ±0.05pF | GQM1875G2E1R5WB12# | ±0.1pF | GQM1875G2E1R5BB12# | | |
| | | | ±0.1pF | GQM1875G2ER10BB12# | | | | ±0.25pF | GQM1875G2E1R5CB12# | ±0.5pF | GQM1875G2E1R5DB12# | | |
| | | 0.20pF | ±0.05pF | GQM1875G2ER20WB12# | | | 1.6pF | ±0.05pF | GQM1875G2E1R6WB12# | ±0.1pF | GQM1875G2E1R6BB12# | | |
| | | | ±0.1pF | GQM1875G2ER20BB12# | | | | ±0.25pF | GQM1875G2E1R6CB12# | ±0.5pF | GQM1875G2E1R6DB12# | | |
| | | | ±0.25pF | GQM1875G2ER30CB12# | | | | 1.7pF | ±0.05pF | GQM1875G2E1R7WB12# | ±0.1pF | GQM1875G2E1R7BB12# | |
| | | ±0.05pF | GQM1875G2ER40WB12# | ±0.25pF | | | GQM1875G2E1R7CB12# | | ±0.5pF | GQM1875G2E1R7DB12# | | | |
| | | ±0.1pF | GQM1875G2ER40BB12# | 1.8pF | | | ±0.05pF | | GQM1875G2E1R8WB12# | ±0.1pF | GQM1875G2E1R8BB12# | | |
| | | ±0.25pF | GQM1875G2ER40CB12# | | | | ±0.25pF | GQM1875G2E1R8CB12# | ±0.5pF | GQM1875G2E1R8DB12# | | | |
| | | ±0.05pF | GQM1875G2ER50WB12# | | | | 1.9pF | ±0.05pF | GQM1875G2E1R9WB12# | ±0.1pF | GQM1875G2E1R9BB12# | | |
| | | ±0.1pF | GQM1875G2ER50BB12# | ±0.25pF | | | | GQM1875G2E1R9CB12# | ±0.5pF | GQM1875G2E1R9DB12# | | | |
| | | ±0.25pF | GQM1875G2ER50CB12# | 2.0pF | | | | ±0.05pF | GQM1875G2E1R0WB12# | ±0.1pF | GQM1875G2E1R0BB12# | | |
| | | ±0.5pF | GQM1875G2ER50DB12# | | | | ±0.25pF | GQM1875G2E1R0CB12# | ±0.5pF | GQM1875G2E1R0DB12# | | | |
| | | ±0.05pF | GQM1875G2ER60WB12# | | | | 2.1pF | ±0.05pF | GQM1875G2E1R1WB12# | ±0.1pF | GQM1875G2E1R1BB12# | | |
| | | ±0.1pF | GQM1875G2ER60BB12# | ±0.25pF | | | | GQM1875G2E1R1CB12# | ±0.5pF | GQM1875G2E1R1DB12# | | | |
| | | ±0.25pF | GQM1875G2ER60CB12# | 2.2pF | | | | ±0.05pF | GQM1875G2E1R2WB12# | ±0.1pF | GQM1875G2E1R2BB12# | | |
| | | ±0.5pF | GQM1875G2ER60DB12# | | | | ±0.25pF | GQM1875G2E1R2CB12# | ±0.5pF | GQM1875G2E1R2DB12# | | | |
| | | ±0.05pF | GQM1875G2ER70WB12# | | | | 2.3pF | ±0.05pF | GQM1875G2E1R3WB12# | ±0.1pF | GQM1875G2E1R3BB12# | | |
| | | ±0.1pF | GQM1875G2ER70BB12# | ±0.25pF | | | | GQM1875G2E1R3CB12# | ±0.5pF | GQM1875G2E1R3DB12# | | | |
| | | ±0.25pF | GQM1875G2ER70CB12# | 2.4pF | | | | ±0.05pF | GQM1875G2E1R4WB12# | ±0.1pF | GQM1875G2E1R4BB12# | | |
| | | ±0.5pF | GQM1875G2ER70DB12# | | | | ±0.25pF | GQM1875G2E1R4CB12# | ±0.5pF | GQM1875G2E1R4DB12# | | | |
| | | ±0.05pF | GQM1875G2ER75WB12# | | | | 2.5pF | ±0.05pF | GQM1875G2E1R5WB12# | ±0.1pF | GQM1875G2E1R5BB12# | | |
| | | ±0.1pF | GQM1875G2ER75BB12# | ±0.25pF | | | | GQM1875G2E1R5CB12# | ±0.5pF | GQM1875G2E1R5DB12# | | | |
| | | ±0.25pF | GQM1875G2ER75CB12# | 2.6pF | | | | ±0.05pF | GQM1875G2E1R6WB12# | ±0.1pF | GQM1875G2E1R6BB12# | | |
| | | ±0.5pF | GQM1875G2ER75DB12# | | | | ±0.25pF | GQM1875G2E1R6CB12# | ±0.5pF | GQM1875G2E1R6DB12# | | | |
| | ±0.05pF | GQM1875G2ER80WB12# | 2.7pF | | | | ±0.05pF | GQM1875G2E1R7WB12# | ±0.1pF | GQM1875G2E1R7BB12# | | | |
| | ±0.1pF | GQM1875G2ER80BB12# | | ±0.25pF | | | GQM1875G2E1R7CB12# | ±0.5pF | GQM1875G2E1R7DB12# | | | | |
| | ±0.25pF | GQM1875G2ER80CB12# | | 0.90pF | | | ±0.05pF | GQM1875G2ER90WB12# | ±0.1pF | GQM1875G2E1R8BB12# | | | |
| | ±0.5pF | GQM1875G2ER80DB12# | ±0.25pF | | | | GQM1875G2ER90CB12# | ±0.5pF | GQM1875G2E1R8DB12# | | | | |
| | ±0.05pF | GQM1875G2ER90WB12# | 1.0pF | | | | ±0.1pF | GQM1875G2ER90BB12# | | | ±0.25pF | GQM1875G2E1R9CB12# | |
| | ±0.1pF | GQM1875G2ER90BB12# | | 1.1pF | | | ±0.05pF | GQM1875G2E1R0WB12# | | | | ±0.1pF | GQM1875G2E1R9BB12# |
| | ±0.25pF | GQM1875G2E1R0CB12# | | | | | ±0.1pF | GQM1875G2E1R0BB12# | | | | ±0.25pF | GQM1875G2E1R9CB12# |
| | ±0.5pF | GQM1875G2E1R0DB12# | ±0.25pF | | | | GQM1875G2E1R0CB12# | ±0.5pF | | | GQM1875G2E1R9DB12# | | |
| | 0.80pF | ±0.05pF | GQM1875G2ER80WB12# | 1.2pF | | | ±0.05pF | GQM1875G2E1R1WB12# | | | 1.2pF | ±0.05pF | GQM1875G2E1R2WB12# |
| | | ±0.1pF | GQM1875G2ER80BB12# | | | | ±0.1pF | GQM1875G2E1R1BB12# | | | | ±0.1pF | GQM1875G2E1R2BB12# |
| | | ±0.25pF | GQM1875G2ER80CB12# | | | | ±0.25pF | GQM1875G2E1R1CB12# | | | | ±0.25pF | GQM1875G2E1R2CB12# |
| | 0.70pF | ±0.05pF | GQM1875G2ER70WB12# | ±0.5pF | | | GQM1875G2E1R1DB12# | 1.3pF | | | ±0.05pF | GQM1875G2E1R3WB12# | |
| | | ±0.1pF | GQM1875G2ER70BB12# | 1.4pF | | | ±0.05pF | | | | GQM1875G2E1R4WB12# | ±0.1pF | GQM1875G2E1R3BB12# |
| | | ±0.25pF | GQM1875G2ER70CB12# | | | | ±0.25pF | | | | GQM1875G2E1R4CB12# | ±0.25pF | GQM1875G2E1R3CB12# |
| | ±0.5pF | GQM1875G2ER70DB12# | ±0.5pF | | | | GQM1875G2E1R4DB12# | ±0.5pF | | | GQM1875G2E1R3DB12# | | |

- GRM
- GR3
- GRJ
- GR4
- GJM
- GQM**
- GA2
- GA3 GB
- GA3 GD
- GA3 GF
- LLL
- LLA
- LLM
- LLR
- NFM
- GJ4
- ZRA
- ZRB
- KRM
- KR3
- GMA
- GMD
- △Caution / Notice

Part number # indicates the package specification code.

GQM Series Temperature Compensating Type High Q Part Number List

(→ 1.6×0.8mm)

| Rated Voltage | TC Code | Cap. | Tol. | Part Number | Rated Voltage | TC Code | Cap. | Tol. | Part Number |
|---------------|--------------------|--------------------|--------------------|--------------------|--------------------|---------|--------------------|---------|--------------------|
| 250Vdc | X8G | 2.7pF | ±0.5pF | GQM1875G2E2R7DB12# | 250Vdc | X8G | 4.1pF | ±0.1pF | GQM1875G2E4R1BB12# |
| | | | ±0.05pF | GQM1875G2E2R8WB12# | | | | ±0.25pF | GQM1875G2E4R1CB12# |
| | | | ±0.1pF | GQM1875G2E2R8BB12# | | | | ±0.5pF | GQM1875G2E4R1DB12# |
| | | | ±0.25pF | GQM1875G2E2R8CB12# | | | | 4.2pF | ±0.05pF |
| | | ±0.5pF | GQM1875G2E2R8DB12# | ±0.1pF | | | GQM1875G2E4R2BB12# | | |
| | | 2.9pF | ±0.05pF | GQM1875G2E2R9WB12# | | | ±0.25pF | | GQM1875G2E4R2CB12# |
| | | | ±0.1pF | GQM1875G2E2R9BB12# | | | ±0.5pF | | GQM1875G2E4R2DB12# |
| | | | ±0.25pF | GQM1875G2E2R9CB12# | | | 4.3pF | ±0.05pF | GQM1875G2E4R3WB12# |
| | | | ±0.5pF | GQM1875G2E2R9DB12# | | | | ±0.1pF | GQM1875G2E4R3BB12# |
| | | 3.0pF | ±0.05pF | GQM1875G2E3R0WB12# | | | | ±0.25pF | GQM1875G2E4R3CB12# |
| | | | ±0.1pF | GQM1875G2E3R0BB12# | | | | ±0.5pF | GQM1875G2E4R3DB12# |
| | | | ±0.25pF | GQM1875G2E3R0CB12# | | | 4.4pF | ±0.05pF | GQM1875G2E4R4WB12# |
| | | | ±0.5pF | GQM1875G2E3R0DB12# | | | | ±0.1pF | GQM1875G2E4R4BB12# |
| | | 3.1pF | ±0.05pF | GQM1875G2E3R1WB12# | | | | ±0.25pF | GQM1875G2E4R4CB12# |
| | | | ±0.1pF | GQM1875G2E3R1BB12# | | | | ±0.5pF | GQM1875G2E4R4DB12# |
| | | | ±0.25pF | GQM1875G2E3R1CB12# | | | 4.5pF | ±0.05pF | GQM1875G2E4R5WB12# |
| | | | ±0.5pF | GQM1875G2E3R1DB12# | | | | ±0.1pF | GQM1875G2E4R5BB12# |
| | | 3.2pF | ±0.05pF | GQM1875G2E3R2WB12# | | | | ±0.25pF | GQM1875G2E4R5CB12# |
| | | | ±0.1pF | GQM1875G2E3R2BB12# | | | | ±0.5pF | GQM1875G2E4R5DB12# |
| | | | ±0.25pF | GQM1875G2E3R2CB12# | | | 4.6pF | ±0.05pF | GQM1875G2E4R6WB12# |
| | | | ±0.5pF | GQM1875G2E3R2DB12# | | | | ±0.1pF | GQM1875G2E4R6BB12# |
| | | 3.3pF | ±0.05pF | GQM1875G2E3R3WB12# | | | | ±0.25pF | GQM1875G2E4R6CB12# |
| | | | ±0.1pF | GQM1875G2E3R3BB12# | | | | ±0.5pF | GQM1875G2E4R6DB12# |
| | | | ±0.25pF | GQM1875G2E3R3CB12# | | | 4.7pF | ±0.05pF | GQM1875G2E4R7WB12# |
| | | | ±0.5pF | GQM1875G2E3R3DB12# | | | | ±0.1pF | GQM1875G2E4R7BB12# |
| | | 3.4pF | ±0.05pF | GQM1875G2E3R4WB12# | | | | ±0.25pF | GQM1875G2E4R7CB12# |
| | | | ±0.1pF | GQM1875G2E3R4BB12# | | | | ±0.5pF | GQM1875G2E4R7DB12# |
| | | | ±0.25pF | GQM1875G2E3R4CB12# | | | 4.8pF | ±0.05pF | GQM1875G2E4R8WB12# |
| | | | ±0.5pF | GQM1875G2E3R4DB12# | | | | ±0.1pF | GQM1875G2E4R8BB12# |
| | | 3.5pF | ±0.05pF | GQM1875G2E3R5WB12# | | | | ±0.25pF | GQM1875G2E4R8CB12# |
| | | | ±0.1pF | GQM1875G2E3R5BB12# | | | | ±0.5pF | GQM1875G2E4R8DB12# |
| | | | ±0.25pF | GQM1875G2E3R5CB12# | | | 4.9pF | ±0.05pF | GQM1875G2E4R9WB12# |
| | | | ±0.5pF | GQM1875G2E3R5DB12# | | | | ±0.1pF | GQM1875G2E4R9BB12# |
| | | 3.6pF | ±0.05pF | GQM1875G2E3R6WB12# | | | | ±0.25pF | GQM1875G2E4R9CB12# |
| | | | ±0.1pF | GQM1875G2E3R6BB12# | | | | ±0.5pF | GQM1875G2E4R9DB12# |
| | | | ±0.25pF | GQM1875G2E3R6CB12# | | | 5.0pF | ±0.05pF | GQM1875G2E5R0WB12# |
| | | | ±0.5pF | GQM1875G2E3R6DB12# | | | | ±0.1pF | GQM1875G2E5R0BB12# |
| | | 3.7pF | ±0.05pF | GQM1875G2E3R7WB12# | | | | ±0.25pF | GQM1875G2E5R0CB12# |
| | | | ±0.1pF | GQM1875G2E3R7BB12# | | | | ±0.5pF | GQM1875G2E5R0DB12# |
| | | | ±0.25pF | GQM1875G2E3R7CB12# | | | 5.1pF | ±0.05pF | GQM1875G2E5R1WB12# |
| | | | ±0.5pF | GQM1875G2E3R7DB12# | | | | ±0.1pF | GQM1875G2E5R1BB12# |
| | | 3.8pF | ±0.05pF | GQM1875G2E3R8WB12# | | | | ±0.25pF | GQM1875G2E5R1CB12# |
| | | | ±0.1pF | GQM1875G2E3R8BB12# | | | | ±0.5pF | GQM1875G2E5R1DB12# |
| | | | ±0.25pF | GQM1875G2E3R8CB12# | | | 5.2pF | ±0.05pF | GQM1875G2E5R2WB12# |
| | | | ±0.5pF | GQM1875G2E3R8DB12# | | | | ±0.1pF | GQM1875G2E5R2BB12# |
| | | 3.9pF | ±0.05pF | GQM1875G2E3R9WB12# | | | | ±0.25pF | GQM1875G2E5R2CB12# |
| | | | ±0.1pF | GQM1875G2E3R9BB12# | | | | ±0.5pF | GQM1875G2E5R2DB12# |
| | | | ±0.25pF | GQM1875G2E3R9CB12# | | | 5.3pF | ±0.05pF | GQM1875G2E5R3WB12# |
| ±0.5pF | GQM1875G2E3R9DB12# | | ±0.1pF | GQM1875G2E5R3BB12# | | | | | |
| 4.0pF | ±0.05pF | GQM1875G2E4R0WB12# | ±0.25pF | GQM1875G2E5R3CB12# | | | | | |
| | ±0.1pF | GQM1875G2E4R0BB12# | ±0.5pF | GQM1875G2E5R3DB12# | | | | | |
| | ±0.25pF | GQM1875G2E4R0CB12# | 5.4pF | ±0.05pF | GQM1875G2E5R4WB12# | | | | |
| | ±0.5pF | GQM1875G2E4R0DB12# | | ±0.1pF | GQM1875G2E5R4BB12# | | | | |
| 4.1pF | ±0.05pF | GQM1875G2E4R1WB12# | | ±0.25pF | GQM1875G2E5R4CB12# | | | | |

GRM
 GR3
 GRJ
 GR4
 GJM
GQM
 GA2
 GA3 GB
 GA3 GD
 GA3 GF
 LLL
 LLA
 LLM
 LLR
 NFM
 GJ4
 ZRA
 ZRB
 KRM
 KR3
 GMA
 GMD
 ⚠Caution /Notice

Part number # indicates the package specification code.

GQM Series Temperature Compensating Type High Q Part Number List

(→ 1.6×0.8mm)

| Rated Voltage | TC Code | Cap. | Tol. | Part Number | Rated Voltage | TC Code | Cap. | Tol. | Part Number |
|---------------|---------|--------|--------------------|--------------------|---------------|---------|--------------------|---------|--------------------|
| 250Vdc | X8G | 5.4pF | ±0.5pF | GQM1875G2E5R4DB12# | 250Vdc | X8G | 6.8pF | ±0.1pF | GQM1875G2E6R8BB12# |
| | | | ±0.05pF | GQM1875G2E5R5WB12# | | | | ±0.25pF | GQM1875G2E6R8CB12# |
| | | | ±0.1pF | GQM1875G2E5R5BB12# | | | | ±0.5pF | GQM1875G2E6R8DB12# |
| | | | ±0.25pF | GQM1875G2E5R5CB12# | | | | 6.9pF | ±0.05pF |
| | | ±0.5pF | GQM1875G2E5R5DB12# | ±0.1pF | | | GQM1875G2E6R9BB12# | | |
| | | 5.6pF | ±0.05pF | GQM1875G2E5R6WB12# | | | ±0.25pF | | GQM1875G2E6R9CB12# |
| | | | ±0.1pF | GQM1875G2E5R6BB12# | | | ±0.5pF | | GQM1875G2E6R9DB12# |
| | | | ±0.25pF | GQM1875G2E5R6CB12# | | | 7.0pF | ±0.05pF | GQM1875G2E7R0WB12# |
| | | | ±0.5pF | GQM1875G2E5R6DB12# | | | | ±0.1pF | GQM1875G2E7R0BB12# |
| | | 5.7pF | ±0.05pF | GQM1875G2E5R7WB12# | | | | ±0.25pF | GQM1875G2E7R0CB12# |
| | | | ±0.1pF | GQM1875G2E5R7BB12# | | | | ±0.5pF | GQM1875G2E7R0DB12# |
| | | | ±0.25pF | GQM1875G2E5R7CB12# | | | 7.1pF | ±0.05pF | GQM1875G2E7R1WB12# |
| | | | ±0.5pF | GQM1875G2E5R7DB12# | | | | ±0.1pF | GQM1875G2E7R1BB12# |
| | | 5.8pF | ±0.05pF | GQM1875G2E5R8WB12# | | | | ±0.25pF | GQM1875G2E7R1CB12# |
| | | | ±0.1pF | GQM1875G2E5R8BB12# | | | | ±0.5pF | GQM1875G2E7R1DB12# |
| | | | ±0.25pF | GQM1875G2E5R8CB12# | | | 7.2pF | ±0.05pF | GQM1875G2E7R2WB12# |
| | | | ±0.5pF | GQM1875G2E5R8DB12# | | | | ±0.1pF | GQM1875G2E7R2BB12# |
| | | 5.9pF | ±0.05pF | GQM1875G2E5R9WB12# | | | | ±0.25pF | GQM1875G2E7R2CB12# |
| | | | ±0.1pF | GQM1875G2E5R9BB12# | | | | ±0.5pF | GQM1875G2E7R2DB12# |
| | | | ±0.25pF | GQM1875G2E5R9CB12# | | | 7.3pF | ±0.05pF | GQM1875G2E7R3WB12# |
| | | | ±0.5pF | GQM1875G2E5R9DB12# | | | | ±0.1pF | GQM1875G2E7R3BB12# |
| | | 6.0pF | ±0.05pF | GQM1875G2E6R0WB12# | | | | ±0.25pF | GQM1875G2E7R3CB12# |
| | | | ±0.1pF | GQM1875G2E6R0BB12# | | | | ±0.5pF | GQM1875G2E7R3DB12# |
| | | | ±0.25pF | GQM1875G2E6R0CB12# | | | 7.4pF | ±0.05pF | GQM1875G2E7R4WB12# |
| | | | ±0.5pF | GQM1875G2E6R0DB12# | | | | ±0.1pF | GQM1875G2E7R4BB12# |
| | | 6.1pF | ±0.05pF | GQM1875G2E6R1WB12# | | | | ±0.25pF | GQM1875G2E7R4CB12# |
| | | | ±0.1pF | GQM1875G2E6R1BB12# | | | | ±0.5pF | GQM1875G2E7R4DB12# |
| | | | ±0.25pF | GQM1875G2E6R1CB12# | | | 7.5pF | ±0.05pF | GQM1875G2E7R5WB12# |
| | | | ±0.5pF | GQM1875G2E6R1DB12# | | | | ±0.1pF | GQM1875G2E7R5BB12# |
| | | 6.2pF | ±0.05pF | GQM1875G2E6R2WB12# | | | | ±0.25pF | GQM1875G2E7R5CB12# |
| | | | ±0.1pF | GQM1875G2E6R2BB12# | | | | ±0.5pF | GQM1875G2E7R5DB12# |
| | | | ±0.25pF | GQM1875G2E6R2CB12# | | | 7.6pF | ±0.05pF | GQM1875G2E7R6WB12# |
| | | | ±0.5pF | GQM1875G2E6R2DB12# | | | | ±0.1pF | GQM1875G2E7R6BB12# |
| | | 6.3pF | ±0.05pF | GQM1875G2E6R3WB12# | | | | ±0.25pF | GQM1875G2E7R6CB12# |
| | | | ±0.1pF | GQM1875G2E6R3BB12# | | | | ±0.5pF | GQM1875G2E7R6DB12# |
| | | | ±0.25pF | GQM1875G2E6R3CB12# | | | 7.7pF | ±0.05pF | GQM1875G2E7R7WB12# |
| | | | ±0.5pF | GQM1875G2E6R3DB12# | | | | ±0.1pF | GQM1875G2E7R7BB12# |
| | | 6.4pF | ±0.05pF | GQM1875G2E6R4WB12# | | | | ±0.25pF | GQM1875G2E7R7CB12# |
| | | | ±0.1pF | GQM1875G2E6R4BB12# | | | | ±0.5pF | GQM1875G2E7R7DB12# |
| | | | ±0.25pF | GQM1875G2E6R4CB12# | | | 7.8pF | ±0.05pF | GQM1875G2E7R8WB12# |
| | | | ±0.5pF | GQM1875G2E6R4DB12# | | | | ±0.1pF | GQM1875G2E7R8BB12# |
| | | 6.5pF | ±0.05pF | GQM1875G2E6R5WB12# | | | | ±0.25pF | GQM1875G2E7R8CB12# |
| | | | ±0.1pF | GQM1875G2E6R5BB12# | | | | ±0.5pF | GQM1875G2E7R8DB12# |
| | | | ±0.25pF | GQM1875G2E6R5CB12# | | | 7.9pF | ±0.05pF | GQM1875G2E7R9WB12# |
| | | | ±0.5pF | GQM1875G2E6R5DB12# | | | | ±0.1pF | GQM1875G2E7R9BB12# |
| | | 6.6pF | ±0.05pF | GQM1875G2E6R6WB12# | | | | ±0.25pF | GQM1875G2E7R9CB12# |
| | | | ±0.1pF | GQM1875G2E6R6BB12# | | | | ±0.5pF | GQM1875G2E7R9DB12# |
| | | | ±0.25pF | GQM1875G2E6R6CB12# | | | 8.0pF | ±0.05pF | GQM1875G2E8R0WB12# |
| | | | ±0.5pF | GQM1875G2E6R6DB12# | | | | ±0.1pF | GQM1875G2E8R0BB12# |
| | | 6.7pF | ±0.05pF | GQM1875G2E6R7WB12# | | | | ±0.25pF | GQM1875G2E8R0CB12# |
| | | | ±0.1pF | GQM1875G2E6R7BB12# | | | | ±0.5pF | GQM1875G2E8R0DB12# |
| | | | ±0.25pF | GQM1875G2E6R7CB12# | | | 8.1pF | ±0.05pF | GQM1875G2E8R1WB12# |
| | | | ±0.5pF | GQM1875G2E6R7DB12# | | | | ±0.1pF | GQM1875G2E8R1BB12# |
| | | 6.8pF | ±0.05pF | GQM1875G2E6R8WB12# | | | | ±0.25pF | GQM1875G2E8R1CB12# |

- GRM
- GR3
- GRJ
- GR4
- GJM
- GQM**
- GA2
- GA3 GB
- GA3 GD
- GA3 GF
- LLL
- LLA
- LLM
- LLR
- NFM
- GJ4
- ZRA
- ZRB
- KRM
- KR3
- GMA
- GMD
- △Caution / Notice

Part number # indicates the package specification code.

GQM Series Temperature Compensating Type High Q Part Number List

(→ 1.6×0.8mm)

| Rated Voltage | TC Code | Cap. | Tol. | Part Number | |
|---------------|---------|---------|---------|--------------------|--------------------|
| 250Vdc | X8G | 8.1pF | ±0.5pF | GQM1875G2E8R1DB12# | |
| | | | ±0.05pF | GQM1875G2E8R2WB12# | |
| | | | | ±0.1pF | GQM1875G2E8R2BB12# |
| | | ±0.25pF | | GQM1875G2E8R2CB12# | |
| | | 8.2pF | ±0.5pF | GQM1875G2E8R2DB12# | |
| | | | ±0.05pF | GQM1875G2E8R3WB12# | |
| | | | | ±0.1pF | GQM1875G2E8R3BB12# |
| | | | | ±0.25pF | GQM1875G2E8R3CB12# |
| | | 8.3pF | ±0.5pF | GQM1875G2E8R3DB12# | |
| | | | ±0.05pF | GQM1875G2E8R4WB12# | |
| | | | | ±0.1pF | GQM1875G2E8R4BB12# |
| | | 8.4pF | | ±0.25pF | GQM1875G2E8R4CB12# |
| | | | ±0.5pF | GQM1875G2E8R4DB12# | |
| | | | ±0.05pF | GQM1875G2E8R5WB12# | |
| | | | | ±0.1pF | GQM1875G2E8R5BB12# |
| | | ±0.25pF | | GQM1875G2E8R5CB12# | |
| | | 8.5pF | ±0.5pF | GQM1875G2E8R5DB12# | |
| | | | ±0.05pF | GQM1875G2E8R6WB12# | |
| | | | | ±0.1pF | GQM1875G2E8R6BB12# |
| | | 8.6pF | | ±0.25pF | GQM1875G2E8R6CB12# |
| | | | ±0.5pF | GQM1875G2E8R6DB12# | |
| | | | ±0.05pF | GQM1875G2E8R7WB12# | |
| | | | | ±0.1pF | GQM1875G2E8R7BB12# |
| | | ±0.25pF | | GQM1875G2E8R7CB12# | |
| | | 8.7pF | ±0.5pF | GQM1875G2E8R7DB12# | |
| | | | ±0.05pF | GQM1875G2E8R8WB12# | |
| | | | | ±0.1pF | GQM1875G2E8R8BB12# |
| | | | | ±0.25pF | GQM1875G2E8R8CB12# |
| | | 8.8pF | ±0.5pF | GQM1875G2E8R8DB12# | |
| | | | ±0.05pF | GQM1875G2E8R9WB12# | |
| | | | | ±0.1pF | GQM1875G2E8R9BB12# |
| | | 8.9pF | | ±0.25pF | GQM1875G2E8R9CB12# |
| | | | ±0.5pF | GQM1875G2E8R9DB12# | |
| | | | ±0.05pF | GQM1875G2E9R0WB12# | |
| | | | | ±0.1pF | GQM1875G2E9R0BB12# |
| | | ±0.25pF | | GQM1875G2E9R0CB12# | |
| | | 9.0pF | ±0.5pF | GQM1875G2E9R0DB12# | |
| | | | ±0.05pF | GQM1875G2E9R1WB12# | |
| | | | | ±0.1pF | GQM1875G2E9R1BB12# |
| | | | | ±0.25pF | GQM1875G2E9R1CB12# |
| | | 9.1pF | ±0.5pF | GQM1875G2E9R1DB12# | |
| | | | ±0.1pF | GQM1875G2E9R2BB12# | |
| | | | | ±0.25pF | GQM1875G2E9R2CB12# |
| | | 9.2pF | | ±0.5pF | GQM1875G2E9R2DB12# |
| | | | ±0.1pF | GQM1875G2E9R3BB12# | |
| | | | | ±0.25pF | GQM1875G2E9R3CB12# |
| | | 9.3pF | | ±0.5pF | GQM1875G2E9R3DB12# |
| | | | ±0.1pF | GQM1875G2E9R4BB12# | |
| | | | | ±0.25pF | GQM1875G2E9R4CB12# |
| | | 9.4pF | | ±0.5pF | GQM1875G2E9R4DB12# |
| | | | ±0.1pF | GQM1875G2E9R5BB12# | |
| | | | | ±0.25pF | GQM1875G2E9R5CB12# |
| | | 9.5pF | | ±0.5pF | GQM1875G2E9R5DB12# |
| | | | ±0.1pF | GQM1875G2E9R6BB12# | |

| Rated Voltage | TC Code | Cap. | Tol. | Part Number |
|---------------|---------|--------------------|---------|--------------------|
| 250Vdc | X8G | 9.6pF | ±0.25pF | GQM1875G2E9R6CB12# |
| | | | ±0.5pF | GQM1875G2E9R6DB12# |
| | | 9.7pF | ±0.1pF | GQM1875G2E9R7BB12# |
| | | | ±0.25pF | GQM1875G2E9R7CB12# |
| | | | ±0.5pF | GQM1875G2E9R7DB12# |
| | | 9.8pF | ±0.1pF | GQM1875G2E9R8BB12# |
| | | | ±0.25pF | GQM1875G2E9R8CB12# |
| | | | ±0.5pF | GQM1875G2E9R8DB12# |
| | | 9.9pF | ±0.1pF | GQM1875G2E9R9BB12# |
| | | | ±0.25pF | GQM1875G2E9R9CB12# |
| | | | ±0.5pF | GQM1875G2E9R9DB12# |
| | | 10pF | ±1% | GQM1875G2E100FB12# |
| | | | ±2% | GQM1875G2E100GB12# |
| | | | ±2.5% | GQM1875G2E100RB12# |
| | | | ±5% | GQM1875G2E100JB12# |
| | | 11pF | ±1% | GQM1875G2E110FB12# |
| | | | ±2% | GQM1875G2E110GB12# |
| | | | ±5% | GQM1875G2E110JB12# |
| | | 12pF | ±1% | GQM1875G2E120FB12# |
| | | | ±2% | GQM1875G2E120GB12# |
| | | | ±5% | GQM1875G2E120JB12# |
| | | 13pF | ±1% | GQM1875G2E130FB12# |
| | | | ±2% | GQM1875G2E130GB12# |
| | | | ±5% | GQM1875G2E130JB12# |
| | | 15pF | ±1% | GQM1875G2E150FB12# |
| | | | ±2% | GQM1875G2E150GB12# |
| | | | ±5% | GQM1875G2E150JB12# |
| | | 16pF | ±1% | GQM1875G2E160FB12# |
| | | | ±2% | GQM1875G2E160GB12# |
| | | | ±5% | GQM1875G2E160JB12# |
| | | 18pF | ±1% | GQM1875G2E180FB12# |
| | | | ±2% | GQM1875G2E180GB12# |
| | | | ±5% | GQM1875G2E180JB12# |
| | | 20pF | ±1% | GQM1875G2E200FB12# |
| | | | ±2% | GQM1875G2E200GB12# |
| | | | ±5% | GQM1875G2E200JB12# |
| | | 22pF | ±1% | GQM1875G2E220FB12# |
| | | | ±2% | GQM1875G2E220GB12# |
| | | | ±5% | GQM1875G2E220JB12# |
| | | 24pF | ±1% | GQM1875G2E240FB12# |
| | | | ±2% | GQM1875G2E240GB12# |
| | | | ±5% | GQM1875G2E240JB12# |
| 27pF | ±1% | GQM1875G2E270FB12# | | |
| | ±2% | GQM1875G2E270GB12# | | |
| | ±5% | GQM1875G2E270JB12# | | |
| 30pF | ±1% | GQM1875G2E300FB12# | | |
| | ±2% | GQM1875G2E300GB12# | | |
| | ±5% | GQM1875G2E300JB12# | | |

2.0×1.25mm

| Rated Voltage | TC Code | Cap. | Tol. | Part Number |
|---------------|---------|--------|---------|--------------------|
| 500Vdc | X8G | 0.20pF | ±0.05pF | GQM2195G2HR20WB12# |

Part number # indicates the package specification code.

- GRM
- GR3
- GRJ
- GR4
- GJM
- GQM**
- GA2
- GA3 GB
- GA3 GD
- GA3 GF
- LLL
- LLA
- LLM
- LLR
- NFM
- GJ4
- ZRA
- ZRB
- KRM
- KR3
- GMA
- GMD
- △Caution /Notice

GQM Series Temperature Compensating Type High Q Part Number List

(→ 2.0×1.25mm)

| Rated Voltage | TC Code | Cap. | Tol. | Part Number | Rated Voltage | TC Code | Cap. | Tol. | Part Number | | |
|---------------|---------|---------|---------|--------------------|---------------|---------|---------|--------------------|--------------------|--------------------|--------------------|
| 500Vdc | X8G | 0.20pF | ±0.1pF | GQM2195G2HR20BB12# | 500Vdc | X8G | 1.5pF | ±0.5pF | GQM2195G2H1R5DB12# | | |
| | | | ±0.05pF | GQM2195G2HR30WB12# | | | | 1.6pF | ±0.05pF | GQM2195G2H1R6WB12# | |
| | | | | ±0.1pF | | | | | GQM2195G2HR30BB12# | ±0.1pF | GQM2195G2H1R6BB12# |
| | | ±0.25pF | | GQM2195G2HR30CB12# | | | ±0.25pF | | GQM2195G2H1R6CB12# | | |
| | | 0.40pF | ±0.05pF | GQM2195G2HR40WB12# | | | ±0.5pF | GQM2195G2H1R6DB12# | 1.7pF | ±0.05pF | GQM2195G2H1R7WB12# |
| | | | ±0.1pF | GQM2195G2HR40BB12# | | | | ±0.1pF | | GQM2195G2H1R7BB12# | |
| | | | ±0.25pF | GQM2195G2HR40CB12# | | | | ±0.25pF | | GQM2195G2H1R7CB12# | |
| | | 0.50pF | ±0.05pF | GQM2195G2HR50WB12# | | | ±0.5pF | GQM2195G2H1R7DB12# | 1.8pF | ±0.05pF | GQM2195G2H1R8WB12# |
| | | | ±0.1pF | GQM2195G2HR50BB12# | | | | ±0.1pF | | GQM2195G2H1R8BB12# | |
| | | | ±0.25pF | GQM2195G2HR50CB12# | | | | ±0.25pF | | GQM2195G2H1R8CB12# | |
| | | | ±0.5pF | GQM2195G2HR50DB12# | | | | ±0.5pF | | GQM2195G2H1R8DB12# | |
| | | 0.60pF | ±0.05pF | GQM2195G2HR60WB12# | | | ±0.5pF | GQM2195G2H1R8DB12# | 1.9pF | ±0.05pF | GQM2195G2H1R9WB12# |
| | | | ±0.1pF | GQM2195G2HR60BB12# | | | | ±0.1pF | | GQM2195G2H1R9BB12# | |
| | | | ±0.25pF | GQM2195G2HR60CB12# | | | | ±0.25pF | | GQM2195G2H1R9CB12# | |
| | | | ±0.5pF | GQM2195G2HR60DB12# | | | | ±0.5pF | | GQM2195G2H1R9DB12# | |
| | | 0.70pF | ±0.05pF | GQM2195G2HR70WB12# | | | ±0.5pF | GQM2195G2H1R9DB12# | 2.0pF | ±0.05pF | GQM2195G2H2R0WB12# |
| | | | ±0.1pF | GQM2195G2HR70BB12# | | | | ±0.1pF | | GQM2195G2H2R0BB12# | |
| | | | ±0.25pF | GQM2195G2HR70CB12# | | | | ±0.25pF | | GQM2195G2H2R0CB12# | |
| | | | ±0.5pF | GQM2195G2HR70DB12# | | | | ±0.5pF | | GQM2195G2H2R0DB12# | |
| | | 0.75pF | ±0.05pF | GQM2195G2HR75WB12# | | | ±0.5pF | GQM2195G2H2R0DB12# | 2.1pF | ±0.05pF | GQM2195G2H2R1WB12# |
| | | | ±0.1pF | GQM2195G2HR75BB12# | | | | ±0.1pF | | GQM2195G2H2R1BB12# | |
| | | | ±0.25pF | GQM2195G2HR75CB12# | | | | ±0.25pF | | GQM2195G2H2R1CB12# | |
| | | | ±0.5pF | GQM2195G2HR75DB12# | | | | ±0.5pF | | GQM2195G2H2R1DB12# | |
| | | 0.80pF | ±0.05pF | GQM2195G2HR80WB12# | | | ±0.5pF | GQM2195G2H2R1DB12# | 2.2pF | ±0.05pF | GQM2195G2H2R2WB12# |
| | | | ±0.1pF | GQM2195G2HR80BB12# | | | | ±0.1pF | | GQM2195G2H2R2BB12# | |
| | | | ±0.25pF | GQM2195G2HR80CB12# | | | | ±0.25pF | | GQM2195G2H2R2CB12# | |
| | | | ±0.5pF | GQM2195G2HR80DB12# | | | | ±0.5pF | | GQM2195G2H2R2DB12# | |
| | | 0.90pF | ±0.05pF | GQM2195G2HR90WB12# | | | ±0.5pF | GQM2195G2H2R2DB12# | 2.3pF | ±0.05pF | GQM2195G2H2R3WB12# |
| | | | ±0.1pF | GQM2195G2HR90BB12# | | | | ±0.1pF | | GQM2195G2H2R3BB12# | |
| | | | ±0.25pF | GQM2195G2HR90CB12# | | | | ±0.25pF | | GQM2195G2H2R3CB12# | |
| | | | ±0.5pF | GQM2195G2HR90DB12# | | | | ±0.5pF | | GQM2195G2H2R3DB12# | |
| | | 1.0pF | ±0.05pF | GQM2195G2H1R0WB12# | | | ±0.5pF | GQM2195G2H2R3DB12# | 2.4pF | ±0.05pF | GQM2195G2H2R4WB12# |
| | | | ±0.1pF | GQM2195G2H1R0BB12# | | | | ±0.1pF | | GQM2195G2H2R4BB12# | |
| | | | ±0.25pF | GQM2195G2H1R0CB12# | | | | ±0.25pF | | GQM2195G2H2R4CB12# | |
| | | | ±0.5pF | GQM2195G2H1R0DB12# | | | | ±0.5pF | | GQM2195G2H2R4DB12# | |
| | | 1.1pF | ±0.05pF | GQM2195G2H1R1WB12# | | | ±0.5pF | GQM2195G2H2R4DB12# | 2.5pF | ±0.05pF | GQM2195G2H2R5WB12# |
| | | | ±0.1pF | GQM2195G2H1R1BB12# | | | | ±0.1pF | | GQM2195G2H2R5BB12# | |
| | | | ±0.25pF | GQM2195G2H1R1CB12# | | | | ±0.25pF | | GQM2195G2H2R5CB12# | |
| | | | ±0.5pF | GQM2195G2H1R1DB12# | | | | ±0.5pF | | GQM2195G2H2R5DB12# | |
| | | 1.2pF | ±0.05pF | GQM2195G2H1R2WB12# | | | ±0.5pF | GQM2195G2H2R5DB12# | 2.6pF | ±0.05pF | GQM2195G2H2R6WB12# |
| | | | ±0.1pF | GQM2195G2H1R2BB12# | | | | ±0.1pF | | GQM2195G2H2R6BB12# | |
| | | | ±0.25pF | GQM2195G2H1R2CB12# | | | | ±0.25pF | | GQM2195G2H2R6CB12# | |
| | | | ±0.5pF | GQM2195G2H1R2DB12# | | | | ±0.5pF | | GQM2195G2H2R6DB12# | |
| | | 1.3pF | ±0.05pF | GQM2195G2H1R3WB12# | | | ±0.5pF | GQM2195G2H2R6DB12# | 2.7pF | ±0.05pF | GQM2195G2H2R7WB12# |
| | | | ±0.1pF | GQM2195G2H1R3BB12# | | | | ±0.1pF | | GQM2195G2H2R7BB12# | |
| | | | ±0.25pF | GQM2195G2H1R3CB12# | | | | ±0.25pF | | GQM2195G2H2R7CB12# | |
| | | | ±0.5pF | GQM2195G2H1R3DB12# | | | | ±0.5pF | | GQM2195G2H2R7DB12# | |
| | | 1.4pF | ±0.05pF | GQM2195G2H1R4WB12# | | | ±0.5pF | GQM2195G2H2R7DB12# | 2.8pF | ±0.05pF | GQM2195G2H2R8WB12# |
| | | | ±0.1pF | GQM2195G2H1R4BB12# | | | | ±0.1pF | | GQM2195G2H2R8BB12# | |
| | | | ±0.25pF | GQM2195G2H1R4CB12# | | | | ±0.25pF | | GQM2195G2H2R8CB12# | |
| | | | ±0.5pF | GQM2195G2H1R4DB12# | | | | ±0.5pF | | GQM2195G2H2R8DB12# | |
| | | 1.5pF | ±0.05pF | GQM2195G2H1R5WB12# | | | ±0.5pF | GQM2195G2H2R8DB12# | 2.9pF | ±0.05pF | GQM2195G2H2R9WB12# |
| | | | ±0.1pF | GQM2195G2H1R5BB12# | | | | | | | |
| | | | ±0.25pF | GQM2195G2H1R5CB12# | | | | | | | |

- GRM
- GR3
- GRJ
- GR4
- GJM
- GQM**
- GA2
- GA3 GB
- GA3 GD
- GA3 GF
- LLL
- LLA
- LLM
- LLR
- NFM
- GJ4
- ZRA
- ZRB
- KRM
- KR3
- GMA
- GMD
- ⚠Caution /Notice

Part number # indicates the package specification code.

GQM Series Temperature Compensating Type High Q Part Number List

(→ 2.0×1.25mm)

| Rated Voltage | TC Code | Cap. | Tol. | Part Number | Rated Voltage | TC Code | Cap. | Tol. | Part Number | |
|---------------|---------|--------|--------------------|--------------------|---------------|---------|---------|--------------------|--------------------|--------------------|
| 500Vdc | X8G | 2.9pF | ±0.1pF | GQM2195G2H2R9BB12# | 500Vdc | X8G | 4.2pF | ±0.5pF | GQM2195G2H4R2DB12# | |
| | | | ±0.25pF | GQM2195G2H2R9CB12# | | | | 4.3pF | ±0.05pF | GQM2195G2H4R3WB12# |
| | | | ±0.5pF | GQM2195G2H2R9DB12# | | | | | ±0.1pF | GQM2195G2H4R3BB12# |
| | | 3.0pF | ±0.05pF | GQM2195G2H3R0WB12# | | | ±0.25pF | | GQM2195G2H4R3CB12# | |
| | | | ±0.1pF | GQM2195G2H3R0BB12# | | | ±0.5pF | GQM2195G2H4R3DB12# | | |
| | | | ±0.25pF | GQM2195G2H3R0CB12# | | | 4.4pF | ±0.05pF | GQM2195G2H4R4WB12# | |
| | | ±0.5pF | GQM2195G2H3R0DB12# | ±0.1pF | | | | GQM2195G2H4R4BB12# | | |
| | | 3.1pF | ±0.05pF | GQM2195G2H3R1WB12# | | | | ±0.25pF | GQM2195G2H4R4CB12# | |
| | | | ±0.1pF | GQM2195G2H3R1BB12# | | | ±0.5pF | GQM2195G2H4R4DB12# | | |
| | | | ±0.25pF | GQM2195G2H3R1CB12# | | | 4.5pF | ±0.05pF | GQM2195G2H4R5WB12# | |
| | | ±0.5pF | GQM2195G2H3R1DB12# | ±0.1pF | | | | GQM2195G2H4R5BB12# | | |
| | | 3.2pF | ±0.05pF | GQM2195G2H3R2WB12# | | | | ±0.25pF | GQM2195G2H4R5CB12# | |
| | | | ±0.1pF | GQM2195G2H3R2BB12# | | | ±0.5pF | GQM2195G2H4R5DB12# | | |
| | | | ±0.25pF | GQM2195G2H3R2CB12# | | | 4.6pF | ±0.05pF | GQM2195G2H4R6WB12# | |
| | | ±0.5pF | GQM2195G2H3R2DB12# | ±0.1pF | | | | GQM2195G2H4R6BB12# | | |
| | | 3.3pF | ±0.05pF | GQM2195G2H3R3WB12# | | | | ±0.25pF | GQM2195G2H4R6CB12# | |
| | | | ±0.1pF | GQM2195G2H3R3BB12# | | | ±0.5pF | GQM2195G2H4R6DB12# | | |
| | | | ±0.25pF | GQM2195G2H3R3CB12# | | | 4.7pF | ±0.05pF | GQM2195G2H4R7WB12# | |
| | | ±0.5pF | GQM2195G2H3R3DB12# | ±0.1pF | | | | GQM2195G2H4R7BB12# | | |
| | | 3.4pF | ±0.05pF | GQM2195G2H3R4WB12# | | | | ±0.25pF | GQM2195G2H4R7CB12# | |
| | | | ±0.1pF | GQM2195G2H3R4BB12# | | | ±0.5pF | GQM2195G2H4R7DB12# | | |
| | | | ±0.25pF | GQM2195G2H3R4CB12# | | | 4.8pF | ±0.05pF | GQM2195G2H4R8WB12# | |
| | | ±0.5pF | GQM2195G2H3R4DB12# | ±0.1pF | | | | GQM2195G2H4R8BB12# | | |
| | | 3.5pF | ±0.05pF | GQM2195G2H3R5WB12# | | | | ±0.25pF | GQM2195G2H4R8CB12# | |
| | | | ±0.1pF | GQM2195G2H3R5BB12# | | | ±0.5pF | GQM2195G2H4R8DB12# | | |
| | | | ±0.25pF | GQM2195G2H3R5CB12# | | | 4.9pF | ±0.05pF | GQM2195G2H4R9WB12# | |
| | | ±0.5pF | GQM2195G2H3R5DB12# | ±0.1pF | | | | GQM2195G2H4R9BB12# | | |
| | | 3.6pF | ±0.05pF | GQM2195G2H3R6WB12# | | | | ±0.25pF | GQM2195G2H4R9CB12# | |
| | | | ±0.1pF | GQM2195G2H3R6BB12# | | | ±0.5pF | GQM2195G2H4R9DB12# | | |
| | | | ±0.25pF | GQM2195G2H3R6CB12# | | | 5.0pF | ±0.05pF | GQM2195G2H5R0WB12# | |
| | | ±0.5pF | GQM2195G2H3R6DB12# | ±0.1pF | | | | GQM2195G2H5R0BB12# | | |
| | | 3.7pF | ±0.05pF | GQM2195G2H3R7WB12# | | | | ±0.25pF | GQM2195G2H5R0CB12# | |
| | | | ±0.1pF | GQM2195G2H3R7BB12# | | | ±0.5pF | GQM2195G2H5R0DB12# | | |
| | | | ±0.25pF | GQM2195G2H3R7CB12# | | | 5.1pF | ±0.05pF | GQM2195G2H5R1WB12# | |
| | | ±0.5pF | GQM2195G2H3R7DB12# | ±0.1pF | | | | GQM2195G2H5R1BB12# | | |
| | | 3.8pF | ±0.05pF | GQM2195G2H3R8WB12# | | | | ±0.25pF | GQM2195G2H5R1CB12# | |
| | | | ±0.1pF | GQM2195G2H3R8BB12# | | | ±0.5pF | GQM2195G2H5R1DB12# | | |
| | | | ±0.25pF | GQM2195G2H3R8CB12# | | | 5.2pF | ±0.05pF | GQM2195G2H5R2WB12# | |
| | | ±0.5pF | GQM2195G2H3R8DB12# | ±0.1pF | | | | GQM2195G2H5R2BB12# | | |
| | | 3.9pF | ±0.05pF | GQM2195G2H3R9WB12# | | | | ±0.25pF | GQM2195G2H5R2CB12# | |
| | | | ±0.1pF | GQM2195G2H3R9BB12# | | | ±0.5pF | GQM2195G2H5R2DB12# | | |
| | | | ±0.25pF | GQM2195G2H3R9CB12# | | | 5.3pF | ±0.05pF | GQM2195G2H5R3WB12# | |
| | | ±0.5pF | GQM2195G2H3R9DB12# | ±0.1pF | | | | GQM2195G2H5R3BB12# | | |
| | | 4.0pF | ±0.05pF | GQM2195G2H4R0WB12# | | | | ±0.25pF | GQM2195G2H5R3CB12# | |
| | | | ±0.1pF | GQM2195G2H4R0BB12# | | | ±0.5pF | GQM2195G2H5R3DB12# | | |
| | | | ±0.25pF | GQM2195G2H4R0CB12# | | | 5.4pF | ±0.05pF | GQM2195G2H5R4WB12# | |
| | | ±0.5pF | GQM2195G2H4R0DB12# | ±0.1pF | | | | GQM2195G2H5R4BB12# | | |
| | | 4.1pF | ±0.05pF | GQM2195G2H4R1WB12# | | | | ±0.25pF | GQM2195G2H5R4CB12# | |
| | | | ±0.1pF | GQM2195G2H4R1BB12# | | | ±0.5pF | GQM2195G2H5R4DB12# | | |
| | | | ±0.25pF | GQM2195G2H4R1CB12# | | | 5.5pF | ±0.05pF | GQM2195G2H5R5WB12# | |
| | | ±0.5pF | GQM2195G2H4R1DB12# | ±0.1pF | | | | GQM2195G2H5R5BB12# | | |
| | | 4.2pF | ±0.05pF | GQM2195G2H4R2WB12# | | | | ±0.25pF | GQM2195G2H5R5CB12# | |
| | | | ±0.1pF | GQM2195G2H4R2BB12# | | | ±0.5pF | GQM2195G2H5R5DB12# | | |
| | | | ±0.25pF | GQM2195G2H4R2CB12# | | | 5.6pF | ±0.05pF | GQM2195G2H5R6WB12# | |

Part number # indicates the package specification code.

- GRM
- GR3
- GRJ
- GR4
- GJM
- GQM**
- GA2
- GA3 GB
- GA3 GD
- GA3 GF
- LLL
- LLA
- LLM
- LLR
- NFM
- GJ4
- ZRA
- ZRB
- KRM
- KR3
- GMA
- GMD
- ⚠Caution /Notice

GQM Series Temperature Compensating Type High Q Part Number List

(→ 2.0×1.25mm)

| Rated Voltage | TC Code | Cap. | Tol. | Part Number | | Rated Voltage | TC Code | Cap. | Tol. | Part Number | | | | |
|---------------|--------------------|--------|--------------------|--------------------|--------------------|---------------|--------------------|--------------------|--------------------|--------------------|--------------------|--------------------|--------------------|--|
| 500Vdc | X8G | 8.8pF | ±0.1pF | GQM2195G2H8R8BB12# | | 500Vdc | X8G | 15pF | ±5% | GQM2195G2H150JB12# | | | | |
| | | | ±0.25pF | GQM2195G2H8R8CB12# | | | | 16pF | ±1% | GQM2195G2H160FB12# | | | | |
| | | | ±0.5pF | GQM2195G2H8R8DB12# | | | | | ±2% | GQM2195G2H160GB12# | | | | |
| | | 8.9pF | | | | | | ±5% | GQM2195G2H160JB12# | | | | | |
| | | | ±0.1pF | GQM2195G2H8R9BB12# | | | | 18pF | ±1% | GQM2195G2H180FB12# | | | | |
| | | | ±0.25pF | GQM2195G2H8R9CB12# | | | | | ±2% | GQM2195G2H180GB12# | | | | |
| | | ±0.5pF | GQM2195G2H8R9DB12# | | ±5% | | | | GQM2195G2H180JB12# | | | | | |
| | | 9.0pF | ±0.1pF | GQM2195G2H9R0BB12# | | | | 20pF | ±1% | GQM2195G2H200FB12# | | | | |
| | | | ±0.25pF | GQM2195G2H9R0CB12# | | | | | ±2% | GQM2195G2H200GB12# | | | | |
| | | | ±0.5pF | GQM2195G2H9R0DB12# | | | | | ±5% | GQM2195G2H200JB12# | | | | |
| | | 9.1pF | ±0.1pF | GQM2195G2H9R1BB12# | | | | 22pF | ±1% | GQM2195G2H220FB12# | | | | |
| | | | ±0.25pF | GQM2195G2H9R1CB12# | | | | | ±2% | GQM2195G2H220GB12# | | | | |
| | | | ±0.5pF | GQM2195G2H9R1DB12# | | | | | ±5% | GQM2195G2H220JB12# | | | | |
| | | 9.2pF | ±0.1pF | GQM2195G2H9R2BB12# | | | | 250Vdc | COG | 0.20pF | ±0.05pF | GQM2195C2ER20WB12# | | |
| | | | ±0.25pF | GQM2195G2H9R2CB12# | | | | | | | | ±0.1pF | GQM2195C2ER20BB12# | |
| | | | ±0.5pF | GQM2195G2H9R2DB12# | | | | | | 0.30pF | ±0.05pF | GQM2195C2ER30WB12# | | |
| | | 9.3pF | ±0.1pF | GQM2195G2H9R3BB12# | | | | | | | | ±0.1pF | GQM2195C2ER30BB12# | |
| | | | ±0.25pF | GQM2195G2H9R3CB12# | | | | | | | | ±0.25pF | GQM2195C2ER30CB12# | |
| | | | ±0.5pF | GQM2195G2H9R3DB12# | | 0.40pF | ±0.05pF | | | GQM2195C2ER40WB12# | | | | |
| | | 9.4pF | ±0.1pF | GQM2195G2H9R4BB12# | | | | | | ±0.1pF | GQM2195C2ER40BB12# | | | |
| | | | ±0.25pF | GQM2195G2H9R4CB12# | | | | | | ±0.25pF | GQM2195C2ER40CB12# | | | |
| | | | ±0.5pF | GQM2195G2H9R4DB12# | | 0.50pF | ±0.05pF | | | GQM2195C2ER50WB12# | | | | |
| | | 9.5pF | ±0.1pF | GQM2195G2H9R5BB12# | | | | | | ±0.1pF | GQM2195C2ER50BB12# | | | |
| | | | ±0.25pF | GQM2195G2H9R5CB12# | | | | | | ±0.25pF | GQM2195C2ER50CB12# | | | |
| | | | ±0.5pF | GQM2195G2H9R5DB12# | | ±0.5pF | GQM2195C2ER50DB12# | | | | | | | |
| | | 9.6pF | ±0.1pF | GQM2195G2H9R6BB12# | | 0.60pF | ±0.05pF | | | GQM2195C2ER60WB12# | | | | |
| | | | ±0.25pF | GQM2195G2H9R6CB12# | | | | | | ±0.1pF | GQM2195C2ER60BB12# | | | |
| | | | ±0.5pF | GQM2195G2H9R6DB12# | | | | | | ±0.25pF | GQM2195C2ER60CB12# | | | |
| | | 9.7pF | ±0.1pF | GQM2195G2H9R7BB12# | | | ±0.5pF | | | GQM2195C2ER60DB12# | | | | |
| | | | ±0.25pF | GQM2195G2H9R7CB12# | | 0.70pF | ±0.05pF | | | GQM2195C2ER70WB12# | | | | |
| | | | ±0.5pF | GQM2195G2H9R7DB12# | | | | | | ±0.1pF | GQM2195C2ER70BB12# | | | |
| | | 9.8pF | ±0.1pF | GQM2195G2H9R8BB12# | | | | ±0.25pF | GQM2195C2ER70CB12# | | | | | |
| | | | ±0.25pF | GQM2195G2H9R8CB12# | | | ±0.5pF | GQM2195C2ER70DB12# | | | | | | |
| | | | ±0.5pF | GQM2195G2H9R8DB12# | | 0.75pF | ±0.05pF | GQM2195C2ER75WB12# | | | | | | |
| | | 9.9pF | ±0.1pF | GQM2195G2H9R9BB12# | | | | ±0.1pF | GQM2195C2ER75BB12# | | | | | |
| | | | ±0.25pF | GQM2195G2H9R9CB12# | | | | ±0.25pF | GQM2195C2ER75CB12# | | | | | |
| | | | ±0.5pF | GQM2195G2H9R9DB12# | | | ±0.5pF | GQM2195C2ER75DB12# | | | | | | |
| | | 10pF | ±1% | GQM2195G2H100FB12# | | 0.80pF | ±0.05pF | GQM2195C2ER80WB12# | | | | | | |
| | | | ±2% | GQM2195G2H100GB12# | | | | ±0.1pF | GQM2195C2ER80BB12# | | | | | |
| | | | ±2.5% | GQM2195G2H100RB12# | | | | ±0.25pF | GQM2195C2ER80CB12# | | | | | |
| | | | ±5% | GQM2195G2H100JB12# | | | ±0.5pF | GQM2195C2ER80DB12# | | | | | | |
| | | 11pF | ±1% | GQM2195G2H110FB12# | | 0.90pF | ±0.05pF | GQM2195C2ER90WB12# | | | | | | |
| | | | ±2% | GQM2195G2H110GB12# | | | | ±0.1pF | GQM2195C2ER90BB12# | | | | | |
| | | | ±5% | GQM2195G2H110JB12# | | | | ±0.25pF | GQM2195C2ER90CB12# | | | | | |
| | | 12pF | ±1% | GQM2195G2H120FB12# | | | ±0.5pF | GQM2195C2ER90DB12# | | | | | | |
| | | | ±2% | GQM2195G2H120GB12# | | 1.0pF | ±0.05pF | GQM2195C2E1R0WB12# | | | | | | |
| | | | ±5% | GQM2195G2H120JB12# | | | | ±0.1pF | GQM2195C2E1R0BB12# | | | | | |
| | | 13pF | ±1% | GQM2195G2H130FB12# | | | | ±0.25pF | GQM2195C2E1R0CB12# | | | | | |
| | | | ±2% | GQM2195G2H130GB12# | | | ±0.5pF | GQM2195C2E1R0DB12# | | | | | | |
| | | | ±5% | GQM2195G2H130JB12# | | 1.1pF | ±0.05pF | GQM2195C2E1R1WB12# | | | | | | |
| | | ±1% | GQM2195G2H140FB12# | | | | ±0.1pF | GQM2195C2E1R1BB12# | | | | | | |
| | | ±2% | GQM2195G2H140GB12# | | | | ±0.25pF | GQM2195C2E1R1CB12# | | | | | | |
| | | 14pF | ±5% | GQM2195G2H140JB12# | | | ±0.5pF | GQM2195C2E1R1DB12# | | | | | | |
| | | | 15pF | ±1% | GQM2195G2H150FB12# | | 1.2pF | ±0.05pF | GQM2195C2E1R2WB12# | | | | | |
| ±2% | GQM2195G2H150GB12# | | | | | | | | | | | | | |

- GRM
- GR3
- GRJ
- GR4
- GJM
- GQM**
- GA2
- GA3 GB
- GA3 GD
- GA3 GF
- LLL
- LLA
- LLM
- LLR
- NFM
- GJ4
- ZRA
- ZRB
- KRM
- KR3
- GMA
- GMD
- ⚠Caution /Notice

Part number # indicates the package specification code.

GQM Series Temperature Compensating Type High Q Part Number List

(→ 2.0×1.25mm)

| Rated Voltage | TC Code | Cap. | Tol. | Part Number | Rated Voltage | TC Code | Cap. | Tol. | Part Number | | |
|---------------|---------|---------|--------------------|--------------------|---------------|---------|--------------------|---------|--------------------|--------------------|--------------------|
| 250Vdc | COG | 1.2pF | ±0.1pF | GQM2195C2E1R2BB12# | 250Vdc | COG | 2.5pF | ±0.5pF | GQM2195C2E2R5DB12# | | |
| | | | ±0.25pF | GQM2195C2E1R2CB12# | | | | 2.6pF | ±0.05pF | GQM2195C2E2R6WB12# | |
| | | | ±0.5pF | GQM2195C2E1R2DB12# | | | | | ±0.1pF | GQM2195C2E2R6BB12# | |
| | | ±0.05pF | GQM2195C2E1R3WB12# | ±0.25pF | | | GQM2195C2E2R6CB12# | | | | |
| | | ±0.1pF | GQM2195C2E1R3BB12# | ±0.5pF | | | GQM2195C2E2R6DB12# | 2.7pF | ±0.05pF | GQM2195C2E2R7WB12# | |
| | | ±0.25pF | GQM2195C2E1R3CB12# | ±0.1pF | | | GQM2195C2E2R7BB12# | | ±0.25pF | GQM2195C2E2R7CB12# | |
| | | ±0.5pF | GQM2195C2E1R3DB12# | ±0.5pF | | | GQM2195C2E2R7DB12# | | 2.8pF | ±0.05pF | GQM2195C2E2R8WB12# |
| | | ±0.05pF | GQM2195C2E1R4WB12# | ±0.1pF | | | GQM2195C2E2R8BB12# | ±0.25pF | | GQM2195C2E2R8CB12# | |
| | | ±0.1pF | GQM2195C2E1R4BB12# | ±0.5pF | | | GQM2195C2E2R8DB12# | 2.9pF | | ±0.05pF | GQM2195C2E2R9WB12# |
| | | ±0.25pF | GQM2195C2E1R4CB12# | ±0.1pF | | | GQM2195C2E2R9BB12# | | ±0.25pF | GQM2195C2E2R9CB12# | |
| | | ±0.5pF | GQM2195C2E1R4DB12# | ±0.5pF | | | GQM2195C2E2R9DB12# | | 3.0pF | ±0.05pF | GQM2195C2E3R0WB12# |
| | | ±0.05pF | GQM2195C2E1R5WB12# | ±0.1pF | | | GQM2195C2E3R0BB12# | ±0.25pF | | GQM2195C2E3R0CB12# | |
| | | ±0.1pF | GQM2195C2E1R5BB12# | ±0.5pF | | | GQM2195C2E3R0DB12# | 3.1pF | | ±0.05pF | GQM2195C2E3R1WB12# |
| | | ±0.25pF | GQM2195C2E1R5CB12# | ±0.1pF | | | GQM2195C2E3R1BB12# | | ±0.25pF | GQM2195C2E3R1CB12# | |
| | | ±0.5pF | GQM2195C2E1R5DB12# | ±0.5pF | | | GQM2195C2E3R1DB12# | | 3.2pF | ±0.05pF | GQM2195C2E3R2WB12# |
| | | ±0.05pF | GQM2195C2E1R6WB12# | ±0.1pF | | | GQM2195C2E3R2BB12# | ±0.25pF | | GQM2195C2E3R2CB12# | |
| | | ±0.1pF | GQM2195C2E1R6BB12# | ±0.5pF | | | GQM2195C2E3R2DB12# | 3.3pF | | ±0.05pF | GQM2195C2E3R3WB12# |
| | | ±0.25pF | GQM2195C2E1R6CB12# | ±0.1pF | | | GQM2195C2E3R3BB12# | | ±0.25pF | GQM2195C2E3R3CB12# | |
| | | ±0.5pF | GQM2195C2E1R6DB12# | ±0.5pF | | | GQM2195C2E3R3DB12# | | 3.4pF | ±0.05pF | GQM2195C2E3R4WB12# |
| | | ±0.05pF | GQM2195C2E1R7WB12# | ±0.1pF | | | GQM2195C2E3R4BB12# | ±0.25pF | | GQM2195C2E3R4CB12# | |
| | | ±0.1pF | GQM2195C2E1R7BB12# | ±0.5pF | | | GQM2195C2E3R4DB12# | 3.5pF | | ±0.05pF | GQM2195C2E3R5WB12# |
| | | ±0.25pF | GQM2195C2E1R7CB12# | ±0.1pF | | | GQM2195C2E3R5BB12# | | ±0.25pF | GQM2195C2E3R5CB12# | |
| | | ±0.5pF | GQM2195C2E1R7DB12# | ±0.5pF | | | GQM2195C2E3R5DB12# | | 3.6pF | ±0.05pF | GQM2195C2E3R6WB12# |
| | | ±0.05pF | GQM2195C2E1R8WB12# | ±0.1pF | | | GQM2195C2E3R6BB12# | ±0.25pF | | GQM2195C2E3R6CB12# | |
| | | ±0.1pF | GQM2195C2E1R8BB12# | ±0.5pF | | | GQM2195C2E3R6DB12# | 3.7pF | | ±0.05pF | GQM2195C2E3R7WB12# |
| | | ±0.25pF | GQM2195C2E1R8CB12# | ±0.1pF | | | GQM2195C2E3R7BB12# | | ±0.25pF | GQM2195C2E3R7CB12# | |
| | | ±0.5pF | GQM2195C2E1R8DB12# | ±0.5pF | | | GQM2195C2E3R7DB12# | | 3.8pF | ±0.05pF | GQM2195C2E3R8WB12# |
| | | ±0.05pF | GQM2195C2E1R9WB12# | ±0.1pF | | | GQM2195C2E3R8BB12# | ±0.25pF | | GQM2195C2E3R8CB12# | |
| | | ±0.1pF | GQM2195C2E1R9BB12# | ±0.5pF | | | GQM2195C2E3R8DB12# | 3.9pF | | ±0.05pF | GQM2195C2E3R9WB12# |
| | | ±0.25pF | GQM2195C2E1R9CB12# | ±0.1pF | | | GQM2195C2E2R5BB12# | | | | |
| | | ±0.5pF | GQM2195C2E1R9DB12# | ±0.25pF | | | GQM2195C2E2R5CB12# | | | | |

Part number # indicates the package specification code.

- GRM
- GR3
- GRJ
- GR4
- GJM
- GQM**
- GA2
- GA3 GB
- GA3 GD
- GA3 GF
- LLL
- LLA
- LLM
- LLR
- NFM
- GJ4
- ZRA
- ZRB
- KRM
- KR3
- GMA
- GMD
- ⚠Caution /Notice

GQM Series Temperature Compensating Type High Q Part Number List

(→ 2.0×1.25mm)

| Rated Voltage | TC Code | Cap. | Tol. | Part Number | Rated Voltage | TC Code | Cap. | Tol. | Part Number | |
|---------------|---------|--------|--------------------|--------------------|---------------|---------|---------|--------------------|--------------------|--------------------|
| 250Vdc | COG | 3.9pF | ±0.1pF | GQM2195C2E3R9BB12# | 250Vdc | COG | 5.2pF | ±0.5pF | GQM2195C2E5R2DB12# | |
| | | | ±0.25pF | GQM2195C2E3R9CB12# | | | | 5.3pF | ±0.05pF | GQM2195C2E5R3WB12# |
| | | | ±0.5pF | GQM2195C2E3R9DB12# | | | | | ±0.1pF | GQM2195C2E5R3BB12# |
| | | 4.0pF | ±0.05pF | GQM2195C2E4R0WB12# | | | ±0.25pF | | GQM2195C2E5R3CB12# | |
| | | | ±0.1pF | GQM2195C2E4R0BB12# | | | ±0.5pF | GQM2195C2E5R3DB12# | | |
| | | | ±0.25pF | GQM2195C2E4R0CB12# | | | 5.4pF | ±0.05pF | GQM2195C2E5R4WB12# | |
| | | ±0.5pF | GQM2195C2E4R0DB12# | ±0.1pF | | | | GQM2195C2E5R4BB12# | | |
| | | 4.1pF | ±0.05pF | GQM2195C2E4R1WB12# | | | | ±0.25pF | GQM2195C2E5R4CB12# | |
| | | | ±0.1pF | GQM2195C2E4R1BB12# | | | ±0.5pF | GQM2195C2E5R4DB12# | | |
| | | | ±0.25pF | GQM2195C2E4R1CB12# | | | 5.5pF | ±0.05pF | GQM2195C2E5R5WB12# | |
| | | ±0.5pF | GQM2195C2E4R1DB12# | ±0.1pF | | | | GQM2195C2E5R5BB12# | | |
| | | 4.2pF | ±0.05pF | GQM2195C2E4R2WB12# | | | | ±0.25pF | GQM2195C2E5R5CB12# | |
| | | | ±0.1pF | GQM2195C2E4R2BB12# | | | ±0.5pF | GQM2195C2E5R5DB12# | | |
| | | | ±0.25pF | GQM2195C2E4R2CB12# | | | 5.6pF | ±0.05pF | GQM2195C2E5R6WB12# | |
| | | ±0.5pF | GQM2195C2E4R2DB12# | ±0.1pF | | | | GQM2195C2E5R6BB12# | | |
| | | 4.3pF | ±0.05pF | GQM2195C2E4R3WB12# | | | | ±0.25pF | GQM2195C2E5R6CB12# | |
| | | | ±0.1pF | GQM2195C2E4R3BB12# | | | ±0.5pF | GQM2195C2E5R6DB12# | | |
| | | | ±0.25pF | GQM2195C2E4R3CB12# | | | 5.7pF | ±0.05pF | GQM2195C2E5R7WB12# | |
| | | ±0.5pF | GQM2195C2E4R3DB12# | ±0.1pF | | | | GQM2195C2E5R7BB12# | | |
| | | 4.4pF | ±0.05pF | GQM2195C2E4R4WB12# | | | | ±0.25pF | GQM2195C2E5R7CB12# | |
| | | | ±0.1pF | GQM2195C2E4R4BB12# | | | ±0.5pF | GQM2195C2E5R7DB12# | | |
| | | | ±0.25pF | GQM2195C2E4R4CB12# | | | 5.8pF | ±0.05pF | GQM2195C2E5R8WB12# | |
| | | ±0.5pF | GQM2195C2E4R4DB12# | ±0.1pF | | | | GQM2195C2E5R8BB12# | | |
| | | 4.5pF | ±0.05pF | GQM2195C2E4R5WB12# | | | | ±0.25pF | GQM2195C2E5R8CB12# | |
| | | | ±0.1pF | GQM2195C2E4R5BB12# | | | ±0.5pF | GQM2195C2E5R8DB12# | | |
| | | | ±0.25pF | GQM2195C2E4R5CB12# | | | 5.9pF | ±0.05pF | GQM2195C2E5R9WB12# | |
| | | ±0.5pF | GQM2195C2E4R5DB12# | ±0.1pF | | | | GQM2195C2E5R9BB12# | | |
| | | 4.6pF | ±0.05pF | GQM2195C2E4R6WB12# | | | | ±0.25pF | GQM2195C2E5R9CB12# | |
| | | | ±0.1pF | GQM2195C2E4R6BB12# | | | ±0.5pF | GQM2195C2E5R9DB12# | | |
| | | | ±0.25pF | GQM2195C2E4R6CB12# | | | 6.0pF | ±0.05pF | GQM2195C2E6R0WB12# | |
| | | ±0.5pF | GQM2195C2E4R6DB12# | ±0.1pF | | | | GQM2195C2E6R0BB12# | | |
| | | 4.7pF | ±0.05pF | GQM2195C2E4R7WB12# | | | | ±0.25pF | GQM2195C2E6R0CB12# | |
| | | | ±0.1pF | GQM2195C2E4R7BB12# | | | ±0.5pF | GQM2195C2E6R0DB12# | | |
| | | | ±0.25pF | GQM2195C2E4R7CB12# | | | 6.1pF | ±0.05pF | GQM2195C2E6R1WB12# | |
| | | ±0.5pF | GQM2195C2E4R7DB12# | ±0.1pF | | | | GQM2195C2E6R1BB12# | | |
| | | 4.8pF | ±0.05pF | GQM2195C2E4R8WB12# | | | | ±0.25pF | GQM2195C2E6R1CB12# | |
| | | | ±0.1pF | GQM2195C2E4R8BB12# | | | ±0.5pF | GQM2195C2E6R1DB12# | | |
| | | | ±0.25pF | GQM2195C2E4R8CB12# | | | 6.2pF | ±0.05pF | GQM2195C2E6R2WB12# | |
| | | ±0.5pF | GQM2195C2E4R8DB12# | ±0.1pF | | | | GQM2195C2E6R2BB12# | | |
| | | 4.9pF | ±0.05pF | GQM2195C2E4R9WB12# | | | | ±0.25pF | GQM2195C2E6R2CB12# | |
| | | | ±0.1pF | GQM2195C2E4R9BB12# | | | ±0.5pF | GQM2195C2E6R2DB12# | | |
| | | | ±0.25pF | GQM2195C2E4R9CB12# | | | 6.3pF | ±0.05pF | GQM2195C2E6R3WB12# | |
| | | ±0.5pF | GQM2195C2E4R9DB12# | ±0.1pF | | | | GQM2195C2E6R3BB12# | | |
| | | 5.0pF | ±0.05pF | GQM2195C2E5R0WB12# | | | | ±0.25pF | GQM2195C2E6R3CB12# | |
| | | | ±0.1pF | GQM2195C2E5R0BB12# | | | ±0.5pF | GQM2195C2E6R3DB12# | | |
| | | | ±0.25pF | GQM2195C2E5R0CB12# | | | 6.4pF | ±0.05pF | GQM2195C2E6R4WB12# | |
| | | ±0.5pF | GQM2195C2E5R0DB12# | ±0.1pF | | | | GQM2195C2E6R4BB12# | | |
| | | 5.1pF | ±0.05pF | GQM2195C2E5R1WB12# | | | | ±0.25pF | GQM2195C2E6R4CB12# | |
| | | | ±0.1pF | GQM2195C2E5R1BB12# | | | ±0.5pF | GQM2195C2E6R4DB12# | | |
| | | | ±0.25pF | GQM2195C2E5R1CB12# | | | 6.5pF | ±0.05pF | GQM2195C2E6R5WB12# | |
| | | ±0.5pF | GQM2195C2E5R1DB12# | ±0.1pF | | | | GQM2195C2E6R5BB12# | | |
| | | 5.2pF | ±0.05pF | GQM2195C2E5R2WB12# | | | | ±0.25pF | GQM2195C2E6R5CB12# | |
| | | | ±0.1pF | GQM2195C2E5R2BB12# | | | ±0.5pF | GQM2195C2E6R5DB12# | | |
| | | | ±0.25pF | GQM2195C2E5R2CB12# | | | 6.6pF | ±0.05pF | GQM2195C2E6R6WB12# | |

- GRM
- GR3
- GRJ
- GR4
- GJM
- GQM**
- GA2
- GA3 GB
- GA3 GD
- GA3 GF
- LLL
- LLA
- LLM
- LLR
- NFM
- GJ4
- ZRA
- ZRB
- KRM
- KR3
- GMA
- GMD
- ⚠Caution /Notice

Part number # indicates the package specification code.

GQM Series Temperature Compensating Type High Q Part Number List

(→ 2.0×1.25mm)

| Rated Voltage | TC Code | Cap. | Tol. | Part Number | Rated Voltage | TC Code | Cap. | Tol. | Part Number |
|---------------|---------|--------------------|--------------------|--------------------|---------------|---------|---------|--------------------|--------------------|
| 250Vdc | COG | 6.6pF | ±0.1pF | GQM2195C2E6R6BB12# | 250Vdc | COG | 8.3pF | ±0.25pF | GQM2195C2E8R3CB12# |
| | | | ±0.25pF | GQM2195C2E6R6CB12# | | | | ±0.5pF | GQM2195C2E8R3DB12# |
| | | | ±0.5pF | GQM2195C2E6R6DB12# | | | | 8.4pF | ±0.1pF |
| | | 6.7pF | ±0.05pF | GQM2195C2E6R7WB12# | | | ±0.25pF | | GQM2195C2E8R4CB12# |
| | | | ±0.1pF | GQM2195C2E6R7BB12# | | | ±0.5pF | | GQM2195C2E8R4DB12# |
| | | | ±0.25pF | GQM2195C2E6R7CB12# | | | 8.5pF | ±0.1pF | GQM2195C2E8R5BB12# |
| | | ±0.5pF | GQM2195C2E6R7DB12# | ±0.25pF | | | | GQM2195C2E8R5CB12# | |
| | | ±0.5pF | GQM2195C2E6R7DB12# | ±0.5pF | | | | GQM2195C2E8R5DB12# | |
| | | 6.8pF | ±0.05pF | GQM2195C2E6R8WB12# | | | 8.6pF | ±0.1pF | GQM2195C2E8R6BB12# |
| | | | ±0.1pF | GQM2195C2E6R8BB12# | | | | ±0.25pF | GQM2195C2E8R6CB12# |
| | | | ±0.25pF | GQM2195C2E6R8CB12# | | | | ±0.5pF | GQM2195C2E8R6DB12# |
| | | | ±0.5pF | GQM2195C2E6R8DB12# | | | | 8.7pF | ±0.1pF |
| | | 6.9pF | ±0.1pF | GQM2195C2E6R9BB12# | | | ±0.25pF | | GQM2195C2E8R7CB12# |
| | | | ±0.25pF | GQM2195C2E6R9CB12# | | | ±0.5pF | | GQM2195C2E8R7DB12# |
| | | | ±0.5pF | GQM2195C2E6R9DB12# | | | 8.8pF | ±0.1pF | GQM2195C2E8R8BB12# |
| | | 7.0pF | ±0.1pF | GQM2195C2E7R0BB12# | | | | ±0.25pF | GQM2195C2E8R8CB12# |
| | | | ±0.25pF | GQM2195C2E7R0CB12# | | | | ±0.5pF | GQM2195C2E8R8DB12# |
| | | | ±0.5pF | GQM2195C2E7R0DB12# | | | 8.9pF | ±0.1pF | GQM2195C2E8R9BB12# |
| | | 7.1pF | ±0.1pF | GQM2195C2E7R1BB12# | | | | ±0.25pF | GQM2195C2E8R9CB12# |
| | | | ±0.25pF | GQM2195C2E7R1CB12# | | | | ±0.5pF | GQM2195C2E8R9DB12# |
| | | | ±0.5pF | GQM2195C2E7R1DB12# | | | 9.0pF | ±0.1pF | GQM2195C2E9R0BB12# |
| | | 7.2pF | ±0.1pF | GQM2195C2E7R2BB12# | | | | ±0.25pF | GQM2195C2E9R0CB12# |
| | | | ±0.25pF | GQM2195C2E7R2CB12# | | | | ±0.5pF | GQM2195C2E9R0DB12# |
| | | | ±0.5pF | GQM2195C2E7R2DB12# | | | 9.1pF | ±0.1pF | GQM2195C2E9R1BB12# |
| | | 7.3pF | ±0.1pF | GQM2195C2E7R3BB12# | | | | ±0.25pF | GQM2195C2E9R1CB12# |
| | | | ±0.25pF | GQM2195C2E7R3CB12# | | | | ±0.5pF | GQM2195C2E9R1DB12# |
| | | | ±0.5pF | GQM2195C2E7R3DB12# | | | 9.2pF | ±0.1pF | GQM2195C2E9R2BB12# |
| | | 7.4pF | ±0.1pF | GQM2195C2E7R4BB12# | | | | ±0.25pF | GQM2195C2E9R2CB12# |
| | | | ±0.25pF | GQM2195C2E7R4CB12# | | | | ±0.5pF | GQM2195C2E9R2DB12# |
| | | | ±0.5pF | GQM2195C2E7R4DB12# | | | 9.3pF | ±0.1pF | GQM2195C2E9R3BB12# |
| | | 7.5pF | ±0.1pF | GQM2195C2E7R5BB12# | | | | ±0.25pF | GQM2195C2E9R3CB12# |
| | | | ±0.25pF | GQM2195C2E7R5CB12# | | | | ±0.5pF | GQM2195C2E9R3DB12# |
| | | | ±0.5pF | GQM2195C2E7R5DB12# | | | 9.4pF | ±0.1pF | GQM2195C2E9R4BB12# |
| | | 7.6pF | ±0.1pF | GQM2195C2E7R6BB12# | | | | ±0.25pF | GQM2195C2E9R4CB12# |
| | | | ±0.25pF | GQM2195C2E7R6CB12# | | | | ±0.5pF | GQM2195C2E9R4DB12# |
| | | | ±0.5pF | GQM2195C2E7R6DB12# | | | 9.5pF | ±0.1pF | GQM2195C2E9R5BB12# |
| | | 7.7pF | ±0.1pF | GQM2195C2E7R7BB12# | | | | ±0.25pF | GQM2195C2E9R5CB12# |
| | | | ±0.25pF | GQM2195C2E7R7CB12# | | | | ±0.5pF | GQM2195C2E9R5DB12# |
| | | | ±0.5pF | GQM2195C2E7R7DB12# | | | 9.6pF | ±0.1pF | GQM2195C2E9R6BB12# |
| | | 7.8pF | ±0.1pF | GQM2195C2E7R8BB12# | | | | ±0.25pF | GQM2195C2E9R6CB12# |
| | | | ±0.25pF | GQM2195C2E7R8CB12# | | | | ±0.5pF | GQM2195C2E9R6DB12# |
| | | | ±0.5pF | GQM2195C2E7R8DB12# | | | 9.7pF | ±0.1pF | GQM2195C2E9R7BB12# |
| | | 7.9pF | ±0.1pF | GQM2195C2E7R9BB12# | | | | ±0.25pF | GQM2195C2E9R7CB12# |
| | | | ±0.25pF | GQM2195C2E7R9CB12# | | | | ±0.5pF | GQM2195C2E9R7DB12# |
| | | | ±0.5pF | GQM2195C2E7R9DB12# | | | 9.8pF | ±0.1pF | GQM2195C2E9R8BB12# |
| | | 8.0pF | ±0.1pF | GQM2195C2E8R0BB12# | | | | ±0.25pF | GQM2195C2E9R8CB12# |
| | | | ±0.25pF | GQM2195C2E8R0CB12# | | | | ±0.5pF | GQM2195C2E9R8DB12# |
| | | | ±0.5pF | GQM2195C2E8R0DB12# | | | 9.9pF | ±0.1pF | GQM2195C2E9R9BB12# |
| | | 8.1pF | ±0.1pF | GQM2195C2E8R1BB12# | | | | ±0.25pF | GQM2195C2E9R9CB12# |
| | | | ±0.25pF | GQM2195C2E8R1CB12# | | | | ±0.5pF | GQM2195C2E9R9DB12# |
| | | | ±0.5pF | GQM2195C2E8R1DB12# | | | 10pF | ±1% | GQM2195C2E100FB12# |
| | | 8.2pF | ±0.1pF | GQM2195C2E8R2BB12# | | | | ±2% | GQM2195C2E100GB12# |
| | | | ±0.25pF | GQM2195C2E8R2CB12# | | | | ±2.5% | GQM2195C2E100RB12# |
| | | | ±0.5pF | GQM2195C2E8R2DB12# | | | | ±5% | GQM2195C2E100JB12# |
| 8.3pF | ±0.1pF | GQM2195C2E8R3BB12# | | | | | | | |

- GRM
- GR3
- GRJ
- GR4
- GJM
- GQM**
- GA2
- GA3 GB
- GA3 GD
- GA3 GF
- LLL
- LLA
- LLM
- LLR
- NFM
- GJ4
- ZRA
- ZRB
- KRM
- KR3
- GMA
- GMD
- ⚠Caution /Notice

Part number # indicates the package specification code.

GQM Series Temperature Compensating Type High Q Part Number List

(→ 2.0×1.25mm)

| Rated Voltage | TC Code | Cap. | Tol. | Part Number | | Rated Voltage | TC Code | Cap. | Tol. | Part Number | | |
|---------------|--------------------|------|------|--------------------|--|---------------|---------|---------|---------|--------------------|--------------------|--|
| 250Vdc | COG | 11pF | ±1% | GQM2195C2E110FB12# | | 250Vdc | COG | 39pF | ±1% | GQM2195C2E390FB12# | | |
| | | | ±2% | GQM2195C2E110GB12# | | | | | ±2% | GQM2195C2E390GB12# | | |
| | | | ±5% | GQM2195C2E110JB12# | | | | | ±5% | GQM2195C2E390JB12# | | |
| | | 12pF | ±1% | GQM2195C2E120FB12# | | | | 43pF | ±1% | GQM2195C2E430FB12# | | |
| | | | ±2% | GQM2195C2E120GB12# | | | | | ±2% | GQM2195C2E430GB12# | | |
| | | | ±5% | GQM2195C2E120JB12# | | | | | ±5% | GQM2195C2E430JB12# | | |
| | | 13pF | ±1% | GQM2195C2E130FB12# | | | | 47pF | ±1% | GQM2195C2E470FB12# | | |
| | | | ±2% | GQM2195C2E130GB12# | | | | | ±2% | GQM2195C2E470GB12# | | |
| | | | ±5% | GQM2195C2E130JB12# | | | | | ±5% | GQM2195C2E470JB12# | | |
| | | 14pF | ±1% | GQM2195C2E140FB12# | | | | 51pF | ±1% | GQM2195C2E510FB12# | | |
| | | | ±2% | GQM2195C2E140GB12# | | | | | ±2% | GQM2195C2E510GB12# | | |
| | | | ±5% | GQM2195C2E140JB12# | | | | | ±5% | GQM2195C2E510JB12# | | |
| | | 15pF | ±1% | GQM2195C2E150FB12# | | | | 56pF | ±1% | GQM2195C2E560FB12# | | |
| | | | ±2% | GQM2195C2E150GB12# | | | | | ±2% | GQM2195C2E560GB12# | | |
| | | | ±5% | GQM2195C2E150JB12# | | | | | ±5% | GQM2195C2E560JB12# | | |
| | | 16pF | ±1% | GQM2195C2E160FB12# | | | | 62pF | ±1% | GQM2195C2E620FB12# | | |
| | | | ±2% | GQM2195C2E160GB12# | | | | | ±2% | GQM2195C2E620GB12# | | |
| | | | ±5% | GQM2195C2E160JB12# | | | | | ±5% | GQM2195C2E620JB12# | | |
| | | 18pF | ±1% | GQM2195C2E180FB12# | | | | 68pF | ±1% | GQM2195C2E680FB12# | | |
| | | | ±2% | GQM2195C2E180GB12# | | | | | ±2% | GQM2195C2E680GB12# | | |
| | | | ±5% | GQM2195C2E180JB12# | | | | | ±5% | GQM2195C2E680JB12# | | |
| | | 20pF | ±1% | GQM2195C2E200FB12# | | | | 75pF | ±1% | GQM2195C2E750FB12# | | |
| | | | ±2% | GQM2195C2E200GB12# | | | | | ±2% | GQM2195C2E750GB12# | | |
| | | | ±5% | GQM2195C2E200JB12# | | | | | ±5% | GQM2195C2E750JB12# | | |
| | | 22pF | ±1% | GQM2195C2E220FB12# | | | | 82pF | ±1% | GQM2195C2E820FB12# | | |
| | | | ±2% | GQM2195C2E220GB12# | | | | | ±2% | GQM2195C2E820GB12# | | |
| | | | ±5% | GQM2195C2E220JB12# | | | | | ±5% | GQM2195C2E820JB12# | | |
| | | 24pF | ±1% | GQM2195C2E240FB12# | | | | 91pF | ±1% | GQM2195C2E910FB12# | | |
| | | | ±2% | GQM2195C2E240GB12# | | | | | ±2% | GQM2195C2E910GB12# | | |
| | | | ±5% | GQM2195C2E240JB12# | | | | | ±5% | GQM2195C2E910JB12# | | |
| | | 25pF | ±1% | GQM2195C2E250FB12# | | | | 100pF | ±1% | GQM2195C2E101FB12# | | |
| | | | ±2% | GQM2195C2E250GB12# | | | | | ±2% | GQM2195C2E101GB12# | | |
| | | | ±5% | GQM2195C2E250JB12# | | | | | ±5% | GQM2195C2E101JB12# | | |
| | | 27pF | ±1% | GQM2195C2E270FB12# | | | | 110pF | ±1% | GQM2195C2E111FB12# | | |
| | | | ±2% | GQM2195C2E270GB12# | | | | | ±2% | GQM2195C2E111GB12# | | |
| | | | ±5% | GQM2195C2E270JB12# | | | | | ±5% | GQM2195C2E111JB12# | | |
| | | 28pF | ±1% | GQM2195C2E280FB12# | | | | 120pF | ±1% | GQM2195C2E121FB12# | | |
| | | | ±2% | GQM2195C2E280GB12# | | | | | ±2% | GQM2195C2E121GB12# | | |
| | | | ±5% | GQM2195C2E280JB12# | | | | | ±5% | GQM2195C2E121JB12# | | |
| | | 30pF | ±1% | GQM2195C2E300FB12# | | | | 130pF | ±1% | GQM2195C2E131FB12# | | |
| | | | ±2% | GQM2195C2E300GB12# | | | | | ±2% | GQM2195C2E131GB12# | | |
| | | | ±5% | GQM2195C2E300JB12# | | | | | ±5% | GQM2195C2E131JB12# | | |
| | | 32pF | ±1% | GQM2195C2E320FB12# | | | | 150pF | ±1% | GQM2195C2E151FB12# | | |
| | | | ±2% | GQM2195C2E320GB12# | | | | | ±2% | GQM2195C2E151GB12# | | |
| | | | ±5% | GQM2195C2E320JB12# | | | | | ±5% | GQM2195C2E151JB12# | | |
| | | 33pF | ±1% | GQM2195C2E330FB12# | | | | X8G | 0.20pF | ±0.05pF | GQM2195G2ER20WB12# | |
| | | | ±2% | GQM2195C2E330GB12# | | | | | | ±0.1pF | GQM2195G2ER20BB12# | |
| | | | ±5% | GQM2195C2E330JB12# | | | | | 0.30pF | ±0.05pF | GQM2195G2ER30WB12# | |
| | | 34pF | ±1% | GQM2195C2E340FB12# | | | | | | ±0.1pF | GQM2195G2ER30BB12# | |
| | | | ±2% | GQM2195C2E340GB12# | | | | | | ±0.25pF | GQM2195G2ER30CB12# | |
| | | 36pF | ±1% | GQM2195C2E360FB12# | | | | | 0.40pF | ±0.05pF | GQM2195G2ER40WB12# | |
| | | | ±2% | GQM2195C2E360GB12# | | | | ±0.1pF | | GQM2195G2ER40BB12# | | |
| | | | ±5% | GQM2195C2E360JB12# | | | | ±0.25pF | | GQM2195G2ER40CB12# | | |
| | | 36pF | ±1% | GQM2195C2E360FB12# | | | | 0.50pF | ±0.05pF | GQM2195G2ER50WB12# | | |
| ±2% | GQM2195C2E360GB12# | | | | | | | | | | | |
| ±5% | GQM2195C2E360JB12# | | | | | | | | | | | |

- GRM
- GR3
- GRJ
- GR4
- GJM
- GQM**
- GA2
- GA3 GB
- GA3 GD
- GA3 GF
- LLL
- LLA
- LLM
- LLR
- NFM
- GJ4
- ZRA
- ZRB
- KRM
- KR3
- GMA
- GMD
- ⚠Caution /Notice

Part number # indicates the package specification code.

GQM Series Temperature Compensating Type High Q Part Number List

(→ 2.0×1.25mm)

| Rated Voltage | TC Code | Cap. | Tol. | Part Number | Rated Voltage | TC Code | Cap. | Tol. | Part Number | | | |
|---------------|---------|---------|--------------------|--------------------|---------------|---------|--------------------|---------|--------------------|--------------------|--------------------|--------------------|
| 250Vdc | X8G | 0.50pF | ±0.1pF | GQM2195G2ER50BB12# | 250Vdc | X8G | 1.7pF | ±0.5pF | GQM2195G2E1R7DB12# | | | |
| | | | ±0.25pF | GQM2195G2ER50CB12# | | | | 1.8pF | ±0.05pF | GQM2195G2E1R8WB12# | | |
| | | | ±0.5pF | GQM2195G2ER50DB12# | | | | | ±0.1pF | GQM2195G2E1R8BB12# | | |
| | | ±0.05pF | GQM2195G2ER60WB12# | ±0.25pF | | | GQM2195G2E1R8CB12# | | | | | |
| | | ±0.1pF | GQM2195G2ER60BB12# | ±0.5pF | | | GQM2195G2E1R8DB12# | 1.9pF | ±0.05pF | GQM2195G2E1R9WB12# | | |
| | | ±0.25pF | GQM2195G2ER60CB12# | ±0.1pF | | | GQM2195G2E1R9BB12# | | ±0.25pF | GQM2195G2E1R9CB12# | | |
| | | ±0.5pF | GQM2195G2ER60DB12# | ±0.5pF | | | GQM2195G2E1R9DB12# | | 2.0pF | ±0.05pF | GQM2195G2E2R0WB12# | |
| | | ±0.05pF | GQM2195G2ER70WB12# | ±0.1pF | | | GQM2195G2E2R0BB12# | ±0.25pF | | GQM2195G2E2R0CB12# | | |
| | | ±0.1pF | GQM2195G2ER70BB12# | ±0.5pF | | | GQM2195G2E2R0DB12# | 2.1pF | | ±0.05pF | GQM2195G2E2R1WB12# | |
| | | ±0.25pF | GQM2195G2ER70CB12# | ±0.1pF | | | GQM2195G2E2R1BB12# | | ±0.25pF | GQM2195G2E2R1CB12# | | |
| | | ±0.5pF | GQM2195G2ER70DB12# | ±0.5pF | | | GQM2195G2E2R1DB12# | | 2.2pF | ±0.05pF | GQM2195G2E2R2WB12# | |
| | | ±0.05pF | GQM2195G2ER75WB12# | ±0.1pF | | | GQM2195G2E2R2BB12# | ±0.25pF | | GQM2195G2E2R2CB12# | | |
| | | ±0.1pF | GQM2195G2ER75BB12# | ±0.5pF | | | GQM2195G2E2R2DB12# | 2.3pF | | ±0.05pF | GQM2195G2E2R3WB12# | |
| | | ±0.25pF | GQM2195G2ER75CB12# | ±0.1pF | | | GQM2195G2E2R3BB12# | | ±0.25pF | GQM2195G2E2R3CB12# | | |
| | | ±0.5pF | GQM2195G2ER75DB12# | ±0.5pF | | | GQM2195G2E2R3DB12# | | 2.4pF | ±0.05pF | GQM2195G2E2R4WB12# | |
| | | ±0.05pF | GQM2195G2ER80WB12# | ±0.1pF | | | GQM2195G2E2R4BB12# | ±0.25pF | | GQM2195G2E2R4CB12# | | |
| | | ±0.1pF | GQM2195G2ER80BB12# | ±0.5pF | | | GQM2195G2E2R4DB12# | 2.5pF | | ±0.05pF | GQM2195G2E2R5WB12# | |
| | | ±0.25pF | GQM2195G2ER80CB12# | ±0.1pF | | | GQM2195G2E2R5BB12# | | ±0.25pF | GQM2195G2E2R5CB12# | | |
| | | ±0.5pF | GQM2195G2ER80DB12# | ±0.5pF | | | GQM2195G2E2R5DB12# | | 2.6pF | ±0.05pF | GQM2195G2E2R6WB12# | |
| | | ±0.05pF | GQM2195G2ER90WB12# | ±0.1pF | | | GQM2195G2E2R6BB12# | ±0.25pF | | GQM2195G2E2R6CB12# | | |
| | | ±0.1pF | GQM2195G2ER90BB12# | ±0.5pF | | | GQM2195G2E2R6DB12# | 2.7pF | | ±0.05pF | GQM2195G2E2R7WB12# | |
| | | ±0.25pF | GQM2195G2ER90CB12# | ±0.1pF | | | GQM2195G2E2R7BB12# | | ±0.25pF | GQM2195G2E2R7CB12# | | |
| | | ±0.5pF | GQM2195G2ER90DB12# | ±0.5pF | | | GQM2195G2E2R7DB12# | | 2.8pF | ±0.05pF | GQM2195G2E2R8WB12# | |
| | | ±0.05pF | GQM2195G2E1R0WB12# | ±0.1pF | | | GQM2195G2E1R0BB12# | ±0.1pF | | GQM2195G2E2R8BB12# | | |
| | | ±0.1pF | GQM2195G2E1R0BB12# | ±0.25pF | | | GQM2195G2E1R0CB12# | ±0.25pF | | GQM2195G2E2R8CB12# | | |
| | | ±0.25pF | GQM2195G2E1R0CB12# | ±0.5pF | | | GQM2195G2E1R0DB12# | ±0.5pF | GQM2195G2E2R8DB12# | 2.9pF | ±0.05pF | GQM2195G2E2R9WB12# |
| | | ±0.5pF | GQM2195G2E1R0DB12# | ±0.05pF | | | GQM2195G2E2R9BB12# | ±0.1pF | GQM2195G2E2R9CB12# | | | |
| | | ±0.05pF | GQM2195G2E1R1WB12# | ±0.1pF | | | GQM2195G2E1R1BB12# | ±0.25pF | GQM2195G2E2R9DB12# | | | |
| | | ±0.1pF | GQM2195G2E1R1BB12# | ±0.25pF | | | GQM2195G2E1R1CB12# | ±0.5pF | GQM2195G2E2R9DB12# | 3.0pF | ±0.05pF | GQM2195G2E3R0WB12# |
| | | ±0.25pF | GQM2195G2E1R1CB12# | ±0.05pF | | | GQM2195G2E1R2WB12# | ±0.1pF | GQM2195G2E3R0BB12# | | | |
| | | ±0.5pF | GQM2195G2E1R1DB12# | ±0.1pF | | | GQM2195G2E1R2BB12# | ±0.25pF | GQM2195G2E3R0CB12# | | | |
| | | ±0.05pF | GQM2195G2E1R2WB12# | ±0.1pF | | | GQM2195G2E1R2BB12# | ±0.5pF | GQM2195G2E3R0DB12# | 3.1pF | ±0.05pF | GQM2195G2E3R1WB12# |
| | | ±0.1pF | GQM2195G2E1R2BB12# | ±0.25pF | | | GQM2195G2E1R2CB12# | ±0.1pF | GQM2195G2E3R1BB12# | | | |
| | | ±0.25pF | GQM2195G2E1R2CB12# | ±0.5pF | | | GQM2195G2E1R2DB12# | ±0.25pF | GQM2195G2E3R1CB12# | | | |
| | | ±0.5pF | GQM2195G2E1R2DB12# | ±0.05pF | | | GQM2195G2E1R3WB12# | ±0.5pF | GQM2195G2E3R1DB12# | 3.1pF | ±0.05pF | GQM2195G2E3R1WB12# |
| | | ±0.05pF | GQM2195G2E1R3WB12# | ±0.1pF | | | GQM2195G2E1R3BB12# | ±0.1pF | GQM2195G2E3R1BB12# | | | |
| | | ±0.1pF | GQM2195G2E1R3BB12# | ±0.25pF | | | GQM2195G2E1R3CB12# | ±0.25pF | GQM2195G2E3R1CB12# | | | |
| | | ±0.25pF | GQM2195G2E1R3CB12# | ±0.5pF | | | GQM2195G2E1R3DB12# | ±0.5pF | GQM2195G2E3R1DB12# | 3.1pF | ±0.05pF | GQM2195G2E3R1WB12# |
| | | ±0.5pF | GQM2195G2E1R3DB12# | ±0.05pF | | | GQM2195G2E1R4WB12# | ±0.1pF | GQM2195G2E3R1BB12# | | | |
| | | ±0.05pF | GQM2195G2E1R4WB12# | ±0.1pF | | | GQM2195G2E1R4BB12# | ±0.25pF | GQM2195G2E3R1CB12# | | | |
| | | ±0.1pF | GQM2195G2E1R4BB12# | ±0.25pF | | | GQM2195G2E1R4CB12# | ±0.5pF | GQM2195G2E3R1DB12# | 3.1pF | ±0.05pF | GQM2195G2E3R1WB12# |
| | | ±0.25pF | GQM2195G2E1R4CB12# | ±0.05pF | | | GQM2195G2E1R5WB12# | ±0.1pF | GQM2195G2E3R1BB12# | | | |
| | | ±0.5pF | GQM2195G2E1R4DB12# | ±0.1pF | | | GQM2195G2E1R5BB12# | ±0.25pF | GQM2195G2E3R1CB12# | | | |
| | | ±0.05pF | GQM2195G2E1R5WB12# | ±0.25pF | | | GQM2195G2E1R5CB12# | ±0.5pF | GQM2195G2E3R1DB12# | 3.1pF | ±0.05pF | GQM2195G2E3R1WB12# |
| | | ±0.1pF | GQM2195G2E1R5BB12# | ±0.05pF | | | GQM2195G2E1R6WB12# | ±0.1pF | GQM2195G2E3R1BB12# | | | |
| | | ±0.25pF | GQM2195G2E1R5CB12# | ±0.1pF | | | GQM2195G2E1R6BB12# | ±0.25pF | GQM2195G2E3R1CB12# | | | |
| | | ±0.5pF | GQM2195G2E1R5DB12# | ±0.25pF | | | GQM2195G2E1R6CB12# | ±0.5pF | GQM2195G2E3R1DB12# | 3.1pF | ±0.05pF | GQM2195G2E3R1WB12# |
| | | ±0.05pF | GQM2195G2E1R6WB12# | ±0.5pF | | | GQM2195G2E1R6DB12# | ±0.1pF | GQM2195G2E3R1BB12# | | | |
| | | ±0.1pF | GQM2195G2E1R6BB12# | ±0.05pF | | | GQM2195G2E1R7WB12# | ±0.25pF | GQM2195G2E3R1CB12# | | | |
| | | ±0.25pF | GQM2195G2E1R6CB12# | ±0.1pF | | | GQM2195G2E1R7BB12# | ±0.5pF | GQM2195G2E3R1DB12# | 3.1pF | ±0.05pF | GQM2195G2E3R1WB12# |
| | | ±0.5pF | GQM2195G2E1R6DB12# | ±0.25pF | | | GQM2195G2E1R7CB12# | ±0.1pF | GQM2195G2E3R1BB12# | | | |
| | | ±0.05pF | GQM2195G2E1R7WB12# | ±0.5pF | | | GQM2195G2E1R7DB12# | ±0.25pF | GQM2195G2E3R1CB12# | | | |
| | | ±0.1pF | GQM2195G2E1R7BB12# | ±0.05pF | | | GQM2195G2E1R7WB12# | ±0.5pF | GQM2195G2E3R1DB12# | 3.1pF | ±0.05pF | GQM2195G2E3R1WB12# |
| | | ±0.25pF | GQM2195G2E1R7CB12# | ±0.1pF | | | GQM2195G2E1R7BB12# | ±0.25pF | GQM2195G2E3R1CB12# | | | |
| | | ±0.05pF | GQM2195G2E1R7WB12# | ±0.5pF | | | GQM2195G2E1R7DB12# | ±0.5pF | GQM2195G2E3R1DB12# | | | |

Part number # indicates the package specification code.

- GRM
- GR3
- GRJ
- GR4
- GJM
- GQM**
- GA2
- GA3 GB
- GA3 GD
- GA3 GF
- LLL
- LLA
- LLM
- LLR
- NFM
- GJ4
- ZRA
- ZRB
- KRM
- KR3
- GMA
- GMD
- △Caution /Notice

GQM Series Temperature Compensating Type High Q Part Number List

(→ 2.0×1.25mm)

| Rated Voltage | TC Code | Cap. | Tol. | Part Number | Rated Voltage | TC Code | Cap. | Tol. | Part Number | |
|---------------|---------|--------|--------------------|--------------------|---------------|---------|--------------------|--------------------|--------------------|--------------------|
| 250Vdc | X8G | 5.8pF | ±0.1pF | GQM2195G2E5R8BB12# | 250Vdc | X8G | 7.2pF | ±0.5pF | GQM2195G2E7R2DB12# | |
| | | | ±0.25pF | GQM2195G2E5R8CB12# | | | | 7.3pF | ±0.1pF | GQM2195G2E7R3BB12# |
| | | | ±0.5pF | GQM2195G2E5R8DB12# | | | | | ±0.25pF | GQM2195G2E7R3CB12# |
| | | 5.9pF | ±0.05pF | GQM2195G2E5R9WB12# | | | 7.4pF | ±0.5pF | GQM2195G2E7R3DB12# | |
| | | | ±0.1pF | GQM2195G2E5R9BB12# | | | | 7.4pF | ±0.1pF | GQM2195G2E7R4BB12# |
| | | | ±0.25pF | GQM2195G2E5R9CB12# | | | ±0.25pF | | GQM2195G2E7R4CB12# | |
| | | ±0.5pF | GQM2195G2E5R9DB12# | ±0.5pF | | | GQM2195G2E7R4DB12# | | | |
| | | 6.0pF | ±0.05pF | GQM2195G2E6R0WB12# | | | 7.5pF | ±0.1pF | GQM2195G2E7R5BB12# | |
| | | | ±0.1pF | GQM2195G2E6R0BB12# | | | | ±0.25pF | GQM2195G2E7R5CB12# | |
| | | | ±0.25pF | GQM2195G2E6R0CB12# | | | | ±0.5pF | GQM2195G2E7R5DB12# | |
| | | | ±0.5pF | GQM2195G2E6R0DB12# | | | 7.6pF | ±0.1pF | GQM2195G2E7R6BB12# | |
| | | 6.1pF | ±0.05pF | GQM2195G2E6R1WB12# | | | | ±0.25pF | GQM2195G2E7R6CB12# | |
| | | | ±0.1pF | GQM2195G2E6R1BB12# | | | | ±0.5pF | GQM2195G2E7R6DB12# | |
| | | | ±0.25pF | GQM2195G2E6R1CB12# | | | 7.7pF | ±0.1pF | GQM2195G2E7R7BB12# | |
| | | ±0.5pF | GQM2195G2E6R1DB12# | ±0.25pF | | | | GQM2195G2E7R7CB12# | | |
| | | 6.2pF | ±0.05pF | GQM2195G2E6R2WB12# | | | | ±0.5pF | GQM2195G2E7R7DB12# | |
| | | | ±0.1pF | GQM2195G2E6R2BB12# | | | 7.8pF | ±0.1pF | GQM2195G2E7R8BB12# | |
| | | | ±0.25pF | GQM2195G2E6R2CB12# | | | | ±0.25pF | GQM2195G2E7R8CB12# | |
| | | | ±0.5pF | GQM2195G2E6R2DB12# | | | | ±0.5pF | GQM2195G2E7R8DB12# | |
| | | 6.3pF | ±0.05pF | GQM2195G2E6R3WB12# | | | 7.9pF | ±0.1pF | GQM2195G2E7R9BB12# | |
| | | | ±0.1pF | GQM2195G2E6R3BB12# | | | | ±0.25pF | GQM2195G2E7R9CB12# | |
| | | | ±0.25pF | GQM2195G2E6R3CB12# | | | | ±0.5pF | GQM2195G2E7R9DB12# | |
| | | | ±0.5pF | GQM2195G2E6R3DB12# | | | 8.0pF | ±0.1pF | GQM2195G2E8R0BB12# | |
| | | 6.4pF | ±0.05pF | GQM2195G2E6R4WB12# | | | | ±0.25pF | GQM2195G2E8R0CB12# | |
| | | | ±0.1pF | GQM2195G2E6R4BB12# | | | | ±0.5pF | GQM2195G2E8R0DB12# | |
| | | | ±0.25pF | GQM2195G2E6R4CB12# | | | | 8.1pF | ±0.1pF | GQM2195G2E8R1BB12# |
| | | ±0.5pF | GQM2195G2E6R4DB12# | ±0.25pF | | | GQM2195G2E8R1CB12# | | | |
| | | 6.5pF | ±0.05pF | GQM2195G2E6R5WB12# | | | ±0.5pF | | GQM2195G2E8R1DB12# | |
| | | | ±0.1pF | GQM2195G2E6R5BB12# | | | 8.2pF | ±0.1pF | GQM2195G2E8R2BB12# | |
| | | | ±0.25pF | GQM2195G2E6R5CB12# | | | | ±0.25pF | GQM2195G2E8R2CB12# | |
| | | | ±0.5pF | GQM2195G2E6R5DB12# | | | | ±0.5pF | GQM2195G2E8R2DB12# | |
| | | 6.6pF | ±0.05pF | GQM2195G2E6R6WB12# | | | 8.3pF | ±0.1pF | GQM2195G2E8R3BB12# | |
| | | | ±0.1pF | GQM2195G2E6R6BB12# | | | | ±0.25pF | GQM2195G2E8R3CB12# | |
| | | | ±0.25pF | GQM2195G2E6R6CB12# | | | | ±0.5pF | GQM2195G2E8R3DB12# | |
| | | | ±0.5pF | GQM2195G2E6R6DB12# | | | 8.4pF | ±0.1pF | GQM2195G2E8R4BB12# | |
| | | 6.7pF | ±0.05pF | GQM2195G2E6R7WB12# | | | | ±0.25pF | GQM2195G2E8R4CB12# | |
| | | | ±0.1pF | GQM2195G2E6R7BB12# | | | | ±0.5pF | GQM2195G2E8R4DB12# | |
| | | | ±0.25pF | GQM2195G2E6R7CB12# | | | 8.5pF | ±0.1pF | GQM2195G2E8R5BB12# | |
| | | ±0.5pF | GQM2195G2E6R7DB12# | ±0.25pF | | | | GQM2195G2E8R5CB12# | | |
| | | 6.8pF | ±0.05pF | GQM2195G2E6R8WB12# | | | | ±0.5pF | GQM2195G2E8R5DB12# | |
| | | | ±0.1pF | GQM2195G2E6R8BB12# | | | 8.6pF | ±0.1pF | GQM2195G2E8R6BB12# | |
| | | | ±0.25pF | GQM2195G2E6R8CB12# | | | | ±0.25pF | GQM2195G2E8R6CB12# | |
| | | | ±0.5pF | GQM2195G2E6R8DB12# | | | | ±0.5pF | GQM2195G2E8R6DB12# | |
| | | 6.9pF | ±0.1pF | GQM2195G2E6R9BB12# | | | 8.7pF | ±0.1pF | GQM2195G2E8R7BB12# | |
| | | | ±0.25pF | GQM2195G2E6R9CB12# | | | | ±0.25pF | GQM2195G2E8R7CB12# | |
| | | | ±0.5pF | GQM2195G2E6R9DB12# | | | | ±0.5pF | GQM2195G2E8R7DB12# | |
| | | 7.0pF | ±0.1pF | GQM2195G2E7R0BB12# | | | 8.8pF | ±0.1pF | GQM2195G2E8R8BB12# | |
| | | | ±0.25pF | GQM2195G2E7R0CB12# | | | | ±0.25pF | GQM2195G2E8R8CB12# | |
| | | | ±0.5pF | GQM2195G2E7R0DB12# | | | | ±0.5pF | GQM2195G2E8R8DB12# | |
| | | 7.1pF | ±0.1pF | GQM2195G2E7R1BB12# | | | 8.9pF | ±0.1pF | GQM2195G2E8R9BB12# | |
| | | | ±0.25pF | GQM2195G2E7R1CB12# | | | | ±0.25pF | GQM2195G2E8R9CB12# | |
| | | | ±0.5pF | GQM2195G2E7R1DB12# | | | | ±0.5pF | GQM2195G2E8R9DB12# | |
| | | 7.2pF | ±0.1pF | GQM2195G2E7R2BB12# | | | 9.0pF | ±0.1pF | GQM2195G2E9R0BB12# | |
| | | | ±0.25pF | GQM2195G2E7R2CB12# | | | | ±0.25pF | GQM2195G2E9R0CB12# | |

- GRM
- GR3
- GRJ
- GR4
- GJM
- GQM**
- GA2
- GA3 GB
- GA3 GD
- GA3 GF
- LLL
- LLA
- LLM
- LLR
- NFM
- GJ4
- ZRA
- ZRB
- KRM
- KR3
- GMA
- GMD
- △Caution / Notice

Part number # indicates the package specification code.

GQM Series Temperature Compensating Type High Q Part Number List

(→ 2.0×1.25mm)

| Rated Voltage | TC Code | Cap. | Tol. | Part Number | | Rated Voltage | TC Code | Cap. | Tol. | Part Number | |
|---------------|--------------------|--------------------|--------------------|--------------------|--------------------|--------------------|---------|--------------------|--------------------|--------------------|--------------------|
| 250Vdc | X8G | 9.0pF | ±0.5pF | GQM2195G2E9R0DB12# | | 250Vdc | X8G | 20pF | ±2% | GQM2195G2E200GB12# | |
| | | | ±0.1pF | GQM2195G2E9R1BB12# | | | | | ±5% | GQM2195G2E200JB12# | |
| | | | ±0.25pF | GQM2195G2E9R1CB12# | | | | | 22pF | ±1% | GQM2195G2E220FB12# |
| | | ±0.5pF | GQM2195G2E9R1DB12# | | ±2% | | | GQM2195G2E220GB12# | | | |
| | | 9.2pF | ±0.1pF | GQM2195G2E9R2BB12# | | | | ±5% | | GQM2195G2E220JB12# | |
| | | | ±0.25pF | GQM2195G2E9R2CB12# | | | | 24pF | ±1% | GQM2195G2E240FB12# | |
| | | | ±0.5pF | GQM2195G2E9R2DB12# | | | | | ±2% | GQM2195G2E240GB12# | |
| | | ±5% | GQM2195G2E240JB12# | | 25pF | | | | ±1% | GQM2195G2E250FB12# | |
| | | 9.3pF | ±0.1pF | GQM2195G2E9R3BB12# | | | | | ±2% | GQM2195G2E250GB12# | |
| | | | ±0.25pF | GQM2195G2E9R3CB12# | | | | | ±5% | GQM2195G2E250JB12# | |
| | | | ±0.5pF | GQM2195G2E9R3DB12# | | | | 27pF | ±1% | GQM2195G2E270FB12# | |
| | | 9.4pF | ±0.1pF | GQM2195G2E9R4BB12# | | | | | ±2% | GQM2195G2E270GB12# | |
| | | | ±0.25pF | GQM2195G2E9R4CB12# | | | | | ±5% | GQM2195G2E270JB12# | |
| | | | ±0.5pF | GQM2195G2E9R4DB12# | | | | 28pF | ±1% | GQM2195G2E280FB12# | |
| | | 9.5pF | ±0.1pF | GQM2195G2E9R5BB12# | | | | | ±2% | GQM2195G2E280GB12# | |
| | | | ±0.25pF | GQM2195G2E9R5CB12# | | | | | ±5% | GQM2195G2E280JB12# | |
| | | | ±0.5pF | GQM2195G2E9R5DB12# | | | | 30pF | ±1% | GQM2195G2E300FB12# | |
| | | 9.6pF | ±0.1pF | GQM2195G2E9R6BB12# | | | | | ±2% | GQM2195G2E300GB12# | |
| | | | ±0.25pF | GQM2195G2E9R6CB12# | | | | | ±5% | GQM2195G2E300JB12# | |
| | | | ±0.5pF | GQM2195G2E9R6DB12# | | | | 32pF | ±1% | GQM2195G2E320FB12# | |
| | | 9.7pF | ±0.1pF | GQM2195G2E9R7BB12# | | | | | ±2% | GQM2195G2E320GB12# | |
| | | | ±0.25pF | GQM2195G2E9R7CB12# | | | | | ±5% | GQM2195G2E320JB12# | |
| | | | ±0.5pF | GQM2195G2E9R7DB12# | | | | 33pF | ±1% | GQM2195G2E330FB12# | |
| | | 9.8pF | ±0.1pF | GQM2195G2E9R8BB12# | | | | | ±2% | GQM2195G2E330GB12# | |
| | | | ±0.25pF | GQM2195G2E9R8CB12# | | | | | ±5% | GQM2195G2E330JB12# | |
| | | | ±0.5pF | GQM2195G2E9R8DB12# | | | | 34pF | ±1% | GQM2195G2E340FB12# | |
| | | 9.9pF | ±0.1pF | GQM2195G2E9R9BB12# | | | | | ±2% | GQM2195G2E340GB12# | |
| | | | ±0.25pF | GQM2195G2E9R9CB12# | | | | | ±5% | GQM2195G2E340JB12# | |
| | | | ±0.5pF | GQM2195G2E9R9DB12# | | | | 36pF | ±1% | GQM2195G2E360FB12# | |
| | | 10pF | ±1% | GQM2195G2E100FB12# | | | | | ±2% | GQM2195G2E360GB12# | |
| | | | ±2% | GQM2195G2E100GB12# | | | | | ±5% | GQM2195G2E360JB12# | |
| | | | ±2.5% | GQM2195G2E100RB12# | | | | | 39pF | ±1% | GQM2195G2E390FB12# |
| | | | ±5% | GQM2195G2E100JB12# | | | | ±2% | | GQM2195G2E390GB12# | |
| | | 11pF | ±1% | GQM2195G2E110FB12# | | | | ±5% | | GQM2195G2E390JB12# | |
| | | | ±2% | GQM2195G2E110GB12# | | | | 43pF | | ±1% | GQM2195G2E430FB12# |
| | | | ±5% | GQM2195G2E110JB12# | | | | | ±2% | GQM2195G2E430GB12# | |
| | | ±5% | GQM2195G2E120JB12# | | ±5% | | | | GQM2195G2E430JB12# | | |
| | | 12pF | ±1% | GQM2195G2E120FB12# | | | | 47pF | ±1% | GQM2195G2E470FB12# | |
| | | | ±2% | GQM2195G2E120GB12# | | | | | ±2% | GQM2195G2E470GB12# | |
| | | | ±5% | GQM2195G2E130JB12# | | | | | ±5% | GQM2195G2E470JB12# | |
| | | 13pF | ±1% | GQM2195G2E130FB12# | | | | 51pF | ±1% | GQM2195G2E510FB12# | |
| | | | ±2% | GQM2195G2E130GB12# | | | | | ±2% | GQM2195G2E510GB12# | |
| | | | ±5% | GQM2195G2E140JB12# | | | | | ±5% | GQM2195G2E510JB12# | |
| | | 14pF | ±1% | GQM2195G2E140FB12# | | | | 56pF | ±1% | GQM2195G2E560FB12# | |
| | | | ±2% | GQM2195G2E140GB12# | | | | | ±2% | GQM2195G2E560GB12# | |
| | | | ±5% | GQM2195G2E150JB12# | | | | | ±5% | GQM2195G2E560JB12# | |
| | | 15pF | ±1% | GQM2195G2E150FB12# | | | | 62pF | ±1% | GQM2195G2E620FB12# | |
| | | | ±2% | GQM2195G2E150GB12# | | | | | ±2% | GQM2195G2E620GB12# | |
| ±5% | GQM2195G2E160JB12# | | | ±5% | GQM2195G2E620JB12# | | | | | | |
| 16pF | ±1% | GQM2195G2E160FB12# | | 68pF | ±1% | GQM2195G2E680FB12# | | | | | |
| | ±2% | GQM2195G2E160GB12# | | | ±2% | GQM2195G2E680GB12# | | | | | |
| | ±5% | GQM2195G2E180JB12# | | | ±5% | GQM2195G2E680JB12# | | | | | |
| 18pF | ±1% | GQM2195G2E180FB12# | | 75pF | ±1% | GQM2195G2E750FB12# | | | | | |
| | ±2% | GQM2195G2E180GB12# | | | | | | | | | |
| | ±5% | GQM2195G2E180JB12# | | | | | | | | | |
| 20pF | ±1% | GQM2195G2E200FB12# | | | | | | | | | |

Part number # indicates the package specification code.

- GRM
- GR3
- GRJ
- GR4
- GJM
- GQM**
- GA2
- GA3 GB
- GA3 GD
- GA3 GF
- LLL
- LLA
- LLM
- LLR
- NFM
- GJ4
- ZRA
- ZRB
- KRM
- KR3
- GMA
- GMD
- ⚠Caution /Notice

GQM Series Temperature Compensating Type High Q Part Number List

(→ 2.0×1.25mm)

| Rated Voltage | TC Code | Cap. | Tol. | Part Number |
|---------------|---------|------|------|--------------------|
| 250Vdc | X8G | 75pF | ±2% | GQM2195G2E750GB12# |
| | | | ±5% | GQM2195G2E750JB12# |
| | | 82pF | ±1% | GQM2195G2E820FB12# |
| | | | ±2% | GQM2195G2E820GB12# |
| | | | ±5% | GQM2195G2E820JB12# |

2.8×2.8mm

| Rated Voltage | TC Code | Cap. | Tol. | Part Number |
|---------------|---------|--------|---------|--------------------|
| 500Vdc | COG | 0.30pF | ±0.05pF | GQM22M5C2HR30WB01# |
| | | | ±0.1pF | GQM22M5C2HR30BB01# |
| | | | ±0.25pF | GQM22M5C2HR30CB01# |
| | | 0.40pF | ±0.05pF | GQM22M5C2HR40WB01# |
| | | | ±0.1pF | GQM22M5C2HR40BB01# |
| | | | ±0.25pF | GQM22M5C2HR40CB01# |
| | | 0.50pF | ±0.05pF | GQM22M5C2HR50WB01# |
| | | | ±0.1pF | GQM22M5C2HR50BB01# |
| | | | ±0.25pF | GQM22M5C2HR50CB01# |
| | | 0.60pF | ±0.05pF | GQM22M5C2HR60WB01# |
| | | | ±0.1pF | GQM22M5C2HR60BB01# |
| | | | ±0.25pF | GQM22M5C2HR60CB01# |
| | | 0.70pF | ±0.05pF | GQM22M5C2HR70WB01# |
| | | | ±0.1pF | GQM22M5C2HR70BB01# |
| | | | ±0.25pF | GQM22M5C2HR70CB01# |
| | | 0.75pF | ±0.05pF | GQM22M5C2HR75WB01# |
| | | | ±0.1pF | GQM22M5C2HR75BB01# |
| | | | ±0.25pF | GQM22M5C2HR75CB01# |
| | | 0.80pF | ±0.05pF | GQM22M5C2HR80WB01# |
| | | | ±0.1pF | GQM22M5C2HR80BB01# |
| | | | ±0.25pF | GQM22M5C2HR80CB01# |
| | | 0.90pF | ±0.05pF | GQM22M5C2HR90WB01# |
| | | | ±0.1pF | GQM22M5C2HR90BB01# |
| | | | ±0.25pF | GQM22M5C2HR90CB01# |
| | | 1.0pF | ±0.05pF | GQM22M5C2H1R0WB01# |
| | | | ±0.1pF | GQM22M5C2H1R0BB01# |
| | | | ±0.25pF | GQM22M5C2H1R0CB01# |
| | | | ±0.5pF | GQM22M5C2H1R0DB01# |
| | | 1.1pF | ±0.05pF | GQM22M5C2H1R1WB01# |
| | | | ±0.1pF | GQM22M5C2H1R1BB01# |
| | | | ±0.25pF | GQM22M5C2H1R1CB01# |
| | | | ±0.5pF | GQM22M5C2H1R1DB01# |
| | | 1.2pF | ±0.05pF | GQM22M5C2H1R2WB01# |
| | | | ±0.1pF | GQM22M5C2H1R2BB01# |
| | | | ±0.25pF | GQM22M5C2H1R2CB01# |
| | | | ±0.5pF | GQM22M5C2H1R2DB01# |
| | | 1.3pF | ±0.05pF | GQM22M5C2H1R3WB01# |
| | | | ±0.1pF | GQM22M5C2H1R3BB01# |
| | | | ±0.25pF | GQM22M5C2H1R3CB01# |
| | | | ±0.5pF | GQM22M5C2H1R3DB01# |
| | | 1.4pF | ±0.05pF | GQM22M5C2H1R4WB01# |
| | | | ±0.1pF | GQM22M5C2H1R4BB01# |
| | | | ±0.25pF | GQM22M5C2H1R4CB01# |
| | | | ±0.5pF | GQM22M5C2H1R4DB01# |

| Rated Voltage | TC Code | Cap. | Tol. | Part Number |
|---------------|---------|--------------------|---------|--------------------|
| 500Vdc | COG | 1.5pF | ±0.05pF | GQM22M5C2H1R5WB01# |
| | | | ±0.1pF | GQM22M5C2H1R5BB01# |
| | | | ±0.25pF | GQM22M5C2H1R5CB01# |
| | | | ±0.5pF | GQM22M5C2H1R5DB01# |
| | | | ±0.05pF | GQM22M5C2H1R6WB01# |
| | | 1.6pF | ±0.1pF | GQM22M5C2H1R6BB01# |
| | | | ±0.25pF | GQM22M5C2H1R6CB01# |
| | | | ±0.5pF | GQM22M5C2H1R6DB01# |
| | | | ±0.05pF | GQM22M5C2H1R7WB01# |
| | | | ±0.1pF | GQM22M5C2H1R7BB01# |
| | | 1.7pF | ±0.25pF | GQM22M5C2H1R7CB01# |
| | | | ±0.5pF | GQM22M5C2H1R7DB01# |
| | | | ±0.05pF | GQM22M5C2H1R8WB01# |
| | | 1.8pF | ±0.1pF | GQM22M5C2H1R8BB01# |
| | | | ±0.25pF | GQM22M5C2H1R8CB01# |
| | | | ±0.5pF | GQM22M5C2H1R8DB01# |
| | | 1.9pF | ±0.05pF | GQM22M5C2H1R9WB01# |
| | | | ±0.1pF | GQM22M5C2H1R9BB01# |
| | | | ±0.25pF | GQM22M5C2H1R9CB01# |
| | | 2.0pF | ±0.5pF | GQM22M5C2H1R9DB01# |
| | | | ±0.05pF | GQM22M5C2H2R0WB01# |
| | | | ±0.1pF | GQM22M5C2H2R0BB01# |
| | | 2.1pF | ±0.25pF | GQM22M5C2H2R0CB01# |
| | | | ±0.5pF | GQM22M5C2H2R0DB01# |
| | | | ±0.05pF | GQM22M5C2H2R1WB01# |
| | | 2.2pF | ±0.1pF | GQM22M5C2H2R1BB01# |
| | | | ±0.25pF | GQM22M5C2H2R1CB01# |
| | | | ±0.5pF | GQM22M5C2H2R1DB01# |
| | | 2.3pF | ±0.05pF | GQM22M5C2H2R2WB01# |
| | | | ±0.1pF | GQM22M5C2H2R2BB01# |
| | | | ±0.25pF | GQM22M5C2H2R2CB01# |
| | | 2.4pF | ±0.5pF | GQM22M5C2H2R2DB01# |
| | | | ±0.05pF | GQM22M5C2H2R3WB01# |
| | | | ±0.1pF | GQM22M5C2H2R3BB01# |
| | | 2.5pF | ±0.25pF | GQM22M5C2H2R3CB01# |
| | | | ±0.5pF | GQM22M5C2H2R3DB01# |
| | | | ±0.05pF | GQM22M5C2H2R4WB01# |
| | | 2.6pF | ±0.1pF | GQM22M5C2H2R4BB01# |
| | | | ±0.25pF | GQM22M5C2H2R4CB01# |
| | | | ±0.5pF | GQM22M5C2H2R4DB01# |
| | | 2.7pF | ±0.05pF | GQM22M5C2H2R5WB01# |
| | | | ±0.1pF | GQM22M5C2H2R5BB01# |
| | | | ±0.25pF | GQM22M5C2H2R5CB01# |
| | | 2.8pF | ±0.5pF | GQM22M5C2H2R5DB01# |
| | | | ±0.05pF | GQM22M5C2H2R6WB01# |
| | | | ±0.1pF | GQM22M5C2H2R6BB01# |
| | | 2.9pF | ±0.25pF | GQM22M5C2H2R6CB01# |
| | | | ±0.5pF | GQM22M5C2H2R6DB01# |
| | | | ±0.05pF | GQM22M5C2H2R7WB01# |
| | | 3.0pF | ±0.1pF | GQM22M5C2H2R7BB01# |
| | | | ±0.25pF | GQM22M5C2H2R7CB01# |
| | | | ±0.5pF | GQM22M5C2H2R7DB01# |
| | | 3.3pF | ±0.05pF | GQM22M5C2H2R8WB01# |
| | | | ±0.1pF | GQM22M5C2H2R8BB01# |
| | | | ±0.25pF | GQM22M5C2H2R8CB01# |
| | | 3.6pF | ±0.5pF | GQM22M5C2H2R8DB01# |
| | | | ±0.05pF | GQM22M5C2H2R9WB01# |
| | | | ±0.1pF | GQM22M5C2H2R9BB01# |
| | | 3.9pF | ±0.25pF | GQM22M5C2H2R9CB01# |
| | | | ±0.5pF | GQM22M5C2H2R9DB01# |
| | | | ±0.05pF | GQM22M5C2H3R0WB01# |
| | | 4.2pF | ±0.1pF | GQM22M5C2H3R0BB01# |
| | | | ±0.25pF | GQM22M5C2H3R0CB01# |
| | | | ±0.5pF | GQM22M5C2H3R0DB01# |
| | | 4.7pF | ±0.05pF | GQM22M5C2H3R1WB01# |
| | | | ±0.1pF | GQM22M5C2H3R1BB01# |
| | | | ±0.25pF | GQM22M5C2H3R1CB01# |
| | | 5.1pF | ±0.5pF | GQM22M5C2H3R1DB01# |
| | | | ±0.05pF | GQM22M5C2H3R2WB01# |
| | | | ±0.1pF | GQM22M5C2H3R2BB01# |
| | | 5.6pF | ±0.25pF | GQM22M5C2H3R2CB01# |
| | | | ±0.5pF | GQM22M5C2H3R2DB01# |
| | | | ±0.05pF | GQM22M5C2H3R3WB01# |
| | | 6.2pF | ±0.1pF | GQM22M5C2H3R3BB01# |
| | | | ±0.25pF | GQM22M5C2H3R3CB01# |
| | | | ±0.5pF | GQM22M5C2H3R3DB01# |
| | | 6.8pF | ±0.05pF | GQM22M5C2H3R4WB01# |
| | | | ±0.1pF | GQM22M5C2H3R4BB01# |
| | | | ±0.25pF | GQM22M5C2H3R4CB01# |
| | | 7.5pF | ±0.5pF | GQM22M5C2H3R4DB01# |
| | | | ±0.05pF | GQM22M5C2H3R5WB01# |
| | | | ±0.1pF | GQM22M5C2H3R5BB01# |
| | | 8.2pF | ±0.25pF | GQM22M5C2H3R5CB01# |
| | | | ±0.5pF | GQM22M5C2H3R5DB01# |
| | | | ±0.05pF | GQM22M5C2H3R6WB01# |
| | | 9.1pF | ±0.1pF | GQM22M5C2H3R6BB01# |
| | | | ±0.25pF | GQM22M5C2H3R6CB01# |
| | | | ±0.5pF | GQM22M5C2H3R6DB01# |
| | | 10pF | ±0.05pF | GQM22M5C2H3R7WB01# |
| | | | ±0.1pF | GQM22M5C2H3R7BB01# |
| | | | ±0.25pF | GQM22M5C2H3R7CB01# |
| | | 11pF | ±0.5pF | GQM22M5C2H3R7DB01# |
| | | | ±0.05pF | GQM22M5C2H3R8WB01# |
| | | | ±0.1pF | GQM22M5C2H3R8BB01# |
| | | 12pF | ±0.25pF | GQM22M5C2H3R8CB01# |
| | | | ±0.5pF | GQM22M5C2H3R8DB01# |
| | | | ±0.05pF | GQM22M5C2H3R9WB01# |
| | | 13pF | ±0.1pF | GQM22M5C2H3R9BB01# |
| | | | ±0.25pF | GQM22M5C2H3R9CB01# |
| | | | ±0.5pF | GQM22M5C2H3R9DB01# |
| 15pF | ±0.05pF | GQM22M5C2H4R0WB01# | | |
| | ±0.1pF | GQM22M5C2H4R0BB01# | | |
| | ±0.25pF | GQM22M5C2H4R0CB01# | | |
| 16pF | ±0.5pF | GQM22M5C2H4R0DB01# | | |
| | ±0.05pF | GQM22M5C2H4R1WB01# | | |
| | ±0.1pF | GQM22M5C2H4R1BB01# | | |
| 18pF | ±0.25pF | GQM22M5C2H4R1CB01# | | |
| | ±0.5pF | GQM22M5C2H4R1DB01# | | |
| | ±0.05pF | GQM22M5C2H4R2WB01# | | |
| 20pF | ±0.1pF | GQM22M5C2H4R2BB01# | | |
| | ±0.25pF | GQM22M5C2H4R2CB01# | | |
| | ±0.5pF | GQM22M5C2H4R2DB01# | | |
| 22pF | ±0.05pF | GQM22M5C2H4R3WB01# | | |
| | ±0.1pF | GQM22M5C2H4R3BB01# | | |
| | ±0.25pF | GQM22M5C2H4R3CB01# | | |
| 24pF | ±0.5pF | GQM22M5C2H4R3DB01# | | |
| | ±0.05pF | GQM22M5C2H4R4WB01# | | |
| | ±0.1pF | GQM22M5C2H4R4BB01# | | |
| 27pF | ±0.25pF | GQM22M5C2H4R4CB01# | | |
| | ±0.5pF | GQM22M5C2H4R4DB01# | | |
| | ±0.05pF | GQM22M5C2H4R5WB01# | | |
| 30pF | ±0.1pF | GQM22M5C2H4R5BB01# | | |
| | ±0.25pF | GQM22M5C2H4R5CB01# | | |
| | ±0.5pF | GQM22M5C2H4R5DB01# | | |
| 33pF | ±0.05pF | GQM22M5C2H4R6WB01# | | |
| | ±0.1pF | GQM22M5C2H4R6BB01# | | |
| | ±0.25pF | GQM22M5C2H4R6CB01# | | |
| 36pF | ±0.5pF | GQM22M5C2H4R6DB01# | | |
| | ±0.05pF | GQM22M5C2H4R7WB01# | | |
| | ±0.1pF | GQM22M5C2H4R7BB01# | | |
| 40pF | ±0.25pF | GQM22M5C2H4R7CB01# | | |
| | ±0.5pF | GQM22M5C2H4R7DB01# | | |
| | ±0.05pF | GQM22M5C2H4R8WB01# | | |
| 45pF | ±0.1pF | GQM22M5C2H4R8BB01# | | |
| | ±0.25pF | GQM22M5C2H4R8CB01# | | |
| | ±0.5pF | GQM22M5C2H4R8DB01# | | |
| 50pF | ±0.05pF | GQM22M5C2H4R9WB01# | | |
| | ±0.1pF | GQM22M5C2H4R9BB01# | | |
| | ±0.25pF | GQM22M5C2H4R9CB01# | | |
| 56pF | ±0.5pF | GQM22M5C2H4R9DB01# | | |
| | ±0.05pF | GQM22M5C2H5R0WB01# | | |
| | ±0.1pF | GQM22M5C2H5R0BB01# | | |
| 62pF | ±0.25pF | GQM22M5C2H5R0CB01# | | |
| | ±0.5pF | GQM22M5C2H5R0DB01# | | |
| | ±0.05pF | GQM22M5C2H5R1WB01# | | |
| 68pF | ±0.1pF | GQM22M5C2H5R1BB01# | | |
| | ±0.25pF | GQM22M5C2H5R1CB01# | | |
| | ±0.5pF | GQM22M5C2H5R1DB01# | | |
| 75pF | ±0.05pF | GQM22M5C2H5R2WB01# | | |
| | ±0.1pF | GQM22M5C2H5R2BB01# | | |
| | ±0.25pF | GQM22M5C2H5R2CB01# | | |
| 82pF | ±0.5pF | GQM22M5C2H5R2DB01# | | |
| | ±0.05pF | GQM22M5C2H5R3WB01# | | |
| | ±0.1pF | GQM22M5C2H5R3BB01# | | |
| 91pF | ±0.25pF | GQM22M5C2H5R3CB01# | | |
| | ±0.5pF | GQM22M5C2H5R3DB01# | | |
| | ±0.05pF | GQM22M5C2H5R4WB01# | | |
| 100pF | ±0.1pF | GQM22M5C2H5R4BB01# | | |
| | ±0.25pF | GQM22M5C2H5R4CB01# | | |
| | ±0.5pF | GQM22M5C2H5R4DB01# | | |

Part number # indicates the package specification code.

GQM Series Temperature Compensating Type High Q Part Number List

(→ 2.8×2.8mm)

| Rated Voltage | TC Code | Cap. | Tol. | Part Number | Rated Voltage | TC Code | Cap. | Tol. | Part Number |
|---------------|--------------------|--------------------|---------|--------------------|--------------------|---------|---------|--------------------|--------------------|
| 500Vdc | COG | 2.8pF | ±0.25pF | GQM22M5C2H2R8CB01# | 500Vdc | COG | 4.2pF | ±0.05pF | GQM22M5C2H4R2WB01# |
| | | | ±0.5pF | GQM22M5C2H2R8DB01# | | | | ±0.1pF | GQM22M5C2H4R2BB01# |
| | | 2.9pF | ±0.05pF | GQM22M5C2H2R9WB01# | | | ±0.25pF | GQM22M5C2H4R2CB01# | |
| | | | ±0.1pF | GQM22M5C2H2R9BB01# | | | ±0.5pF | GQM22M5C2H4R2DB01# | |
| | | | ±0.25pF | GQM22M5C2H2R9CB01# | | | 4.3pF | ±0.05pF | GQM22M5C2H4R3WB01# |
| | | | ±0.5pF | GQM22M5C2H2R9DB01# | | | | ±0.1pF | GQM22M5C2H4R3BB01# |
| | | 3.0pF | ±0.05pF | GQM22M5C2H3R0WB01# | | | ±0.25pF | GQM22M5C2H4R3CB01# | |
| | | | ±0.1pF | GQM22M5C2H3R0BB01# | | | ±0.5pF | GQM22M5C2H4R3DB01# | |
| | | | ±0.25pF | GQM22M5C2H3R0CB01# | | | 4.4pF | ±0.05pF | GQM22M5C2H4R4WB01# |
| | | | ±0.5pF | GQM22M5C2H3R0DB01# | | | | ±0.1pF | GQM22M5C2H4R4BB01# |
| | | 3.1pF | ±0.05pF | GQM22M5C2H3R1WB01# | | | ±0.25pF | GQM22M5C2H4R4CB01# | |
| | | | ±0.1pF | GQM22M5C2H3R1BB01# | | | ±0.5pF | GQM22M5C2H4R4DB01# | |
| | | | ±0.25pF | GQM22M5C2H3R1CB01# | | | 4.5pF | ±0.05pF | GQM22M5C2H4R5WB01# |
| | | | ±0.5pF | GQM22M5C2H3R1DB01# | | | | ±0.1pF | GQM22M5C2H4R5BB01# |
| | | 3.2pF | ±0.05pF | GQM22M5C2H3R2WB01# | | | ±0.25pF | GQM22M5C2H4R5CB01# | |
| | | | ±0.1pF | GQM22M5C2H3R2BB01# | | | ±0.5pF | GQM22M5C2H4R5DB01# | |
| | | | ±0.25pF | GQM22M5C2H3R2CB01# | | | 4.6pF | ±0.05pF | GQM22M5C2H4R6WB01# |
| | | | ±0.5pF | GQM22M5C2H3R2DB01# | | | | ±0.1pF | GQM22M5C2H4R6BB01# |
| | | 3.3pF | ±0.05pF | GQM22M5C2H3R3WB01# | | | ±0.25pF | GQM22M5C2H4R6CB01# | |
| | | | ±0.1pF | GQM22M5C2H3R3BB01# | | | ±0.5pF | GQM22M5C2H4R6DB01# | |
| | | | ±0.25pF | GQM22M5C2H3R3CB01# | | | 4.7pF | ±0.05pF | GQM22M5C2H4R7WB01# |
| | | | ±0.5pF | GQM22M5C2H3R3DB01# | | | | ±0.1pF | GQM22M5C2H4R7BB01# |
| | | 3.4pF | ±0.05pF | GQM22M5C2H3R4WB01# | | | ±0.25pF | GQM22M5C2H4R7CB01# | |
| | | | ±0.1pF | GQM22M5C2H3R4BB01# | | | ±0.5pF | GQM22M5C2H4R7DB01# | |
| | | | ±0.25pF | GQM22M5C2H3R4CB01# | | | 4.8pF | ±0.05pF | GQM22M5C2H4R8WB01# |
| | | | ±0.5pF | GQM22M5C2H3R4DB01# | | | | ±0.1pF | GQM22M5C2H4R8BB01# |
| | | 3.5pF | ±0.05pF | GQM22M5C2H3R5WB01# | | | ±0.25pF | GQM22M5C2H4R8CB01# | |
| | | | ±0.1pF | GQM22M5C2H3R5BB01# | | | ±0.5pF | GQM22M5C2H4R8DB01# | |
| | | | ±0.25pF | GQM22M5C2H3R5CB01# | | | 4.9pF | ±0.05pF | GQM22M5C2H4R9WB01# |
| | | | ±0.5pF | GQM22M5C2H3R5DB01# | | | | ±0.1pF | GQM22M5C2H4R9BB01# |
| | | 3.6pF | ±0.05pF | GQM22M5C2H3R6WB01# | | | ±0.25pF | GQM22M5C2H4R9CB01# | |
| | | | ±0.1pF | GQM22M5C2H3R6BB01# | | | ±0.5pF | GQM22M5C2H4R9DB01# | |
| | | | ±0.25pF | GQM22M5C2H3R6CB01# | | | 5.0pF | ±0.05pF | GQM22M5C2H5R0WB01# |
| | | | ±0.5pF | GQM22M5C2H3R6DB01# | | | | ±0.1pF | GQM22M5C2H5R0BB01# |
| | | 3.7pF | ±0.05pF | GQM22M5C2H3R7WB01# | | | ±0.25pF | GQM22M5C2H5R0CB01# | |
| | | | ±0.1pF | GQM22M5C2H3R7BB01# | | | ±0.5pF | GQM22M5C2H5R0DB01# | |
| | | | ±0.25pF | GQM22M5C2H3R7CB01# | | | 5.1pF | ±0.05pF | GQM22M5C2H5R1WB01# |
| | | | ±0.5pF | GQM22M5C2H3R7DB01# | | | | ±0.1pF | GQM22M5C2H5R1BB01# |
| | | 3.8pF | ±0.05pF | GQM22M5C2H3R8WB01# | | | ±0.25pF | GQM22M5C2H5R1CB01# | |
| | | | ±0.1pF | GQM22M5C2H3R8BB01# | | | ±0.5pF | GQM22M5C2H5R1DB01# | |
| | | | ±0.25pF | GQM22M5C2H3R8CB01# | | | 5.2pF | ±0.05pF | GQM22M5C2H5R2WB01# |
| | | | ±0.5pF | GQM22M5C2H3R8DB01# | | | | ±0.1pF | GQM22M5C2H5R2BB01# |
| | | 3.9pF | ±0.05pF | GQM22M5C2H3R9WB01# | | | ±0.25pF | GQM22M5C2H5R2CB01# | |
| | | | ±0.1pF | GQM22M5C2H3R9BB01# | | | ±0.5pF | GQM22M5C2H5R2DB01# | |
| | | | ±0.25pF | GQM22M5C2H3R9CB01# | | | 5.3pF | ±0.05pF | GQM22M5C2H5R3WB01# |
| | | | ±0.5pF | GQM22M5C2H3R9DB01# | | | | ±0.1pF | GQM22M5C2H5R3BB01# |
| | | 4.0pF | ±0.05pF | GQM22M5C2H4R0WB01# | | | ±0.25pF | GQM22M5C2H5R3CB01# | |
| | | | ±0.1pF | GQM22M5C2H4R0BB01# | | | ±0.5pF | GQM22M5C2H5R3DB01# | |
| ±0.25pF | GQM22M5C2H4R0CB01# | | 5.4pF | ±0.05pF | GQM22M5C2H5R4WB01# | | | | |
| ±0.5pF | GQM22M5C2H4R0DB01# | | | ±0.1pF | GQM22M5C2H5R4BB01# | | | | |
| 4.1pF | ±0.05pF | GQM22M5C2H4R1WB01# | ±0.25pF | GQM22M5C2H5R4CB01# | | | | | |
| | ±0.1pF | GQM22M5C2H4R1BB01# | ±0.5pF | GQM22M5C2H5R4DB01# | | | | | |
| | ±0.25pF | GQM22M5C2H4R1CB01# | 5.5pF | ±0.05pF | GQM22M5C2H5R5WB01# | | | | |
| | ±0.5pF | GQM22M5C2H4R1DB01# | | ±0.1pF | GQM22M5C2H5R5BB01# | | | | |

Part number # indicates the package specification code.

- GRM
- GR3
- GRJ
- GR4
- GJM
- GQM**
- GA2
- GA3 GB
- GA3 GD
- GA3 GF
- LLL
- LLA
- LLM
- LLR
- NFM
- GJ4
- ZRA
- ZRB
- KRM
- KR3
- GMA
- GMD
- ⚠Caution /Notice

GQM Series Temperature Compensating Type High Q Part Number List

(→ 2.8×2.8mm)

| Rated Voltage | TC Code | Cap. | Tol. | Part Number | Rated Voltage | TC Code | Cap. | Tol. | Part Number |
|---------------|---------|---------|--------------------|--------------------|---------------|---------|--------------------|--------------------|--------------------|
| 500Vdc | COG | 5.5pF | ±0.25pF | GQM22M5C2H5R5CB01# | 500Vdc | COG | 6.9pF | ±0.1pF | GQM22M5C2H6R9BB01# |
| | | | ±0.5pF | GQM22M5C2H5R5DB01# | | | | ±0.25pF | GQM22M5C2H6R9CB01# |
| | | 5.6pF | ±0.05pF | GQM22M5C2H5R6WB01# | | | ±0.5pF | GQM22M5C2H6R9DB01# | |
| | | | ±0.1pF | GQM22M5C2H5R6BB01# | | | 7.0pF | ±0.1pF | GQM22M5C2H7R0BB01# |
| | | | ±0.25pF | GQM22M5C2H5R6CB01# | | | | ±0.25pF | GQM22M5C2H7R0CB01# |
| | | | ±0.5pF | GQM22M5C2H5R6DB01# | | | ±0.5pF | GQM22M5C2H7R0DB01# | |
| | | 5.7pF | ±0.05pF | GQM22M5C2H5R7WB01# | | | 7.1pF | ±0.1pF | GQM22M5C2H7R1BB01# |
| | | | ±0.1pF | GQM22M5C2H5R7BB01# | | | | ±0.25pF | GQM22M5C2H7R1CB01# |
| | | | ±0.25pF | GQM22M5C2H5R7CB01# | | | ±0.5pF | GQM22M5C2H7R1DB01# | |
| | | | ±0.5pF | GQM22M5C2H5R7DB01# | | | 7.2pF | ±0.1pF | GQM22M5C2H7R2BB01# |
| | | ±0.05pF | GQM22M5C2H5R8WB01# | ±0.25pF | | | | GQM22M5C2H7R2CB01# | |
| | | 5.8pF | ±0.1pF | GQM22M5C2H5R8BB01# | | | ±0.5pF | GQM22M5C2H7R2DB01# | |
| | | | ±0.25pF | GQM22M5C2H5R8CB01# | | | 7.3pF | ±0.1pF | GQM22M5C2H7R3BB01# |
| | | | ±0.5pF | GQM22M5C2H5R8DB01# | | | | ±0.25pF | GQM22M5C2H7R3CB01# |
| | | | ±0.05pF | GQM22M5C2H5R9WB01# | | | ±0.5pF | GQM22M5C2H7R3DB01# | |
| | | 5.9pF | ±0.1pF | GQM22M5C2H5R9BB01# | | | 7.4pF | ±0.1pF | GQM22M5C2H7R4BB01# |
| | | | ±0.25pF | GQM22M5C2H5R9CB01# | | | | ±0.25pF | GQM22M5C2H7R4CB01# |
| | | | ±0.5pF | GQM22M5C2H5R9DB01# | | | ±0.5pF | GQM22M5C2H7R4DB01# | |
| | | | ±0.05pF | GQM22M5C2H6R0WB01# | | | 7.5pF | ±0.1pF | GQM22M5C2H7R5BB01# |
| | | ±0.1pF | GQM22M5C2H6R0BB01# | ±0.25pF | | | | GQM22M5C2H7R5CB01# | |
| | | ±0.25pF | GQM22M5C2H6R0CB01# | ±0.5pF | | | GQM22M5C2H7R5DB01# | | |
| | | ±0.5pF | GQM22M5C2H6R0DB01# | 7.6pF | | | ±0.1pF | GQM22M5C2H7R6BB01# | |
| | | ±0.05pF | GQM22M5C2H6R1WB01# | | | | ±0.25pF | GQM22M5C2H7R6CB01# | |
| | | 6.1pF | ±0.1pF | GQM22M5C2H6R1BB01# | | | ±0.5pF | GQM22M5C2H7R6DB01# | |
| | | | ±0.25pF | GQM22M5C2H6R1CB01# | | | 7.7pF | ±0.1pF | GQM22M5C2H7R7BB01# |
| | | | ±0.5pF | GQM22M5C2H6R1DB01# | | | | ±0.25pF | GQM22M5C2H7R7CB01# |
| | | | ±0.05pF | GQM22M5C2H6R2WB01# | | | ±0.5pF | GQM22M5C2H7R7DB01# | |
| | | 6.2pF | ±0.1pF | GQM22M5C2H6R2BB01# | | | 7.8pF | ±0.1pF | GQM22M5C2H7R8BB01# |
| | | | ±0.25pF | GQM22M5C2H6R2CB01# | | | | ±0.25pF | GQM22M5C2H7R8CB01# |
| | | | ±0.5pF | GQM22M5C2H6R2DB01# | | | ±0.5pF | GQM22M5C2H7R8DB01# | |
| | | | ±0.05pF | GQM22M5C2H6R3WB01# | | | 7.9pF | ±0.1pF | GQM22M5C2H7R9BB01# |
| | | ±0.1pF | GQM22M5C2H6R3BB01# | ±0.25pF | | | | GQM22M5C2H7R9CB01# | |
| | | ±0.25pF | GQM22M5C2H6R3CB01# | ±0.5pF | | | GQM22M5C2H7R9DB01# | | |
| | | ±0.5pF | GQM22M5C2H6R3DB01# | 8.0pF | | | ±0.1pF | GQM22M5C2H8R0BB01# | |
| | | ±0.05pF | GQM22M5C2H6R4WB01# | | | | ±0.25pF | GQM22M5C2H8R0CB01# | |
| | | 6.4pF | ±0.1pF | GQM22M5C2H6R4BB01# | | | ±0.5pF | GQM22M5C2H8R0DB01# | |
| | | | ±0.25pF | GQM22M5C2H6R4CB01# | | | 8.1pF | ±0.1pF | GQM22M5C2H8R1BB01# |
| | | | ±0.5pF | GQM22M5C2H6R4DB01# | | | | ±0.25pF | GQM22M5C2H8R1CB01# |
| | | | ±0.05pF | GQM22M5C2H6R5WB01# | | | ±0.5pF | GQM22M5C2H8R1DB01# | |
| | | 6.5pF | ±0.1pF | GQM22M5C2H6R5BB01# | | | 8.2pF | ±0.1pF | GQM22M5C2H8R2BB01# |
| | | | ±0.25pF | GQM22M5C2H6R5CB01# | | | | ±0.25pF | GQM22M5C2H8R2CB01# |
| | | | ±0.5pF | GQM22M5C2H6R5DB01# | | | ±0.5pF | GQM22M5C2H8R2DB01# | |
| | | | ±0.05pF | GQM22M5C2H6R6WB01# | | | 8.3pF | ±0.1pF | GQM22M5C2H8R3BB01# |
| | | ±0.1pF | GQM22M5C2H6R6BB01# | ±0.25pF | | | | GQM22M5C2H8R3CB01# | |
| | | ±0.25pF | GQM22M5C2H6R6CB01# | ±0.5pF | | | GQM22M5C2H8R3DB01# | | |
| | | ±0.5pF | GQM22M5C2H6R6DB01# | 8.4pF | | | ±0.1pF | GQM22M5C2H8R4BB01# | |
| | | ±0.05pF | GQM22M5C2H6R7WB01# | | | | ±0.25pF | GQM22M5C2H8R4CB01# | |
| | | 6.7pF | ±0.1pF | GQM22M5C2H6R7BB01# | | | ±0.5pF | GQM22M5C2H8R4DB01# | |
| | | | ±0.25pF | GQM22M5C2H6R7CB01# | | | 8.5pF | ±0.1pF | GQM22M5C2H8R5BB01# |
| | | | ±0.5pF | GQM22M5C2H6R7DB01# | | | | ±0.25pF | GQM22M5C2H8R5CB01# |
| | | | ±0.05pF | GQM22M5C2H6R8WB01# | | | ±0.5pF | GQM22M5C2H8R5DB01# | |
| | | 6.8pF | ±0.1pF | GQM22M5C2H6R8BB01# | | | 8.6pF | ±0.1pF | GQM22M5C2H8R6BB01# |
| | | | ±0.25pF | GQM22M5C2H6R8CB01# | | | | ±0.25pF | GQM22M5C2H8R6CB01# |
| | | | ±0.5pF | GQM22M5C2H6R8DB01# | | | ±0.5pF | GQM22M5C2H8R6DB01# | |

- GRM
- GR3
- GRJ
- GR4
- GJM
- GQM**
- GA2
- GA3 GB
- GA3 GD
- GA3 GF
- LLL
- LLA
- LLM
- LLR
- NFM
- GJ4
- ZRA
- ZRB
- KRM
- KR3
- GMA
- GMD
- ⚠Caution /Notice

Part number # indicates the package specification code.

GQM Series Temperature Compensating Type High Q Part Number List

(→ 2.8×2.8mm)

| Rated Voltage | TC Code | Cap. | Tol. | Part Number | Rated Voltage | TC Code | Cap. | Tol. | Part Number | |
|---------------|---------|-------|---------|--------------------|---------------|---------|------|--------------------|--------------------|--------------------|
| 500Vdc | COG | 8.7pF | ±0.1pF | GQM22M5C2H8R7BB01# | 500Vdc | COG | 14pF | ±5% | GQM22M5C2H140JB01# | |
| | | | ±0.25pF | GQM22M5C2H8R7CB01# | | | | 15pF | ±1% | GQM22M5C2H150FB01# |
| | | | ±0.5pF | GQM22M5C2H8R7DB01# | | | | | ±2% | GQM22M5C2H150GB01# |
| | | 8.8pF | ±0.1pF | GQM22M5C2H8R8BB01# | | | 16pF | ±5% | GQM22M5C2H150JB01# | |
| | | | ±0.25pF | GQM22M5C2H8R8CB01# | | | | ±1% | GQM22M5C2H160FB01# | |
| | | | ±0.5pF | GQM22M5C2H8R8DB01# | | | ±2% | GQM22M5C2H160GB01# | | |
| | | 8.9pF | ±0.1pF | GQM22M5C2H8R9BB01# | | | 18pF | ±5% | GQM22M5C2H160JB01# | |
| | | | ±0.25pF | GQM22M5C2H8R9CB01# | | | | ±1% | GQM22M5C2H180FB01# | |
| | | | ±0.5pF | GQM22M5C2H8R9DB01# | | | ±2% | GQM22M5C2H180GB01# | | |
| | | 9.0pF | ±0.1pF | GQM22M5C2H9R0BB01# | | | 20pF | ±5% | GQM22M5C2H180JB01# | |
| | | | ±0.25pF | GQM22M5C2H9R0CB01# | | | | ±1% | GQM22M5C2H200FB01# | |
| | | | ±0.5pF | GQM22M5C2H9R0DB01# | | | ±2% | GQM22M5C2H200GB01# | | |
| | | 9.1pF | ±0.1pF | GQM22M5C2H9R1BB01# | | | 22pF | ±5% | GQM22M5C2H200JB01# | |
| | | | ±0.25pF | GQM22M5C2H9R1CB01# | | | | ±1% | GQM22M5C2H220FB01# | |
| | | | ±0.5pF | GQM22M5C2H9R1DB01# | | | ±2% | GQM22M5C2H220GB01# | | |
| | | 9.2pF | ±0.1pF | GQM22M5C2H9R2BB01# | | | 24pF | ±5% | GQM22M5C2H220JB01# | |
| | | | ±0.25pF | GQM22M5C2H9R2CB01# | | | | ±1% | GQM22M5C2H240FB01# | |
| | | | ±0.5pF | GQM22M5C2H9R2DB01# | | | ±2% | GQM22M5C2H240GB01# | | |
| | | 9.3pF | ±0.1pF | GQM22M5C2H9R3BB01# | | | 25pF | ±5% | GQM22M5C2H240JB01# | |
| | | | ±0.25pF | GQM22M5C2H9R3CB01# | | | | ±1% | GQM22M5C2H250FB01# | |
| | | | ±0.5pF | GQM22M5C2H9R3DB01# | | | ±2% | GQM22M5C2H250GB01# | | |
| | | 9.4pF | ±0.1pF | GQM22M5C2H9R4BB01# | | | 27pF | ±5% | GQM22M5C2H250JB01# | |
| | | | ±0.25pF | GQM22M5C2H9R4CB01# | | | | ±1% | GQM22M5C2H270FB01# | |
| | | | ±0.5pF | GQM22M5C2H9R4DB01# | | | ±2% | GQM22M5C2H270GB01# | | |
| | | 9.5pF | ±0.1pF | GQM22M5C2H9R5BB01# | | | 28pF | ±5% | GQM22M5C2H270JB01# | |
| | | | ±0.25pF | GQM22M5C2H9R5CB01# | | | | ±1% | GQM22M5C2H280FB01# | |
| | | | ±0.5pF | GQM22M5C2H9R5DB01# | | | ±2% | GQM22M5C2H280GB01# | | |
| | | 9.6pF | ±0.1pF | GQM22M5C2H9R6BB01# | | | 30pF | ±5% | GQM22M5C2H280JB01# | |
| | | | ±0.25pF | GQM22M5C2H9R6CB01# | | | | ±1% | GQM22M5C2H300FB01# | |
| | | | ±0.5pF | GQM22M5C2H9R6DB01# | | | ±2% | GQM22M5C2H300GB01# | | |
| | | 9.7pF | ±0.1pF | GQM22M5C2H9R7BB01# | | | 32pF | ±5% | GQM22M5C2H300JB01# | |
| | | | ±0.25pF | GQM22M5C2H9R7CB01# | | | | ±1% | GQM22M5C2H320FB01# | |
| | | | ±0.5pF | GQM22M5C2H9R7DB01# | | | ±2% | GQM22M5C2H320GB01# | | |
| | | 9.8pF | ±0.1pF | GQM22M5C2H9R8BB01# | | | 33pF | ±5% | GQM22M5C2H320JB01# | |
| | | | ±0.25pF | GQM22M5C2H9R8CB01# | | | | ±1% | GQM22M5C2H330FB01# | |
| | | | ±0.5pF | GQM22M5C2H9R8DB01# | | | ±2% | GQM22M5C2H330GB01# | | |
| | | 9.9pF | ±0.1pF | GQM22M5C2H9R9BB01# | | | 34pF | ±5% | GQM22M5C2H330JB01# | |
| | | | ±0.25pF | GQM22M5C2H9R9CB01# | | | | ±1% | GQM22M5C2H340FB01# | |
| | | | ±0.5pF | GQM22M5C2H9R9DB01# | | | ±2% | GQM22M5C2H340GB01# | | |
| | | 10pF | ±1% | GQM22M5C2H100FB01# | | | 36pF | ±5% | GQM22M5C2H340JB01# | |
| | | | ±2% | GQM22M5C2H100GB01# | | | | ±1% | GQM22M5C2H360FB01# | |
| | | | ±2.5% | GQM22M5C2H100RB01# | | | | ±2% | GQM22M5C2H360GB01# | |
| | | | ±5% | GQM22M5C2H100JB01# | | | | ±5% | GQM22M5C2H360JB01# | |
| | | 11pF | ±1% | GQM22M5C2H110FB01# | | | 39pF | ±1% | GQM22M5C2H390FB01# | |
| | | | ±2% | GQM22M5C2H110GB01# | | | | ±2% | GQM22M5C2H390GB01# | |
| | | | ±5% | GQM22M5C2H110JB01# | | | | ±5% | GQM22M5C2H390JB01# | |
| | | 12pF | ±1% | GQM22M5C2H120FB01# | | | 43pF | ±1% | GQM22M5C2H430FB01# | |
| | | | ±2% | GQM22M5C2H120GB01# | | | | ±2% | GQM22M5C2H430GB01# | |
| | | | ±5% | GQM22M5C2H120JB01# | | | | ±5% | GQM22M5C2H430JB01# | |
| | | 13pF | ±1% | GQM22M5C2H130FB01# | | | 47pF | ±1% | GQM22M5C2H470FB01# | |
| | | | ±2% | GQM22M5C2H130GB01# | | | | ±2% | GQM22M5C2H470GB01# | |
| | | | ±5% | GQM22M5C2H130JB01# | | | | ±5% | GQM22M5C2H470JB01# | |
| | | 14pF | ±1% | GQM22M5C2H140FB01# | | | 51pF | ±1% | GQM22M5C2H510FB01# | |
| | | | ±2% | GQM22M5C2H140GB01# | | | | ±2% | GQM22M5C2H510GB01# | |

- GRM
- GR3
- GRJ
- GR4
- GJM
- GQM**
- GA2
- GA3 GB
- GA3 GD
- GA3 GF
- LLL
- LLA
- LLM
- LLR
- NFM
- GJ4
- ZRA
- ZRB
- KRM
- KR3
- GMA
- GMD
- ⚠Caution /Notice

Part number # indicates the package specification code.

GQM Series Temperature Compensating Type High Q Part Number List

(→ 2.8×2.8mm)

| Rated Voltage | TC Code | Cap. | Tol. | Part Number | |
|---------------|---------|-------|------|--------------------|--------------------|
| 500Vdc | COG | 51pF | ±5% | GQM22M5C2H510JB01# | |
| | | | ±1% | GQM22M5C2H560FB01# | |
| | | | | ±2% | GQM22M5C2H560GB01# |
| | | ±5% | | GQM22M5C2H560JB01# | |
| | | 62pF | ±1% | GQM22M5C2H620FB01# | |
| | | | ±2% | GQM22M5C2H620GB01# | |
| | | | ±5% | GQM22M5C2H620JB01# | |
| | | 68pF | ±1% | GQM22M5C2H680FB01# | |
| | | | ±2% | GQM22M5C2H680GB01# | |
| | | | ±5% | GQM22M5C2H680JB01# | |
| | | 75pF | ±1% | GQM22M5C2H750FB01# | |
| | | | ±2% | GQM22M5C2H750GB01# | |
| | | | ±5% | GQM22M5C2H750JB01# | |
| | | 82pF | ±1% | GQM22M5C2H820FB01# | |
| | | | ±2% | GQM22M5C2H820GB01# | |
| | | | ±5% | GQM22M5C2H820JB01# | |
| | | 91pF | ±1% | GQM22M5C2H910FB01# | |
| | | | ±2% | GQM22M5C2H910GB01# | |
| | | | ±5% | GQM22M5C2H910JB01# | |
| | | 100pF | ±1% | GQM22M5C2H101FB01# | |
| | | | ±2% | GQM22M5C2H101GB01# | |
| | | | ±5% | GQM22M5C2H101JB01# | |

- GRM
- GR3
- GRJ
- GR4
- GJM
- GQM**
- GA2
- GA3 GB
- GA3 GD
- GA3 GF
- LLL
- LLA
- LLM
- LLR
- NFM
- GJ4
- ZRA
- ZRB
- KRM
- KR3
- GMA
- GMD
- ⚠Caution /Notice

Part number # indicates the package specification code.

Based on the Electrical Appliance and Material Safety Law of Japan Chip Multilayer Ceramic Capacitors for General Purpose

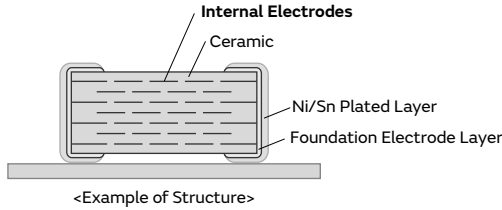
GA2 Series



This product is for commercial power supplies, compliant with the Electrical Appliance and Material Safety Law of Japan.

Features

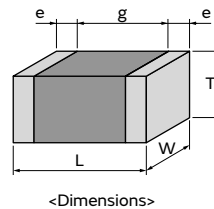
- ① Sn plating is applied to the external electrodes, providing excellent solderability.



- ② Realized large capacitance value and small size while maintaining high withstand voltages by the multilayer structure.
- ③ This product is only for reflow soldering.
- ④ There are types for connections between lines and connections between lines and ground.

Specifications

| | |
|-------------------|---------------------------|
| Size (mm) | 4.5×2.0mm to 5.7×5.0mm |
| Rated Voltage | 250Vac(r.m.s.) |
| Capacitance | 470pF to 0.10μF |
| Main Applications | General purpose for Japan |



This catalog contains only a portion of the product lineup.
 Please refer to the capacitor search tool on the Murata Web site for details.

- GRM
- GR3
- GRJ
- GR4
- GJM
- GQM
- GA2**
- GA3 GB
- GA3 GD
- GA3 GF
- LLL
- LLA
- LLM
- LLR
- NFM
- GJ4
- ZRA
- ZRB
- KPM
- KR3
- GMA
- GMD
- ⚠Caution /Notice

GA2 Series High Dielectric Constant Type Japanese Safety Law Part Number List

4.5×2.0mm

| Rated Voltage | TC Code | Cap. | Tol. | Part Number | |
|----------------|---------|--------|------|---------------------------|--|
| 250Vac(r.m.s.) | X7R | 470pF | ±20% | GA242QR7E2471MW01# | |
| | | 1000pF | ±20% | GA242QR7E2102MW01# | |

4.5×3.2mm

| Rated Voltage | TC Code | Cap. | Tol. | Part Number | |
|----------------|---------|---------|------|---------------------------|--|
| 250Vac(r.m.s.) | X7R | 2200pF | ±20% | GA243QR7E2222MW01# | |
| | | 3300pF | ±20% | GA243QR7E2332MW01# | |
| | | 4700pF | ±20% | GA243DR7E2472MW01# | |
| | | 10000pF | ±20% | GA243QR7E2103MW01# | |
| | | 22000pF | ±20% | GA243QR7E2223MW01# | |
| | | 47000pF | ±20% | GA243DR7E2473MW01# | |

5.7×5.0mm

| Rated Voltage | TC Code | Cap. | Tol. | Part Number | |
|----------------|---------|--------|------|---------------------------|--|
| 250Vac(r.m.s.) | X7R | 0.10μF | ±20% | GA255DR7E2104MW01# | |

- GRM
- GR3
- GRJ
- GR4
- GJM
- GQM
- GA2**
- GA3 GB
- GA3 GD
- GA3 GF
- LLL
- LLA
- LLM
- LLR
- NFM
- GJ4
- ZRA
- ZRB
- KRM
- KR3
- GMA
- GMD
- ⚠Caution /Notice

Part number # indicates the package specification code.

Safety Standard Certified Chip Multilayer Ceramic Capacitors for General Purpose / IEC60384-14 Class X2

GA3 Series Type GB



IEC60384-14 Class X2 Certified Product

Features

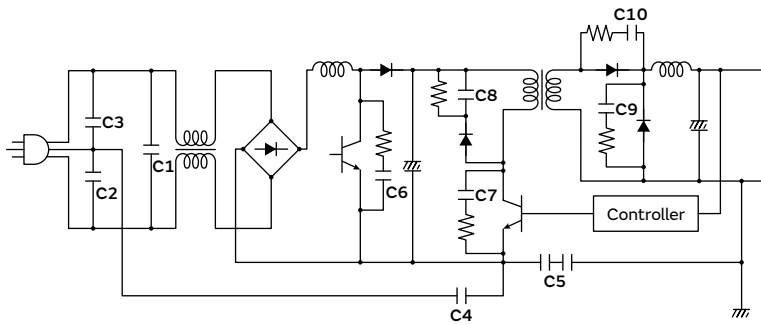
① IEC60384-14 Class X2 Certified product.

Please down load Safety Standard Certification (Type GB: X2) from here.



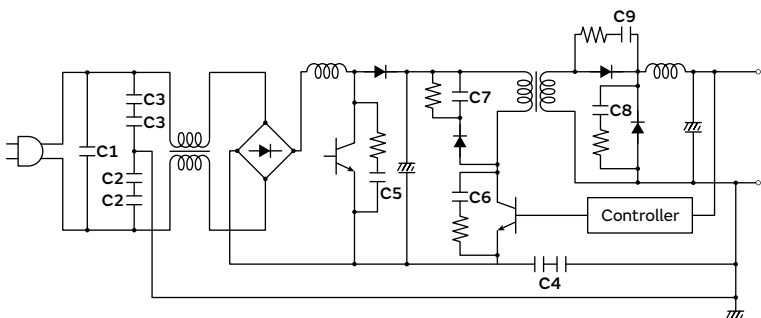
② Can be used as a Class X2 capacitor.

● Switching Power Supply - Class 1 Equipment



| No. | Application | Recommend MLCC Type |
|-----|------------------------------|---------------------|
| C1 | X Cap | Type: GB |
| C2 | Y Cap | Type: GF |
| C3 | | |
| C4 | | |
| C5 | Primary - Secondary Coupling | Type: GF×2 |

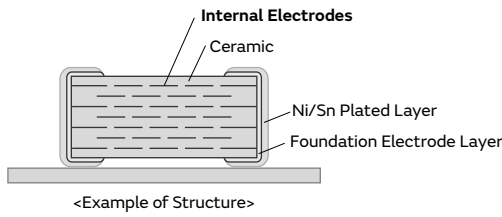
● Switching Power Supply - Class 2 Equipment



| No. | Application | Recommend MLCC Type |
|-----|------------------------------|---------------------|
| C1 | X Cap | Type: GB |
| C2 | Y Cap | Type: GF×2 |
| C3 | | |
| C4 | Primary - Secondary Coupling | |

- GRM
- GR3
- GRJ
- GR4
- GJM
- GQM
- GA2
- GA3 GB
- GA3 GD
- GA3 GF
- LLL
- LLA
- LLM
- LLR
- NFM
- GJ4
- ZRA
- ZRB
- KPM
- KR3
- GMA
- GMD
- △Caution /Notice

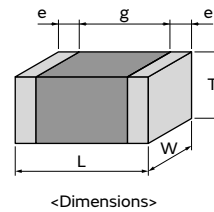
- ③ Realized large capacitance value and small size while maintaining high withstand voltages by the multilayer structure.



- ④ Compared with conventional lead type capacitors, this product realized great reductions in size and height, with a volume of 1/10 or less, and height of 1/4 or less.
- ⑤ This product is only for reflow soldering.

Specifications

| | |
|-------------------|--------------------|
| Size (mm) | 5.7×5.0mm |
| Rated Voltage | 250Vac(r.m.s.) |
| Capacitance | 10000pF to 56000pF |
| Main Applications | AC-DC power supply |



This catalog contains only a portion of the product lineup.
 Please refer to the capacitor search tool on the Murata Web site for details.

- GRM
- GR3
- GRJ
- GR4
- GJM
- GQM
- GA2
- GA3 GB
- GA3 GD
- GA3 GF
- LLL
- LLA
- LLM
- LLR
- NFM
- GJ4
- ZRA
- ZRB
- KPM
- KR3
- GMA
- GMD
- ⚠Caution /Notice

GA3 Series Type GB High Dielectric Constant Type Part Number List

5.7×5.0mm

| Rated Voltage | TC Code | Cap. | Tol. | Part Number | |
|----------------|---------|---------|------|--------------------|--|
| 250Vac(r.m.s.) | X7R | 10000pF | ±10% | GA355QR7GB103KW01# | |
| | | 15000pF | ±10% | GA355QR7GB153KW01# | |
| | | 22000pF | ±10% | GA355DR7GB223KW01# | |
| | | 33000pF | ±10% | GA355ER7GB333KW01# | |
| | | 47000pF | ±10% | GA355ER7GB473KW01# | |
| | | 56000pF | ±10% | GA355XR7GB563KW06# | |

GRM

GR3

GRJ

GR4

GJM

GQM

GA2

**GA3
GB**

GA3
GD

GA3
GF

LLL

LLA

LLM

LLR

NFM

GJ4

ZRA

ZRB

KPM

KR3

GMA

GMD

⚠Caution
/Notice

Part number # indicates the package specification code.

Safety Standard Certified Chip Multilayer Ceramic Capacitors for General Purpose / Acquired certifications of UL60950-1

GA3 Series Type GD



UL60950-1 Certified Product

Features

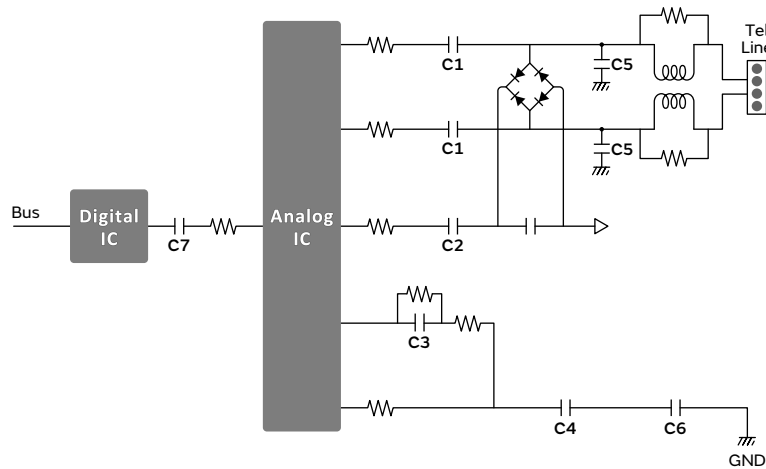
- 1 **UL60950-1 certified product.**

Please download Safety Standard Certification (Type GD) from here.



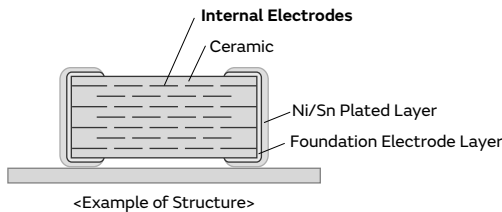
- 2 **Can be used for UL60950-1 devices.**

- DAA Modem - Transformer Less



| No. | Application | Recommend MLCC Type |
|-----|---------------------------|---------------------|
| C5 | Lighting Surge Absorption | Type: GD / GF |
| C6 | Noise Immunity | |
| C7 | D/A Isolation Barrier | |

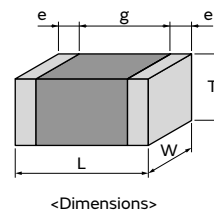
- 3 **Realized large capacitance value and small size while maintaining high withstand voltages by the multilayer structure.**



- 4 **This product is only for reflow soldering.**

Specifications

| | |
|-------------------|------------------------|
| Size (mm) | 4.5×2.0mm to 4.5×3.2mm |
| Rated Voltage | 250Vac(r.m.s.) |
| Capacitance | 10pF to 4700pF |
| Main Applications | Modem |



This catalog contains only a portion of the product lineup.
 Please refer to the capacitor search tool on the Murata Web site for details.

- GRM
- GR3
- GRJ
- GR4
- GJM
- GQM
- GA2
- GA3 GB
- GA3 GD
- GA3 GF
- LLL
- LLA
- LLM
- LLR
- NFM
- GJ4
- ZRA
- ZRB
- KPM
- KR3
- GMA
- GMD
- ⚠Caution /Notice

GA3 Series Type GD Temperature Compensating Type Part Number List

4.5×2.0mm

| Rated Voltage | TC Code | Cap. | Tol. | Part Number | |
|----------------|---------|------|------|--------------------|--|
| 250Vac(r.m.s.) | SL | 10pF | ±5% | GA342A1XGD100JW31# | |
| | | 12pF | ±5% | GA342A1XGD120JW31# | |
| | | 15pF | ±5% | GA342A1XGD150JW31# | |
| | | 18pF | ±5% | GA342A1XGD180JW31# | |
| | | 22pF | ±5% | GA342A1XGD220JW31# | |
| | | 27pF | ±5% | GA342A1XGD270JW31# | |
| | | 33pF | ±5% | GA342A1XGD330JW31# | |
| | | 39pF | ±5% | GA342A1XGD390JW31# | |
| | | 47pF | ±5% | GA342A1XGD470JW31# | |
| | | 56pF | ±5% | GA342A1XGD560JW31# | |
| | | 68pF | ±5% | GA342A1XGD680JW31# | |
| | | 82pF | ±5% | GA342A1XGD820JW31# | |

GRM

GR3

GRJ

GR4

GJM

QOM

GA2

GA3
GB

GA3
GD

GA3
GF

LLL

LLA

LLM

LLR

NFM

GJ4

ZRA

ZRB

KPM

KR3

GMA

GMD

⚠Caution
/Notice

215

Part number # indicates the package specification code.

GA3 Series Type GD High Dielectric Constant Type Part Number List

4.5×2.0mm

| Rated Voltage | TC Code | Cap. | Tol. | Part Number | |
|----------------|---------|--------|------|--------------------|--|
| 250Vac(r.m.s.) | X7R | 100pF | ±10% | GA342QR7GD101KW01# | |
| | | 150pF | ±10% | GA342QR7GD151KW01# | |
| | | 220pF | ±10% | GA342QR7GD221KW01# | |
| | | 330pF | ±10% | GA342QR7GD331KW01# | |
| | | 470pF | ±10% | GA342QR7GD471KW01# | |
| | | 680pF | ±10% | GA342QR7GD681KW01# | |
| | | 1000pF | ±10% | GA342QR7GD102KW01# | |
| | | 1500pF | ±10% | GA342QR7GD152KW01# | |

4.5×3.2mm

| Rated Voltage | TC Code | Cap. | Tol. | Part Number | |
|----------------|---------|--------|------|--------------------|--|
| 250Vac(r.m.s.) | X7R | 1800pF | ±10% | GA343QR7GD182KW01# | |
| | | 2200pF | ±10% | GA343QR7GD222KW01# | |
| | | 4700pF | ±10% | GA343DR7GD472KW01# | |

GRM

GR3

GRJ

GR4

GJM

GQM

GA2

GA3
GB

GA3
GD

GA3
GF

LLL

LLA

LLM

LLR

NFM

GJ4

ZRA

ZRB

KRM

KR3

GMA

GMD

⚠Caution
/Notice

Part number # indicates the package specification code.

Safety Standard Certified Chip Multilayer Ceramic Capacitors for General Purpose / Acquired certifications of IEC60384-14 Class X1/Y2 and UL60950-1

GA3 Series Type GF



Size 4.5x2.0mm: This product is applicable only for the instruments certified by EN/IEC60950-1
Size 5.7x2.8mm or 5.7x5.0mm: This product is applicable as X or Y capacitor

Features

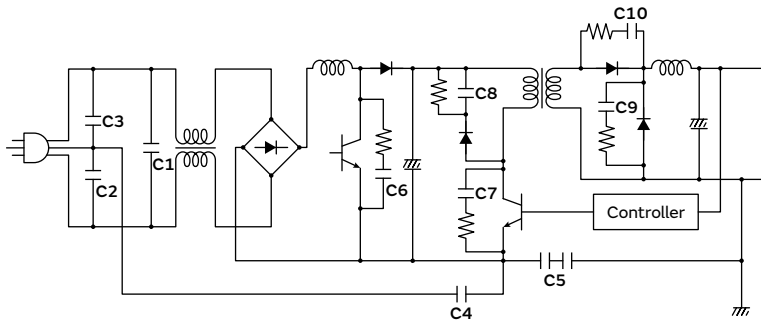
① **IEC60384-14 Class X1/X2 certified product.**

Please down load Safety Standard Certification (Type GF: X1/Y2) from here.



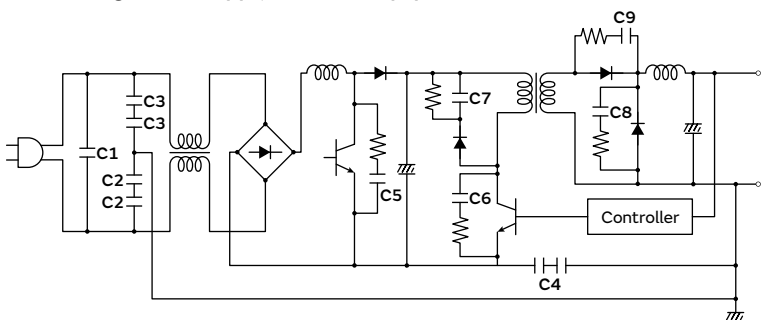
② **Can be used as a Class Y2 capacitor.**

● **Switching Power Supply - Class 1 Equipment**



| No. | Application | Recommend MLCC Type |
|-----|------------------------------|---------------------|
| C1 | X Cap | Type: GB |
| C2 | Y Cap | Type: GF |
| C3 | | |
| C4 | | |
| C5 | Primary - Secondary Coupling | Type: GF×2 |

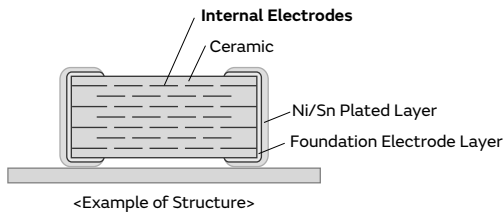
● **Switching Power Supply - Class 2 Equipment**



| No. | Application | Recommend MLCC Type |
|-----|------------------------------|---------------------|
| C1 | X Cap | Type: GB |
| C2 | Y Cap | Type: GF×2 |
| C3 | | |
| C4 | Primary - Secondary Coupling | |

- GRM
- GR3
- GRJ
- GR4
- GJM
- GQM
- GA2
- GA3 GB
- GA3 GD
- GA3 GF**
- LLL
- LLA
- LLM
- LLR
- NFM
- GJ4
- ZRA
- ZRB
- KRM
- KR3
- GMA
- GMD
- ⚠Caution /Notice

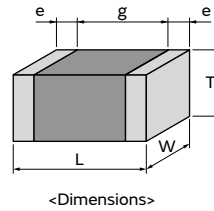
③ Realized large capacitance value and small size while maintaining high withstand voltages by the multilayer structure.



④ This product is only for reflow soldering.

Specifications

| | |
|-------------------|------------------------|
| Size (mm) | 4.5×2.0mm to 5.7×5.0mm |
| Rated Voltage | 250Vac(r.m.s.) |
| Capacitance | 10pF to 4700pF |
| Main Applications | AC-DC power supply |



This catalog contains only a portion of the product lineup.
 Please refer to the capacitor search tool on the Murata Web site for details.

- GRM
- GR3
- GRJ
- GR4
- GJM
- GQM
- GA2
- GA3 GB
- GA3 GD
- GA3 GF
- LLL
- LLA
- LLM
- LLR
- NFM
- GJ4
- ZRA
- ZRB
- KPM
- KR3
- GMA
- GMD
- ⚠Caution /Notice

GA3 Series Type GF Temperature Compensating Type Part Number List

4.5×2.0mm

| Rated Voltage | TC Code | Cap. | Tol. | Part Number | |
|----------------|---------|------|------|--------------------|--|
| 250Vac(r.m.s.) | SL | 10pF | ±5% | GA342A1XGF100JW31# | |
| | | 12pF | ±5% | GA342A1XGF120JW31# | |
| | | 15pF | ±5% | GA342A1XGF150JW31# | |
| | | 18pF | ±5% | GA342A1XGF180JW31# | |
| | | 22pF | ±5% | GA342A1XGF220JW31# | |
| | | 27pF | ±5% | GA342A1XGF270JW31# | |
| | | 33pF | ±5% | GA342A1XGF330JW31# | |
| | | 39pF | ±5% | GA342A1XGF390JW31# | |
| | | 47pF | ±5% | GA342A1XGF470JW31# | |
| | | 56pF | ±5% | GA342A1XGF560JW31# | |
| | | 68pF | ±5% | GA342A1XGF680JW31# | |
| | | 82pF | ±5% | GA342A1XGF820JW31# | |

GRM

GR3

GRJ

GR4

GJM

QOM

GA2

GA3 GB

GA3 GD

GA3 GF

LLL

LLA

LLM

LLR

NFM

GJ4

ZRA

ZRB

KPM

KR3

GMA

GMD

⚠Caution /Notice

Part number # indicates the package specification code.

GA3 Series Type GF High Dielectric Constant Type Part Number List

4.5×2.0mm

| Rated Voltage | TC Code | Cap. | Tol. | Part Number | |
|----------------|---------|--------|------|---------------------------|--|
| 250Vac(r.m.s.) | X7R | 100pF | ±10% | GA342QR7GF101KW01# | |
| | | 150pF | ±10% | GA342QR7GF151KW01# | |
| | | 220pF | ±10% | GA342DR7GF221KW02# | |
| | | 330pF | ±10% | GA342DR7GF331KW02# | |
| | | 470pF | ±10% | GA342QR7GF471KW01# | |
| | | 680pF | ±10% | GA342QR7GF681KW01# | |
| | | 1000pF | ±10% | GA342DR7GF102KW02# | |

5.7×2.8mm

| Rated Voltage | TC Code | Cap. | Tol. | Part Number | |
|----------------|---------|--------|------|---------------------------|--|
| 250Vac(r.m.s.) | X7R | 100pF | ±10% | GA352QR7GF101KW31# | |
| | | 150pF | ±10% | GA352QR7GF151KW31# | |
| | | 220pF | ±10% | GA352QR7GF221KW31# | |
| | | 330pF | ±10% | GA352QR7GF331KW31# | |
| | | 470pF | ±10% | GA352QR7GF471KW01# | |
| | | 680pF | ±10% | GA352QR7GF681KW01# | |
| | | 1000pF | ±10% | GA352QR7GF102KW01# | |
| | | 1500pF | ±10% | GA352QR7GF152KW01# | |

5.7×5.0mm

| Rated Voltage | TC Code | Cap. | Tol. | Part Number | |
|----------------|---------|--------|------|---------------------------|--|
| 250Vac(r.m.s.) | X7R | 1800pF | ±10% | GA355QR7GF182KW01# | |
| | | 2200pF | ±10% | GA355QR7GF222KW01# | |
| | | 3300pF | ±10% | GA355QR7GF332KW01# | |
| | | 4700pF | ±10% | GA355DR7GF472KW01# | |

- GRM
- GR3
- GRJ
- GR4
- GJM
- GQM
- GA2
- GA3 GB
- GA3 GD
- GA3 GF**
- LLL
- LLA
- LLM
- LLR
- NFM
- GJ4
- ZRA
- ZRB
- KRM
- KR3
- GMA
- GMD
- ⚠Caution /Notice

Part number # indicates the package specification code.

LW Reversed Low ESL Chip Multilayer Ceramic Capacitors for General Purpose

LLL Series

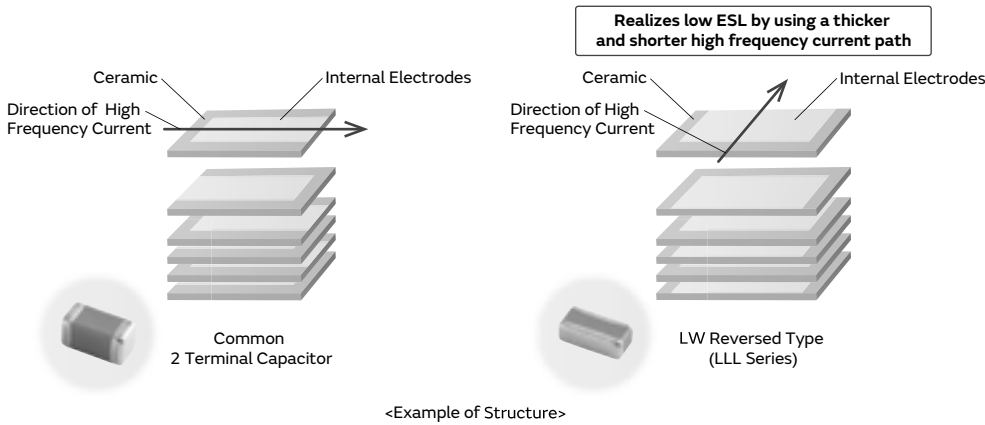


This low ESL capacitor is ideal for power supply decoupling of high-speed operation electronic equipment.

Features

① Low ESL

Since the equivalent series inductance (ESL) is low and excellent in high frequency characteristics, this capacitor is suitable for power supply decoupling of high-speed operation electronic equipment.



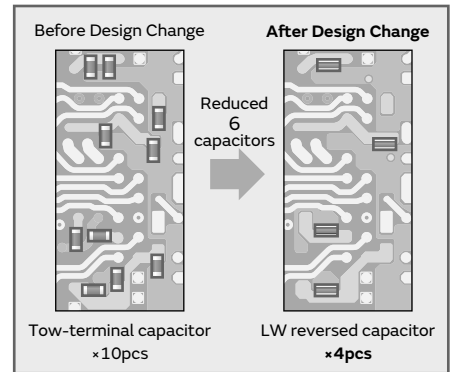
② Contributes to a reduction in the number of components.

The number of components can be reduced by using low ESL capacitors, while maintaining functions equivalent to Common 2 terminal Capacitor.

Murata proposes the use of the LLL series to reduce the number of components and high costs. Simulation is also possible.

Proposal for Cost Reductions

WEB

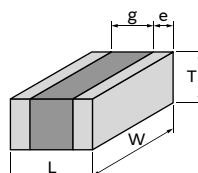


③ A maximum operating temperature up to 125°C

We also offer an abundant lineup of X7* characteristics that can be used in high temperature locations, such as IC packages.

Specifications

| | |
|-------------------|-------------------------------|
| Size (mm) | 0.5×1.0mm to 1.6×3.2mm |
| Rated Voltage | 2.5Vdc to 50Vdc |
| Capacitance | 2200pF to 10μF |
| Main Applications | Application processor/CPU/GPU |



<Dimensions>

This catalog contains only a portion of the product lineup. Please refer to the capacitor search tool on the Murata Web site for details.

GRM
 GR3
 GRJ
 GR4
 GJM
 GQM
 GA2
 GA3 GB
 GA3 GD
 GA3 GF
 LLL
 LLA
 LLM
 LLR
 NFM
 GJ4
 ZRA
 ZRB
 KPM
 KR3
 GMA
 GMD
 △Caution /Notice

LLL Series High Dielectric Constant Type Part Number List

0.5×1.0mm

| Rated Voltage | TC Code | Cap. | Tol. | Part Number | |
|---------------|---------|--------|--------|--------------------|--------------------|
| 10Vdc | X5R | 0.10μF | ±20% | LLL153R61A104ME01# | |
| 6.3Vdc | X6S | 0.10μF | ±20% | LLL153C80J104ME01# | |
| | | 0.22μF | ±20% | LLL153C80J224ME14# | |
| | X5R | 0.10μF | ±20% | LLL153R60J104ME01# | |
| | | 0.22μF | ±20% | LLL153R60J224ME14# | |
| 4Vdc | X7S | 0.10μF | ±20% | LLL153C70G104ME01# | |
| | | 0.47μF | ±20% | LLL153C70G474ME17# | |
| | X7T | 0.22μF | ±20% | LLL153D70G224ME01# | |
| | | X6S | 0.10μF | ±20% | LLL153C80G104ME01# |
| | 0.22μF | | ±20% | LLL153C80G224ME14# | |
| | 0.47μF | | ±20% | LLL153C80G474ME17# | |
| | 1.0μF | | ±20% | LLL153C80G105ME21# | |
| | X5R | | 0.10μF | ±20% | LLL153R60G104ME01# |
| | | | 0.22μF | ±20% | LLL153R60G224ME14# |
| | | 0.47μF | ±20% | LLL153R60G474ME17# | |
| 2.5Vdc | X7S | 0.10μF | ±20% | LLL153C70E104ME01# | |
| | | 0.47μF | ±20% | LLL153C70E474ME17# | |
| | | 1.0μF | ±20% | LLL153C70E105ME21# | |
| | X7T | 0.22μF | ±20% | LLL153D70E224ME01# | |

0.6×1.0mm

| Rated Voltage | TC Code | Cap. | Tol. | Part Number | |
|---------------|---------|-------|------|--------------------|-----------|
| 4Vdc | X5R | 4.3μF | ±20% | LLL1U4R60G435ME22# | D1 |
| 2.5Vdc | X6T | 4.3μF | ±20% | LLL1U4D80E435ME22# | D1 |

0.8×1.6mm

| Rated Voltage | TC Code | Cap. | Tol. | Part Number | |
|---------------|--------------------|---------|--------------------|--------------------|--------------------|
| 50Vdc | X7R | 2200pF | ±20% | LLL185R71H222MA01# | |
| | | 4700pF | ±20% | LLL185R71H472MA01# | |
| 25Vdc | X7R | 10000pF | ±20% | LLL185R71E103MA01# | |
| | | ±20% | LLL185R71E103MA11# | | |
| | | 22000pF | ±20% | LLL185R71E223MA01# | |
| | | 16Vdc | X7R | 10000pF | ±20% |
| ±20% | LLL185R71C103MA11# | | | | |
| 22000pF | ±20% | | LLL185R71C223MA01# | | |
| | ±20% | | LLL185R71C223MA11# | | |
| | 47000pF | | ±20% | LLL185R71C473MA01# | |
| | | | ±20% | LLL185R71C473MA11# | |
| 10Vdc | X7R | 0.10μF | ±20% | LLL185R71A104MA01# | |
| | | ±20% | LLL185R71A104MA11# | | |
| | | 0.22μF | ±20% | LLL185R71A224MA01# | |
| 6.3Vdc | X7R | 0.22μF | ±20% | LLL185R70J224MA01# | |
| | | X7S | 1.0μF | ±20% | LLL185C70J105ME14# |
| | 0.47μF | | ±20% | LLL185R60J474MA01# | |
| | 1.0μF | | ±20% | LLL185R60J105ME14# | |
| | 4Vdc | X7S | 2.2μF | ±20% | LLL185R60J225ME14# |
| X7S | | | 0.22μF | ±20% | LLL185C70G224MA11# |
| | | | 0.47μF | ±20% | LLL185C70G474MA01# |

| Rated Voltage | TC Code | Cap. | Tol. | Part Number |
|---------------|---------|-------|------|--------------------|
| 4Vdc | X7S | 2.2μF | ±20% | LLL185C70G225ME01# |
| | | 4.7μF | ±20% | LLL185C70G475ME17# |

1.25×2.0mm

| Rated Voltage | TC Code | Cap. | Tol. | Part Number |
|---------------|---------|---------|--------|--------------------|
| 50Vdc | X7R | 10000pF | ±20% | LLL215R71H103MA11# |
| | | | ±20% | LLL216R71H103MA01# |
| | | 22000pF | ±20% | LLL216R71H223MA01# |
| 25Vdc | X7R | 10000pF | ±20% | LLL215R71E103MA11# |
| | | | ±20% | LLL215R71E223MA11# |
| | | 22000pF | ±20% | LLL216R71E223MA01# |
| | | | ±20% | LLL216R71E473MA01# |
| | | | 0.10μF | ±20% |
| 16Vdc | X7R | 22000pF | ±20% | LLL215R71C223MA11# |
| | | | ±20% | LLL215R71C473MA11# |
| | | 47000pF | ±20% | LLL216R71C473MA01# |
| | | | ±20% | LLL216R71C473MA11# |
| 10Vdc | X7R | 0.22μF | ±20% | LLL215R71A224MA11# |
| | | | ±20% | LLL216R71A224MA01# |
| | | 0.47μF | ±20% | LLL219R71A474MA01# |
| | | | ±20% | LLL219R71A105MA01# |
| | | | 1.0μF | ±20% |
| 6.3Vdc | X7R | 0.47μF | ±20% | LLL215R70J474MA11# |
| | | | ±20% | LLL219R70J105MA01# |
| 4Vdc | X7S | 1.0μF | ±20% | LLL215C70G105MA11# |
| | | | ±20% | LLL216R71C104MA01# |
| | | 0.22μF | ±20% | LLL219R71C224MA01# |

1.6×3.2mm

| Rated Voltage | TC Code | Cap. | Tol. | Part Number |
|---------------|---------|---------|------|--------------------|
| 50Vdc | X7R | 10000pF | ±20% | LLL315R71H103MA11# |
| | | | ±20% | LLL317R71H103MA01# |
| | | 22000pF | ±20% | LLL315R71H223MA11# |
| | | | ±20% | LLL317R71H223MA01# |
| | | | ±20% | LLL317R71H473MA01# |
| 25Vdc | X7R | 47000pF | ±20% | LLL31MR71H104MA01# |
| | | | ±20% | LLL315R71E223MA11# |
| | | 22000pF | ±20% | LLL317R71E223MA01# |
| | | | ±20% | LLL315R71E473MA11# |
| | | | ±20% | LLL317R71E473MA01# |
| | | | ±20% | LLL317R71E473MA11# |
| 16Vdc | X7R | 0.10μF | ±20% | LLL315R71E104MA11# |
| | | | ±20% | LLL317R71E104MA01# |
| | | 0.22μF | ±20% | LLL31MR71E104MA01# |
| | | | ±20% | LLL31MR71E224MA01# |
| | | | ±20% | LLL31MR71E474MA01# |

Part number # indicates the package specification code.

GRM
 GR3
 GRJ
 GR4
 GJM
 GQM
 GA2
 GA3 GB
 GA3 GD
 GA3 GF
 LLL
 LLA
 LLM
 LLR
 NFM
 GJ4
 ZRA
 ZRB
 KRM
 KR3
 GMA
 GMD
 △Caution /Notice

LLL Series High Dielectric Constant Type Part Number List

(→ 1.6×3.2mm)

| Rated Voltage | TC Code | Cap. | Tol. | Part Number | |
|---------------|---------|--------|------|--------------------|--|
| 16Vdc | X7R | 0.22μF | ±20% | LLL317R71C224MA01# | |
| | | 0.47μF | ±20% | LLL317R71C474MA01# | |
| | | | ±20% | LLL31MR71C474MA01# | |
| | | 1.0μF | ±20% | LLL31MR71C105MA01# | |
| 10Vdc | X7R | 0.47μF | ±20% | LLL315R71A474MA11# | |
| | | | ±20% | LLL317R71A474MA01# | |
| | | 1.0μF | ±20% | LLL317R71A105MA01# | |
| | | 2.2μF | ±20% | LLL31MR71A225MA01# | |
| 6.3Vdc | X7R | 2.2μF | ±20% | LLL317R70J225MA01# | |
| | | 4.7μF | ±20% | LLL31MR70J475MA01# | |
| | X5R | 10μF | ±20% | LLL31MR60J106ME01# | |

GRM

GR3

GRJ

GR4

GJM

GQM

GA2

GA3 GB

GA3 GD

GA3 GF

LLL

LLA

LLM

LLR

NFM

GJ4

ZRA

ZRB

KRM

KR3

GMA

GMD

⚠Caution /Notice

8 Terminals Low ESL Chip Multilayer Ceramic Capacitors for General Purpose

LLA Series

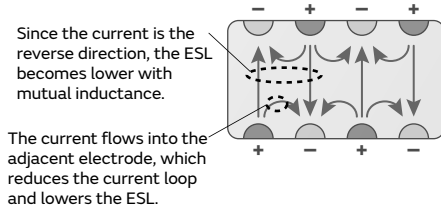
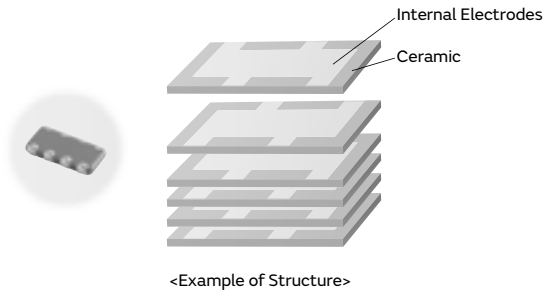


8-Terminal Type Low ESL Capacitor Ideal for Power Supply Decoupling of High-speed Operation IC

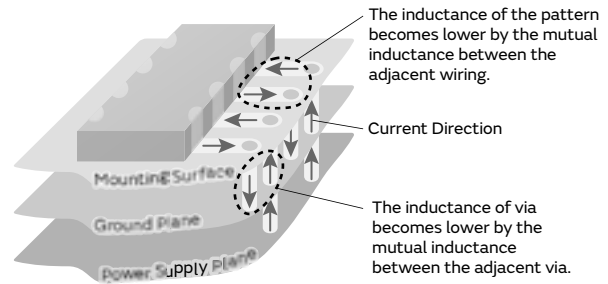
Features

① Ultra-low ESL

Since the equivalent series inductance (ESL) is very low with excellent high frequency characteristics due to the design structure, this capacitor is ideal for power supply decoupling of high-speed operation IC.



<Effectiveness of Cancelling Out Inductance by Mutual Inductance>



<Effectiveness of Suppressing Inductance when Mounting a Multi-terminal Capacitor>

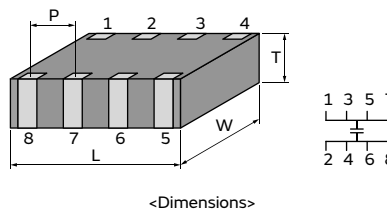
The inductance for the boards also becomes lower, not only the capacitor.

② A maximum operating temperature up to 125°C

This product is applicable to high temperatures (X7* characteristics); however, Murata also offers numerous thin type products, which are ideal as decoupling capacitors on IC package.

Specifications

| | |
|-------------------|-------------------------------|
| Size (mm) | 1.6×0.8mm to 2.0×1.25mm |
| Rated Voltage | 4Vdc to 25Vdc |
| Capacitance | 10000pF to 4.7μF |
| Main Applications | Application processor/CPU/GPU |



This catalog contains only a portion of the product lineup. Please refer to the capacitor search tool on the Murata Web site for details.

- GRM
- GR3
- GRJ
- GR4
- GJM
- GQM
- GA2
- GA3 GB
- GA3 GD
- GA3 GF
- LLL
- LLA
- LLM
- LLR
- NFM
- GJ4
- ZRA
- ZRB
- KPM
- KR3
- GMA
- GMD
- △Caution / Notice

LLA Series High Dielectric Constant Type Part Number List

1.6×0.8mm

| Rated Voltage | TC Code | Cap. | Tol. | Part Number | |
|---------------|---------|--------|------|--------------------|--|
| 4Vdc | X7S | 0.10μF | ±20% | LLA185C70G104MA01# | |
| | | 0.22μF | ±20% | LLA185C70G224MA01# | |
| | | 0.47μF | ±20% | LLA185C70G474MA01# | |
| | | 2.2μF | ±20% | LLA185C70G225ME16# | |

2.0×1.25mm

| Rated Voltage | TC Code | Cap. | Tol. | Part Number | |
|---------------|---------|---------|--------------------|--------------------|--------------------|
| 25Vdc | X7R | 10000pF | ±20% | LLA215R71E103MA14# | |
| | | | ±20% | LLA219R71E103MA01# | |
| | | 22000pF | ±20% | LLA215R71E223MA14# | |
| | | | ±20% | LLA219R71E223MA01# | |
| 16Vdc | X7R | 47000pF | ±20% | LLA219R71E473MA01# | |
| | | 0.10μF | ±20% | LLA215R71C104MA14# | |
| | | | ±20% | LLA219R71C104MA01# | |
| | | 0.22μF | ±20% | LLA219R71C224MA01# | |
| 10Vdc | X7R | 47000pF | ±20% | LLA219R71A473MA01# | |
| | | 0.10μF | ±20% | LLA215R71A104MA14# | |
| | | 0.22μF | ±20% | LLA215R71A224MA14# | |
| | | 0.47μF | ±20% | LLA219R71A474MA01# | |
| 6.3Vdc | X7R | 0.22μF | ±20% | LLA215R70J224MA14# | |
| | | 0.47μF | ±20% | LLA215R70J474MA14# | |
| | | 1.0μF | ±20% | LLA219R70J105MA01# | |
| 4Vdc | X5R | 1.0μF | ±20% | LLA219R60J105MA01# | |
| | | X7R | 22000pF | ±20% | LLA215R70G223MA14# |
| | 1.0μF | | ±20% | LLA219R70G105MA01# | |
| | X7S | 1.0μF | ±20% | LLA215C70G105MA14# | |
| | | 2.2μF | ±20% | LLA219C70G225MA01# | |
| | 4.7μF | ±20% | LLA215C70G475ME19# | | |

- GRM
- GR3
- GRJ
- GR4
- GJM
- GQM
- GA2
- GA3 GB
- GA3 GD
- GA3 GF
- LLL
- LLA
- LLM
- LLR
- NFM
- GJ4
- ZRA
- ZRB
- KRM
- KR3
- GMA
- GMD
- ⚠Caution /Notice

10 Terminals Low ESL Chip Multilayer Ceramic Capacitors for General Purpose

LLM Series

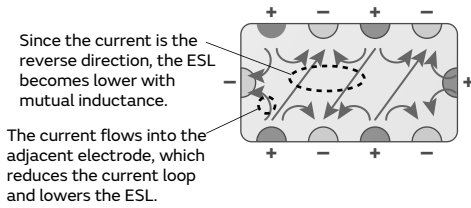
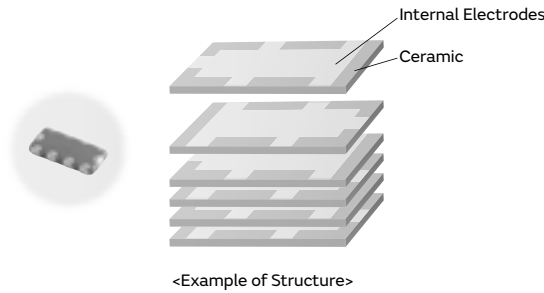


10-Terminal Type Low ESL Capacitor Ideal for Power Supply Decoupling of High-speed Operation IC

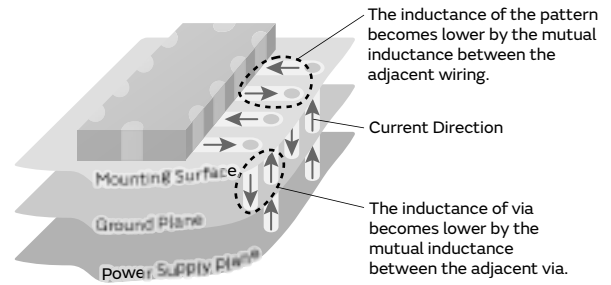
Features

① This is the lowest ESL LW reversed type capacitor.

Since the equivalent series inductance (ESL) of this product is even lower than the LLA series (8-terminal product) with excellent high frequency characteristics, this capacitor is ideal for power supply decoupling of high-speed operation IC.



<Effectiveness of Cancelling Out Inductance by Mutual Inductance>



<Effectiveness of Suppressing Inductance when Mounting a Multi-terminal Capacitor>

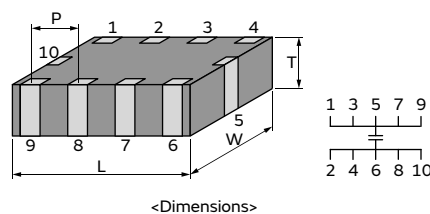
The inductance for the boards also becomes lower, not only the capacitor.

② A maximum operating temperature up to 125°C

This product is applicable to high temperatures (X7* characteristics); however, Murata also offers numerous thin type products, which are ideal as decoupling capacitors on IC package.

Specifications

| | |
|-------------------|-------------------------------|
| Size (mm) | 2.0×1.25mm |
| Rated Voltage | 4Vdc to 25Vdc |
| Capacitance | 10000pF to 1.0μF |
| Main Applications | Application processor/CPU/GPU |



This catalog contains only a portion of the product lineup. Please refer to the capacitor search tool on the Murata Web site for details.

- GRM
- GR3
- GRJ
- GR4
- GJM
- GQM
- GA2
- GA3 GB
- GA3 GD
- GA3 GF
- LLL
- LLA
- LLM
- LLR
- NFM
- GJ4
- ZRA
- ZRB
- KRM
- KR3
- GMA
- GMD
- △Caution /Notice

LLM Series High Dielectric Constant Type Part Number List

2.0×1.25mm

| Rated Voltage | TC Code | Cap. | Tol. | Part Number | |
|---------------|---------|---------|------|--------------------|--|
| 25Vdc | X7R | 10000pF | ±20% | LLM215R71E103MA11# | |
| | | 22000pF | ±20% | LLM215R71E223MA11# | |
| 16Vdc | X7R | 47000pF | ±20% | LLM215R71C473MA11# | |
| | | 0.10μF | ±20% | LLM215R71C104MA11# | |
| 6.3Vdc | X7R | 0.22μF | ±20% | LLM215R70J224MA11# | |
| | | 0.47μF | ±20% | LLM215R70J474MA11# | |
| 4Vdc | X7S | 1.0μF | ±20% | LLM215C70G105MA11# | |

GRM

GR3

GRJ

GR4

GJM

GQM

GA2

GA3
GB

GA3
GD

GA3
GF

LLL

LLA

LLM

LLR

NFM

GJ4

ZRA

ZRB

KPM

KR3

GMA

GMD

⚠Caution
/Notice

LW Reversed Controlled ESR Low ESL Chip Multilayer Ceramic Capacitors for General Purpose

LLR Series

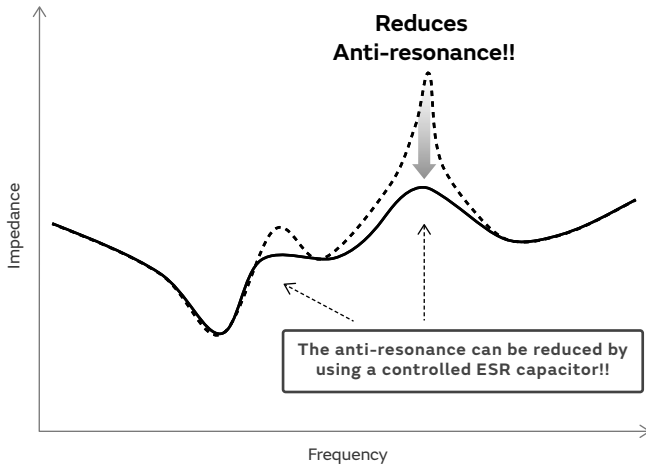


ESR Controlled Type Low ESL Capacitors Equipped with Anti-resonance Control Function

Features

① **Reduces Anti-resonance**

This capacitor is controlled so that the equivalent series resistance (ESR) becomes slightly higher, and is effective in reducing the anti-resonance that occurs when capacitor arrays are used.



② **Lineup of capacitors with ESR values from 100-1,000mΩ.**

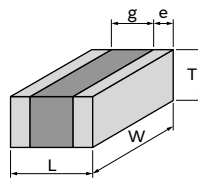
According to the conditions of the anti-resonance, the most suitable ESR value can be selected from 4 types.

③ **Low ESL**

This ESR controlled type capacitor has excellent high frequency characteristics, with low equivalent series inductance (ESL). This is also ideal as a decoupling component.

Specifications

| | |
|-------------------|-----------------------------|
| Size (mm) | 0.8×1.6mm |
| Rated Voltage | 4Vdc |
| Capacitance | 1.0μF |
| Main Applications | Network processor/ASIC/PMIC |



<Dimensions>

This catalog contains only a portion of the product lineup.
 Please refer to the capacitor search tool on the Murata Web site for details.

- GRM
- GR3
- GRJ
- GR4
- GJM
- GQM
- GQ2
- GA3 GB
- GA3 GD
- GA3 GF
- LLL
- LLA
- LLM
- LLR**
- NFM
- GJ4
- ZRA
- ZRB
- KRM
- KR3
- GMA
- GMD
- ⚠Caution /Notice

LLR Series High Dielectric Constant Type Part Number List

0.8×1.6mm

| Rated Voltage | TC Code | Cap. | Tol. | Part Number | |
|---------------|---------|-------|------|--------------------|--|
| 4Vdc | X7S | 1.0μF | ±20% | LLR185C70G105ME01# | |
| | | | ±20% | LLR185C70G105ME03# | |
| | | | ±20% | LLR185C70G105ME05# | |
| | | | ±20% | LLR185C70G105ME07# | |

GRM

GR3

GRJ

GR4

GJM

GQM

GA2

GA3
GB

GA3
GD

GA3
GF

LLL

LLA

LLM

LLR

NFM

GJ4

ZRA

ZRB

KPM

KR3



GMA

GMD

⚠Caution
/Notice

Part number # indicates the package specification code.

3 Terminals Low ESL Chip Multilayer Ceramic Capacitors for General Purpose

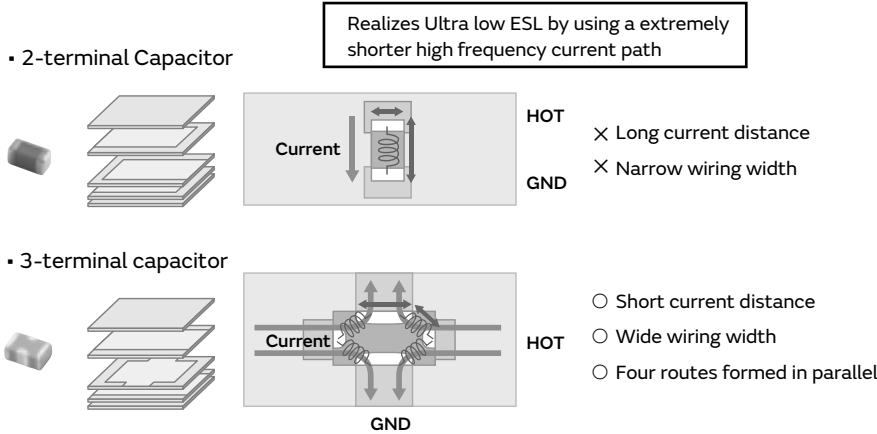
NFM Series  **Low ESL** **EMI Filter** [WEB](#) 

This is the most suitable Low ESL capacitors for noise measurement and power decoupling of highspeed electrical devices.

Features

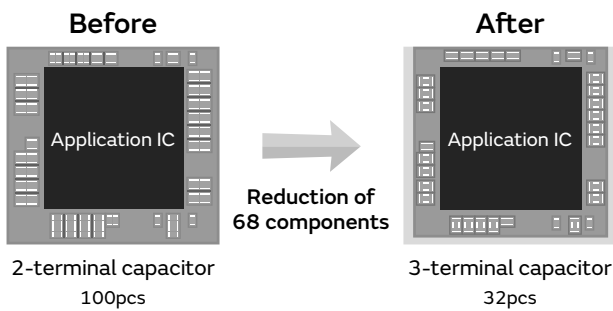
① Low ESL

Since the equivalent series inductance (ESL) is low and excellent in high frequency characteristics, this capacitor is suitable for power supply decoupling of high-speed operation electronic equipment.



② Contributes to a reduction in the number of components.

The number of components can be reduced by using low ESL capacitors, while maintaining functions equivalent to 2-terminal capacitor.



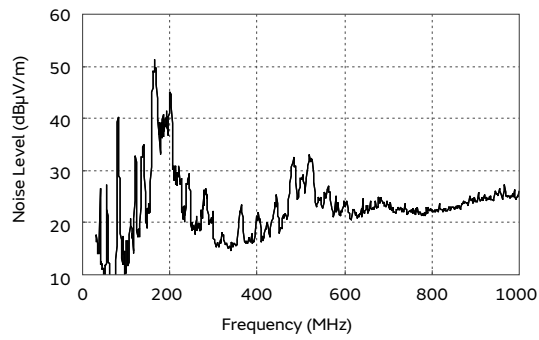

Reference : "How can the mounting area be reduced? —Methods of using low-ESL capacitors—"

[WEB](#) 

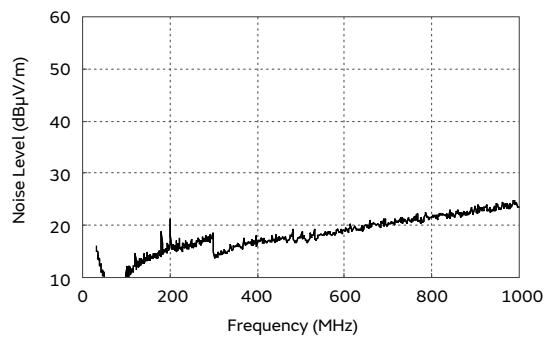
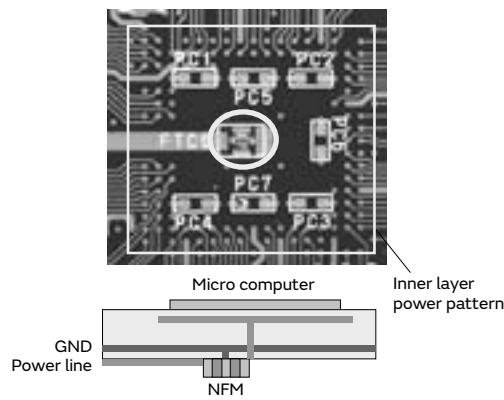
GRM
 GR3
 GRJ
 GR4
 GJM
 GQM
 GA2
 GA3 GB
 GA3 GD
 GA3 GF
 LLL
 LLA
 LLM
 LLR
NFM
 GJ4
 ZRA
 ZRB
 KPM
 KR3
 GMA
 GMD
 △Caution /Notice

3 Contributes to noise suppression as an EMI filter

Without NFM series



With NFM series 1μF×1pc

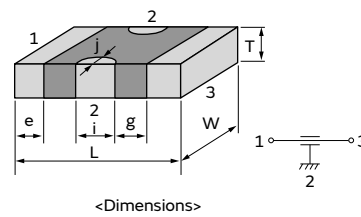


Example of noise suppression effect [WEB](#)

Reference : "Basics of Noise Countermeasures Lesson 11 Notes on the Use of Chip 3-Terminal Capacitors" [WEB](#)

Specifications

| | |
|-------------------|-----------------------------|
| Size (mm) | 1.0×0.5mm to 4.5×1.6mm |
| Rated Voltage | 2.5Vdc to 100Vdc |
| Capacitance | 100pF to 27μF |
| Main Applications | Application processor, PMIC |



- GRM
- GR3
- GRJ
- GR4
- GJM
- GQM
- GA2
- GA3 GB
- GA3 GD
- GA3 GF
- LLL
- LLA
- LLM
- LLR
- NFM
- GJ4
- ZRA
- ZRB
- KRM
- KR3
- GMA
- GMD
- ⚠Caution /Notice

NFM Series Part Number List

1.0×0.5mm

| Rated Voltage | Cap. | Tol. | Part Number | |
|---------------|---------|------|-----------------|--------------|
| 16Vdc | 2200pF | ±20% | NFM15CC222D1C3# | |
| | 22000pF | ±20% | NFM15CC223C1C3# | |
| | 47000pF | ±20% | NFM15PC473C1C3# | |
| 10Vdc | 2200pF | ±20% | NFM15CC222D1A3# | |
| | 22000pF | ±20% | NFM15CC223C1A3# | |
| | 47000pF | ±20% | NFM15PC473C1A3# | |
| | 0.10μF | ±20% | NFM15PC104R1A3# | |
| 6.3Vdc | 0.22μF | ±20% | NFM15PC224R1A3# | |
| | 0.10μF | ±20% | NFM15PC104D0J3# | |
| | 0.22μF | ±20% | NFM15PC224D0J3# | |
| 4Vdc | 0.47μF | ±20% | NFM15PC474R0J3# | |
| | 1.0μF | ±20% | NFM15PC105D0J3# | D1 |
| | 1.0μF | ±20% | NFM15PC105R0J3# | D1 |
| 2.5Vdc | 4.3μF | ±20% | NFM15PC435R0G3# | D1 |
| | 7.5μF | ±20% | NFM15PC755R0G3# | D1 |
| | 9.1μF | ±20% | NFM15PC915R0G3# | D1 |
| | 14μF | ±20% | NFM15PC146R0G3# | Mo D1 |
| | 4.3μF | ±20% | NFM15PC435D0E3# | D1 |
| | 7.5μF | ±20% | NFM15PC755D0E3# | D1 |
| 4Vdc | 4.3μF | ±20% | NFM15PC435R0E3# | |
| | 7.5μF | ±20% | NFM15PC755R0E3# | |
| 2.5Vdc | 9.1μF | ±20% | NFM15PC915D0E3# | D1 |
| | 14μF | ±20% | NFM15PC146R0E3# | |

1.2×0.9mm

| Rated Voltage | Cap. | Tol. | Part Number | |
|---------------|------|------|-----------------|-----------|
| 4Vdc | 15μF | ±20% | NFMJMPC156R0G3# | D1 |
| | 22μF | ±20% | NFMJMPC226R0G3# | D1 |
| 2.5Vdc | 22μF | ±20% | NFMJMPC226D0E3# | D1 |

1.6×0.8mm

| Rated Voltage | Cap. | Tol. | Part Number | |
|---------------|---------|-----------------|-----------------|--|
| 16Vdc | 100pF | ±20% | NFM18CC101R1C3# | |
| | 220pF | ±20% | NFM18CC221R1C3# | |
| | 470pF | ±20% | NFM18CC471R1C3# | |
| | 1000pF | ±20% | NFM18CC102R1C3# | |
| | 2200pF | ±20% | NFM18CC222R1C3# | |
| | 22000pF | ±20% | NFM18CC223R1C3# | |
| | 0.10μF | ±20% | NFM18PC104R1C3# | |
| 10Vdc | 2.2μF | ±20% | NFM18PC225B1A3# | |
| 6.3Vdc | 0.22μF | ±20% | NFM18PC224R0J3# | |
| | 0.47μF | ±20% | NFM18PC474R0J3# | |
| | | ±20% | NFM18PS474R0J3# | |
| | 1.0μF | ±20% | NFM18PC105R0J3# | |
| | ±20% | NFM18PS105D0J3# | | |

| Rated Voltage | Cap. | Tol. | Part Number | |
|---------------|-------|------|-----------------|-----------|
| 6.3Vdc | 1.0μF | ±20% | NFM18PS105R0J3# | |
| | 2.2μF | ±20% | NFM18PC225B0J3# | |
| | 10μF | ±20% | NFM18PC106D0J3# | D1 |

2.0×1.25mm

| Rated Voltage | Cap. | Tol. | Part Number | |
|---------------|---------|------|-----------------|--|
| 50Vdc | 220pF | ±20% | NFM21CC221R1H3# | |
| | 470pF | ±20% | NFM21CC471R1H3# | |
| | 1000pF | ±20% | NFM21CC102R1H3# | |
| | 2200pF | ±20% | NFM21CC222R1H3# | |
| | 22000pF | ±20% | NFM21CC223R1H3# | |
| 25Vdc | 0.10μF | ±20% | NFM21PC104R1E3# | |
| 16Vdc | 0.22μF | ±20% | NFM21PC224R1C3# | |
| | 0.47μF | ±20% | NFM21PC474R1C3# | |
| | 1.0μF | ±20% | NFM21PC105B1C3# | |
| 10Vdc | 1.0μF | ±20% | NFM21PC105B1A3# | |
| | 4.7μF | ±20% | NFM21PC475B1A3# | |
| 6.3Vdc | 2.2μF | ±20% | NFM21PC225B0J3# | |
| | 10μF | ±20% | NFM21PS106B0J3# | |

3.2×1.25mm

| Rated Voltage | Cap. | Tol. | Part Number | |
|---------------|---------|----------|-----------------|-----------|
| 50Vdc | 220pF | +50/-20% | NFM3DCC221R1H3# | |
| | 470pF | +50/-20% | NFM3DCC471R1H3# | |
| | 1000pF | +50/-20% | NFM3DCC102R1H3# | |
| | 2200pF | +50/-20% | NFM3DCC222R1H3# | |
| | 22000pF | ±20% | NFM3DPC223R1H3# | D3 |
| | | +50/-20% | NFM3DCC223R1H3# | |

3.2×1.6mm

| Rated Voltage | Cap. | Tol. | Part Number | |
|---------------|---------|------|-----------------|-----------|
| 100Vdc | 10000pF | ±20% | NFM31KC103R2A3# | D3 |
| | 15000pF | ±20% | NFM31KC153R2A3# | |
| | 22000pF | ±20% | NFM31KC223R2A3# | |
| | 0.10μF | ±20% | NFM31KC104R2A3# | |
| 50Vdc | 10000pF | ±20% | NFM31KC103R1H3# | D3 |
| | 15000pF | ±20% | NFM31KC153R1H3# | D3 |
| | 22000pF | ±20% | NFM31KC223R1H3# | D3 |
| | 0.10μF | ±20% | NFM31KC104R1H3# | |
| 6.3Vdc | 27μF | ±20% | NFM31PC276B0J3# | |

4.5×1.6mm

| Rated Voltage | Cap. | Tol. | Part Number | |
|---------------|--------|----------|-----------------|--|
| 100Vdc | 470pF | +50/-20% | NFM41CC471R2A3# | |
| | 1000pF | +50/-20% | NFM41CC102R2A3# | |
| | 2200pF | +50/-20% | NFM41CC222R2A3# | |

Part number # indicates the package specification code.

GRM
 GR3
 GRJ
 GR4
 GJM
 GQM
 GA2
 GA3 GB
 GA3 GD
 GA3 GF
 LLL
 LLA
 LLM
 LLR
 NFM
 GJ4
 ZRA
 ZRB
 KRM
 KR3
 GMA
 GMD
 ⚠Caution / Notice

NFM Series Low ESL EMI Filter Part Number List

(→ 4.5×1.6mm)

| Rated Voltage | Cap. | Tol. | Part Number | |
|---------------|---------|----------|------------------------|--|
| 100Vdc | 22000pF | +50/-20% | NFM41CC223R2A3# | |
| 50Vdc | 1.5μF | ±20% | NFM41PC155B1H3# | |
| 25Vdc | 1.5μF | ±20% | NFM41PC155B1E3# | |

GRM

GR3

GRJ

GR4

GJM

GQM

GA2

GA3
GB

GA3
GD

GA3
GF

LLL

LLA

LLM

LLR

NFM

GJ4

ZRA

ZRB

KRM

KR3

GMA

GMD

⚠Caution /Notice

Low Distortion Chip Multilayer Ceramic Capacitors for General Purpose

GJ4 Series

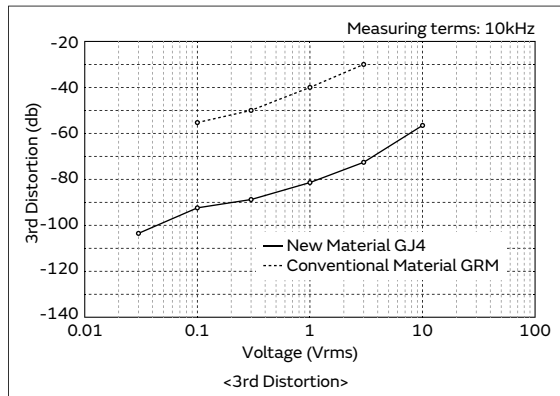


Ideal for low distortion of audio digital amplifiers.

Features

① Ideal for replacement of the film capacitors of audio circuits with low distortion characteristics.

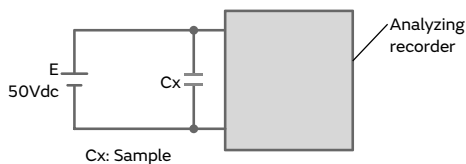
This product is ideal for audio circuits, such as digital amplifiers where distortion characteristics are focused on. This product can be applied to filters and couplings utilizing low distortion characteristics.



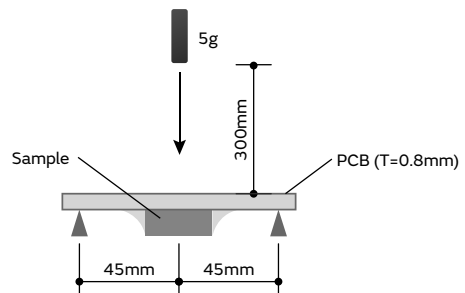
② Ideal for electronic equipment like power circuits, due to the low loss and low shock noise characteristics.

Contributes to the improvement in performance of electronic equipment where low loss and low shock noise are required.

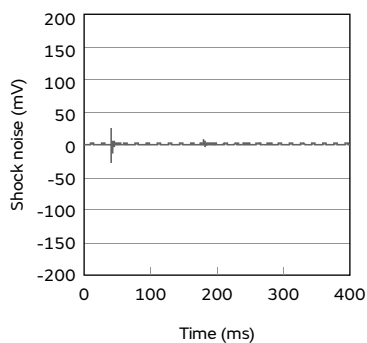
● Measuring circuit



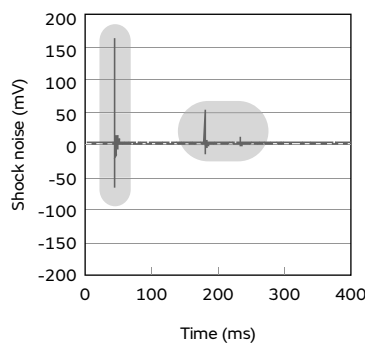
● Measuring terms



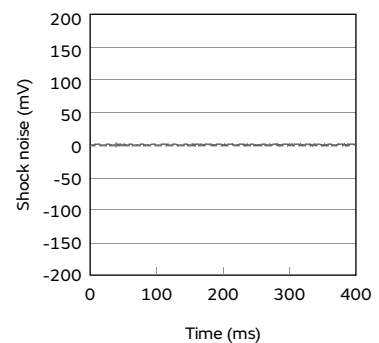
◆ New Material (GJ4)



◆ Conventional Material (GRM)



◆ Film capacitor

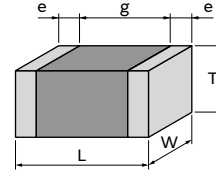


③ This product has a noise reduction effect.

Since dielectric materials which enable a reduction of noise are used, this product is more effective for reducing noise compared to the general purpose GRM series.

Specifications

| | |
|-------------------|-------------------------------------------------------------|
| Size (mm) | 2.0×1.25mm to 3.2×1.6mm |
| Rated Voltage | 25Vdc to 100Vdc |
| Capacitance | 0.10μF to 1.0μF |
| Main Applications | Audio digital amplifiers, coupling circuit, filter circuits |



<Dimensions>

This catalog contains only a portion of the product lineup.
 Please refer to the capacitor search tool on the Murata Web site for details.

- GRM
- GR3
- GRJ
- GR4
- GJM
- GQM
- GA2
- GA3 GB
- GA3 GD
- GA3 GF
- LLL
- LLA
- LLM
- LLR
- NFM
- GJ4
- ZRA
- ZRB
- KPM
- KR3
- GMA
- GMD
- ⚠Caution /Notice

GJ4 Series High Dielectric Constant Type Part Number List

2.0×1.25mm

| Rated Voltage | TC Code | Cap. | Tol. | Part Number | |
|---------------|---------|--------|--------------------|--------------------|--|
| 25Vdc | X6S | 0.10μF | ±5% | GJ4216C81E104JA01# | |
| | | | ±10% | GJ4216C81E104KA01# | |
| | | | ±20% | GJ4216C81E104MA01# | |
| | | 0.15μF | ±5% | GJ4219C81E154JA01# | |
| | | | ±10% | GJ4219C81E154KA01# | |
| | | | ±20% | GJ4219C81E154MA01# | |
| | | 0.22μF | ±5% | GJ4219C81E224JA01# | |
| | | | ±10% | GJ4219C81E224KA01# | |
| | | | ±20% | GJ4219C81E224MA01# | |
| | 0.33μF | ±5% | GJ421BC81E334JA01# | | |
| | | ±10% | GJ421BC81E334KA01# | | |
| | | ±20% | GJ421BC81E334MA01# | | |

3.2×1.6mm

| Rated Voltage | TC Code | Cap. | Tol. | Part Number | |
|---------------|---------|--------|------|--------------------|--|
| 100Vdc | X6S | 0.10μF | ±5% | GJ4319C82A104JA01# | |
| | | | ±10% | GJ4319C82A104KA01# | |
| | | | ±20% | GJ4319C82A104MA01# | |
| | R | 0.10μF | ±5% | GJ4319R82A104JA01# | |
| | | | ±10% | GJ4319R82A104KA01# | |
| | | | ±20% | GJ4319R82A104MA01# | |
| 25Vdc | X6S | 0.47μF | ±5% | GJ4319C81E474JA01# | |
| | | | ±10% | GJ4319C81E474KA01# | |
| | | | ±20% | GJ4319C81E474MA01# | |
| | | 0.68μF | ±5% | GJ431MC81E684JA01# | |
| | | | ±10% | GJ431MC81E684KA01# | |
| | | | ±20% | GJ431MC81E684MA01# | |
| | | 0.82μF | ±5% | GJ431CC81E824JA01# | |
| | | | ±10% | GJ431CC81E824KA01# | |
| | | | ±20% | GJ431CC81E824MA01# | |
| | | 1.0μF | ±5% | GJ431CC81E105JA01# | |
| | | | ±10% | GJ431CC81E105KA01# | |
| | | | ±20% | GJ431CC81E105MA01# | |

- GRM
- GR3
- GRJ
- GR4
- GJM
- GQM
- GA2
- GA3 GB
- GA3 GD
- GA3 GF
- LLL
- LLA
- LLM
- LLR
- NFM
- GJ4
- ZRA
- ZRB
- KRM
- KR3
- GMA
- GMD
- ⚠Caution /Notice

Part number # indicates the package specification code.

Low Acoustic Noise Chip Multilayer Ceramic Capacitors on Interposer Board for General Purpose

ZRA Series

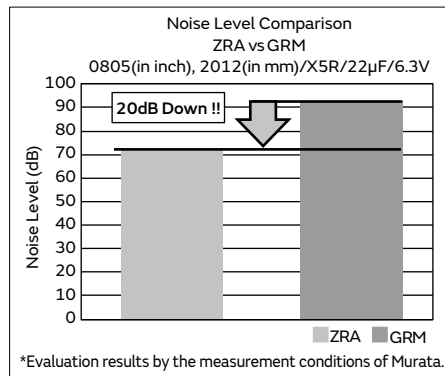
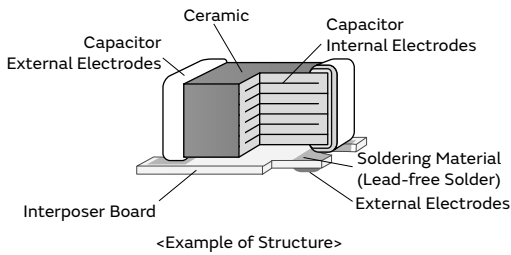


Reduces noise with a new structure where the capacitor is mounted on an interposer board.

Features

① This product has a noise reduction effect.

Mounting the capacitor on an interposer board suppresses the transmission of vibration of the capacitor, which reduces the noise level.



② Designs can be performed on the same land pattern as the general-purpose product (GRM Series).

Since an interposer board of a size close to a general-purpose product (GRM Series) is used, when noise occurs, the product can be replaced without changing the land pattern (reduction of noise level).

(* When a sufficient distance between components has not been secured (when components are mounted side-by-side) a revision of the land design may be required.)

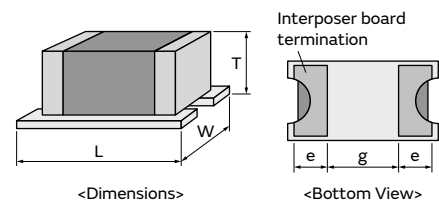
ZRA Series Recommended Land Dimensions

| Series | L×W | MLCC Size | a | b | c | Land Size |
|--------|----------|-----------|-----|-----|-----|-----------|
| ZRA21 | 2.4×1.65 | 2012 | 0.8 | 1.0 | 1.4 | |

Specifications

| | |
|-------------------|------------------------------------------------------------------------------------------------------------------------|
| Size (mm) | 2.4×1.65mm |
| Rated Voltage | 4Vdc to 25Vdc |
| Capacitance | 22µF to 47µF |
| Main Applications | Mobile phones, tablet terminals, PC, DSC, video cameras, HDD/SSD, panel related, car navigation and portable recorders |

This catalog contains only a portion of the product lineup. Please refer to the capacitor search tool on the Murata Web site for details.



- GRM
- GR3
- GRJ
- GR4
- GJM
- GQM
- GA2
- GA3 GB
- GA3 GD
- GA3 GF
- LLL
- LLA
- LLM
- LLR
- NFM
- GJ4
- ZRA
- ZRB
- KRM
- KR3
- GMA
- GMD
- △Caution /Notice

ZRA Series High Dielectric Constant Type Part Number List

2.4×1.65mm

| Rated Voltage | TC Code | Cap. | Tol. | Part Number | |
|---------------|---------|------|------|--------------------|--------------|
| 25Vdc | X5R | 22μF | ±20% | ZRA21CR61E226ME01# | |
| 16Vdc | X5R | 22μF | ±20% | ZRA21MR61C226ME11# | D1 |
| 6.3Vdc | X5R | 47μF | ±20% | ZRA21MR60J476ME11# | Mo D1 |
| 4Vdc | X5R | 47μF | ±20% | ZRA21MR60G476ME11# | D1 |

GRM

GR3

GRJ

GR4

GJM

GQM

GA2

GA3
GB

GA3
GD

GA3
GF

LLL

LLA

LLM

LLR

NFM

GJ4

ZRA

ZRB

KPM

KR3

GMA

GMD

⚠Caution
/Notice

Part number # indicates the package specification code.

Low Acoustic Noise Chip Multilayer Ceramic Capacitors on Interposer Board for General Purpose

ZRB Series

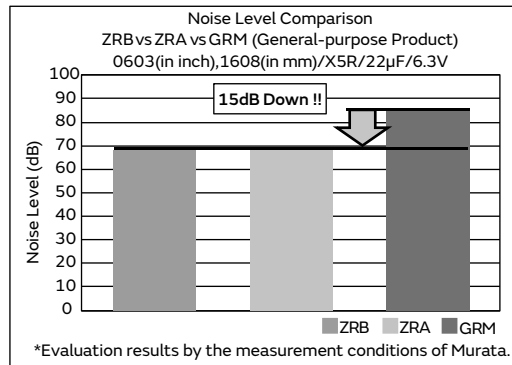
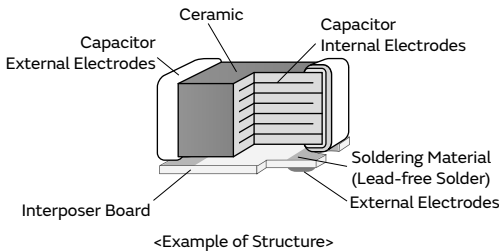


Reduces noise with a new structure where the capacitor is mounted on an interposer board.

Features

1 This product has a noise reduction effect.

Mounting the capacitor on an interposer board suppresses the transmission of vibration of the capacitor, which reduces the noise level.



2 It is possible to replace previous MLCC without modification of the printed circuit board design.


The product is designed with the interposer board of the same LW size as MLCC by improving technology for mounting MLCC on a small board. Therefore, it is possible to replace previous MLCC with the new MLCC with an interposer board (ZRB series) that provides countermeasures for squealing without modification of the land design.

<Example of Mounting>

ZRB18AR60J226ME11

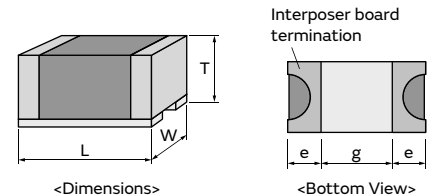
Gap between the products: 200µm

Land of mounting: Land for evaluation



Specifications

| | |
|-------------------|------------------------------------------------------------------------------------------------------------------------|
| Size (mm) | 1.0×0.5mm to 1.6×0.8mm |
| Rated Voltage | 4Vdc to 35Vdc |
| Capacitance | 2.2µF to 47µF |
| Main Applications | Mobile phones, tablet terminals, PC, DSC, video cameras, HDD/SSD, panel related, car navigation and portable recorders |



This catalog contains only a portion of the product lineup.

Please refer to the capacitor search tool on the Murata Web site for details.

ZRB Series High Dielectric Constant Type Part Number List

1.0×0.5mm

| Rated Voltage | TC Code | Cap. | Tol. | Part Number | |
|---------------|---------|--------------------|--------------------|--------------------|--------------------|
| 25Vdc | X5R | 2.2μF | ±10% | ZRB157R61E225KE11# | |
| | | | ±20% | ZRB157R61E225ME11# | |
| 16Vdc | X6S | 2.2μF | ±20% | ZRB157C81C225ME01# | |
| | | | X5R | 2.2μF | ±10% |
| | ±20% | ZRB157R61C225ME11# | | | |
| | 10Vdc | X6S | 2.2μF | ±20% | ZRB157C81A225ME01# |
| X5R | | | | 2.2μF | ±10% |
| | | ±20% | ZRB157R61A225ME11# | | |
| | | | 4.7μF | ±20% | ZRB15XR61A475ME01# |
| | | 10μF | ±20% | ZRB15XR61A106ME01# | Mo D1 |
| 6.3Vdc | X5R | 4.7μF | ±20% | ZRB15XR60J475ME01# | |
| | | | ±20% | ZRB15XR60J106ME12# | Mo D1 |

1.6×0.8mm

| Rated Voltage | TC Code | Cap. | Tol. | Part Number | |
|---------------|---------|-------|--------------------|--------------------|--------------------|
| 35Vdc | X5R | 4.7μF | ±10% | ZRB18AR6YA475KE05# | |
| | | | ±20% | ZRB18AR6YA475ME05# | |
| 25Vdc | X6S | 4.7μF | ±20% | ZRB18AC81E475ME01# | D1 |
| | X5R | 10μF | ±20% | ZRB18AR61E106ME01# | |
| 16Vdc | X6S | 10μF | ±20% | ZRB18AC81C106ME01# | |
| | X5R | 10μF | ±20% | ZRB18AR61C106ME01# | |
| 10Vdc | X7T | 10μF | ±10% | ZRB18AD71A106KE01# | |
| | | | ±20% | ZRB18AD71A106ME01# | |
| | X6S | 10μF | ±10% | ZRB18AC81A106KE01# | |
| | | | ±20% | ZRB18AC81A106ME01# | |
| | X5R | 10μF | ±20% | ZRB18AR61A106ME01# | |
| | | | 22μF | ±20% | ZRB188R61A226ME05# |
| | | ±20% | ZRB18AR61A226ME01# | D1 | |
| 6.3Vdc | X6S | 10μF | ±20% | ZRB18AC80J106ME01# | |
| | | 22μF | ±20% | ZRB18AC80J226ME01# | D1 |
| | X5R | 22μF | ±20% | ZRB186R60J226ME11# | Mo D1 |
| | | | ±20% | ZRB18AR60J226ME01# | D1 |
| | | 47μF | ±20% | ZRB18AR60J476ME01# | Mo D1 |
| 4Vdc | X6S | 22μF | ±20% | ZRB18AC80G226ME01# | |
| | X5R | 22μF | ±20% | ZRB186R60G226ME11# | Mo |

- GRM
- GR3
- GRJ
- GR4
- GJM
- GQM
- GA2
- GA3 GB
- GA3 GD
- GA3 GF
- LLL
- LLA
- LLM
- LLR
- NFM
- GJ4
- ZRA
- ZRB
- KRM
- KR3
- GMA
- GMD
- ⚠Caution /Notice

Metal Terminal Type Multilayer Ceramic Capacitors for General Purpose

KRM Series

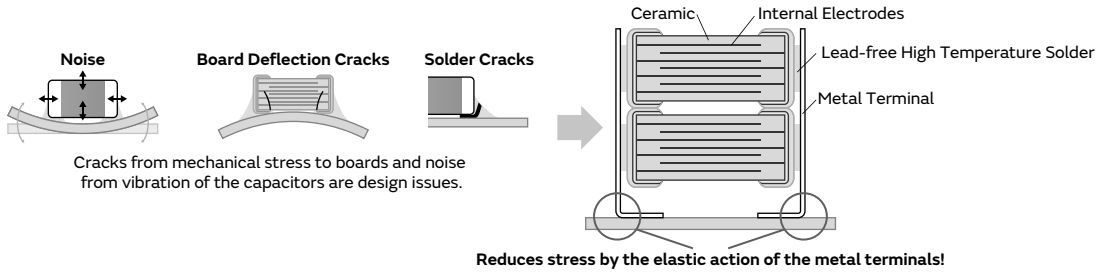


Bonding the metal terminals to external electrodes solves design issues by mounting large size MLCC!

Features

① **Bond metal terminals to the external electrodes of chips.**

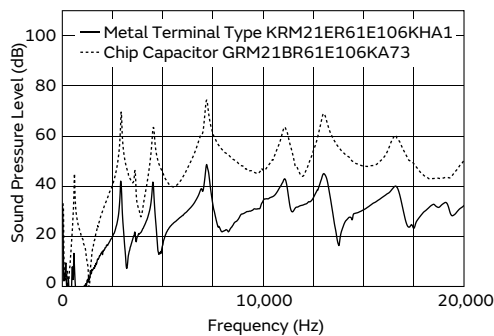
The stress applied to the chip is relieved by the elastic action of the metal terminal.



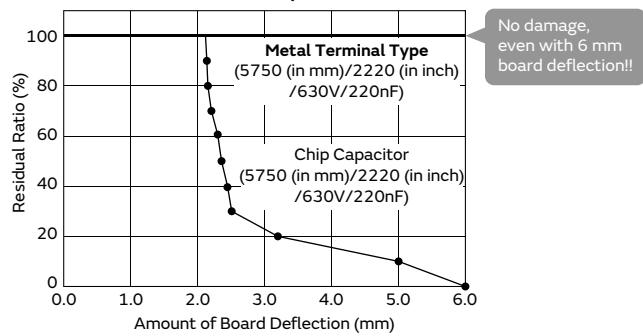
② **Substantially reduces noise, board deflection cracks and soldering cracks.**

This product is not damaged even with a board deflection of 6 mm.
 Solder cracks do not occur even with 2,000 cycles of heat stress.

● **Acoustic Noise is Reduced with Metal Terminals**



● **Reduces Stress Caused by Board Deflection**



● **Suppresses Solder Cracks Caused by Heat Stress**

| Chip Size | Chip Only (5750 (in mm)/2220 (in inch) size) | Metal Terminal Type (5750 (in mm)/2220 (in inch) size) |
|------------|-------------------------------------------------|-----------------------------------------------------------|
| 1000 Cycle | ↑Solder Crack | |
| 2000 Cycle | ↑Solder Crack | |

Compared with chips only, this product is excellent in solder cracking resistance.

Test Condition: -55 to +125°C, 5min.,(Liquid Phase)
 Board Used: Glass Epoxy Board (FR-4)

Demonstrates replacement value of low noise capacitors Experience the effectiveness of the KRM Series.

Examples of Noise Countermeasures



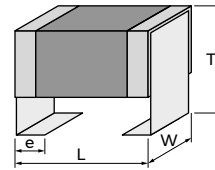
- GRM
- GR3
- GRJ
- GR4
- GJM
- GQM
- GA2
- GA3 GB
- GA3 GD
- GA3 GF
- LLL
- LLA
- LLM
- LLR
- NFM
- GJ4
- ZRA
- ZRB
- KRM
- KR3
- GMA
- GMD
- △Caution /Notice

③ **2 chips can be stacked.**

Realize large capacity by stacking 2 capacitors.

Specifications

| | |
|-------------------|---------------------------------------------------------|
| Size (mm) | 2.2×1.25mm to 6.1×5.3mm |
| Rated Voltage | 16Vdc to 1250Vdc |
| Capacitance | 8200pF to 100μF |
| Main Applications | For smoothing and noise suppression of DC-DC converters |



<Dimensions>

This catalog contains only a portion of the product lineup.
 Please refer to the capacitor search tool on the Murata Web site for details.

- GRM
- GR3
- GRJ
- GR4
- GJM
- GQM
- GA2
- GA3 GB
- GA3 GD
- GA3 GF
- LLL
- LLA
- LLM
- LLR
- NFM
- GJ4
- ZRA
- ZRB
- KRM**
- KR3
- GMA
- GMD
- ⚠Caution /Notice

KRM Series Temperature Compensating Type Low acoustic noise Deflecting crack Soldering crack Part Number List

6.1×5.1mm

| Rated Voltage | TC Code | Cap. | Tol. | Part Number | |
|---------------|---------|---------|------|--------------------|--|
| 1250Vdc | U2J | 8200pF | ±5% | KRM55L7U3B822JDL1# | |
| | | 10000pF | ±5% | KRM55L7U3B103JDL1# | |
| 1000Vdc | U2J | 8200pF | ±5% | KRM55L7U3A822JDL1# | |
| | | 10000pF | ±5% | KRM55L7U3A103JDL1# | |
| | | 0.016μF | ±10% | KRM55T7U3A163KDL1# | |
| | | 0.020μF | ±10% | KRM55T7U3A203KDL1# | |
| 630Vdc | COG | 0.015μF | ±5% | KRM55L5C2J153JDL1# | |
| | | 0.018μF | ±5% | KRM55L5C2J183JDL1# | |
| | | 0.022μF | ±5% | KRM55R5C2J223JDL1# | |
| | | 0.027μF | ±5% | KRM55R5C2J273JDL1# | |
| | | 0.030μF | ±5% | KRM55T5C2J303JDL1# | |
| | | 0.036μF | ±5% | KRM55T5C2J363JDL1# | |
| | | 0.044μF | ±5% | KRM55V5C2J443JDL2# | |
| | | 0.054μF | ±5% | KRM55V5C2J543JDL2# | |
| | U2J | 33000pF | ±5% | KRM55L7U2J333JDL1# | |
| | | 39000pF | ±5% | KRM55L7U2J393JDL1# | |
| | | 47000pF | ±5% | KRM55L7U2J473JDL1# | |
| | | 66000pF | ±10% | KRM55T7U2J663KDL1# | |
| | | 78000pF | ±10% | KRM55T7U2J783KDL1# | |
| | | 94000pF | ±10% | KRM55T7U2J943KDL1# | |

- GRM
- GR3
- GRJ
- GR4
- GJM
- GQM
- GA2
- GA3 GB
- GA3 GD
- GA3 GF
- LLL
- LLA
- LLM
- LLR
- NFM
- GJ4
- ZRA
- ZRB
- KRM
- KR3
- GMA
- GMD
- ⚠Caution /Notice

Part number # indicates the package specification code.

KRM Series High Dielectric Constant Type Low acoustic noise Deflecting crack Soldering crack Part Number List

2.2×1.25mm

| Rated Voltage | TC Code | Cap. | Tol. | Part Number | |
|---------------|---------|------|------|--------------------|-----------|
| 25Vdc | X7S | 10μF | ±10% | KRM21FC71E106KFA1# | D1 |
| | X6S | 10μF | ±10% | KRM21FC81E106KFA1# | D1 |
| | X5R | 10μF | ±10% | KRM21ER61E106KFA1# | |
| | | 22μF | ±20% | KRM21FR61E226MFA1# | |
| 16Vdc | X5R | 10μF | ±10% | KRM21ER61C106KFA1# | |

3.5×1.7mm

| Rated Voltage | TC Code | Cap. | Tol. | Part Number | |
|---------------|---------|-------|------|--------------------|--|
| 100Vdc | X7R | 1.0μF | ±10% | KRM31KR72A105KH01# | |
| 50Vdc | X7R | 4.7μF | ±10% | KRM31KR71H475KH01# | |
| 35Vdc | X6S | 10μF | ±10% | KRM31KC8YA106KH01# | |
| 25Vdc | X6S | 10μF | ±10% | KRM31KC81E106KH01# | |
| | X5R | 10μF | ±10% | KRM31FR61E106KH01# | |

3.6×1.7mm

| Rated Voltage | TC Code | Cap. | Tol. | Part Number | |
|---------------|---------|-------|------|--------------------|--|
| 50Vdc | X7R | 2.2μF | ±10% | KRM31KR71H225KH01# | |

3.7×1.85mm

| Rated Voltage | TC Code | Cap. | Tol. | Part Number | |
|---------------|---------|-------|------|--------------------|--|
| 100Vdc | X7R | 2.2μF | ±10% | KRM31KR72A225KH01# | |

6.1×5.3mm

| Rated Voltage | TC Code | Cap. | Tol. | Part Number | |
|---------------|---------|---------|------|--------------------|--|
| 1000Vdc | X7R | 68000pF | ±10% | KRM55LR73A683KH01# | |
| | | 0.10μF | ±10% | KRM55LR73A104KH01# | |
| | | 0.15μF | ±20% | KRM55TR73A154MH01# | |
| | | 0.22μF | ±20% | KRM55TR73A224MH01# | |
| 630Vdc | X7R | 0.15μF | ±10% | KRM55LR72J154KH01# | |
| | | 0.22μF | ±10% | KRM55LR72J224KH01# | |
| | | 0.33μF | ±20% | KRM55TR72J334MH01# | |
| | | 0.47μF | ±20% | KRM55TR72J474MH01# | |
| 450Vdc | X7R | 0.33μF | ±10% | KRM55LR72W334KH01# | |
| | | 0.47μF | ±10% | KRM55LR72W474KH01# | |
| | | 0.68μF | ±20% | KRM55TR72W684MH01# | |
| | | 1.0μF | ±20% | KRM55TR72W105MH01# | |
| 250Vdc | X7R | 0.68μF | ±10% | KRM55LR72E684KH01# | |
| | | 1.0μF | ±10% | KRM55LR72E105KH01# | |
| | | 1.5μF | ±20% | KRM55TR72E155MH01# | |
| | | 2.2μF | ±20% | KRM55TR72E225MH01# | |
| 100Vdc | X7R | 4.7μF | ±10% | KRM55LR72A475KH01# | |
| | | 6.8μF | ±10% | KRM55QR72A685KH01# | |
| | | 10μF | ±10% | KRM55QR72A106KH01# | |
| | | | ±20% | KRM55TR72A106MH01# | |

| Rated Voltage | TC Code | Cap. | Tol. | Part Number | |
|---------------|---------|-------|------|--------------------|--|
| 100Vdc | X7R | 15μF | ±20% | KRM55WR72A156MH01# | |
| | | 22μF | ±20% | KRM55WR72A226MH01# | |
| 63Vdc | X7R | 4.7μF | ±10% | KRM55LR71J475KH01# | |
| | | 10μF | ±10% | KRM55QR71J106KH01# | |
| | | 22μF | ±20% | KRM55WR71J226MH01# | |
| | | | | | |
| 50Vdc | X7R | 4.7μF | ±10% | KRM55LR71H475KH01# | |
| | | 10μF | ±10% | KRM55LR71H106KH01# | |
| | | | ±10% | KRM55QR71H106KH01# | |
| | | 17μF | ±10% | KRM55QR71H176KH01# | |
| | | 22μF | ±20% | KRM55TR71H226MH01# | |
| | | | ±20% | KRM55WR71H226MH01# | |
| | | 33μF | ±20% | KRM55WR71H336MH01# | |
| | | | | | |
| 35Vdc | X7R | 10μF | ±10% | KRM55LR7YA106KH01# | |
| | | 15μF | ±10% | KRM55LR7YA156KH01# | |
| | | 17μF | ±10% | KRM55QR7YA176KH01# | |
| | | 22μF | ±10% | KRM55QR7YA226KH01# | |
| | | | ±20% | KRM55TR7YA226MH01# | |
| | | 33μF | ±20% | KRM55TR7YA336MH01# | |
| | | | ±20% | KRM55WR7YA336MH01# | |
| | | 47μF | ±20% | KRM55WR7YA476MH01# | |
| 25Vdc | X7R | 15μF | ±10% | KRM55LR71E156KH01# | |
| | | 22μF | ±10% | KRM55QR71E226KH01# | |
| | | 33μF | ±10% | KRM55QR71E336KH01# | |
| | | | ±20% | KRM55TR71E336MH01# | |
| | | 47μF | ±20% | KRM55WR71E476MH01# | |
| | | 68μF | ±20% | KRM55WR71E686MH01# | |
| | X7S | 47μF | ±10% | KRM55QC71E476KH13# | |
| | | 100μF | ±20% | KRM55WC71E107MH13# | |

- GRM
- GR3
- GRJ
- GR4
- GJM
- GQM
- GQ2
- GA3 GB
- GA3 GD
- GA3 GF
- LLL
- LLA
- LLM
- LLR
- NFM
- GJ4
- ZRA
- ZRB
- KRM
- KR3
- GMA
- GMD
- ⚠Caution /Notice

Part number # indicates the package specification code.

High Effective Capacitance & High Allowable Ripple Current Metal Terminal Type Multilayer Ceramic Capacitors for General Purpose

KR3 Series



Low acoustic noise

Deflecting crack

Soldering crack

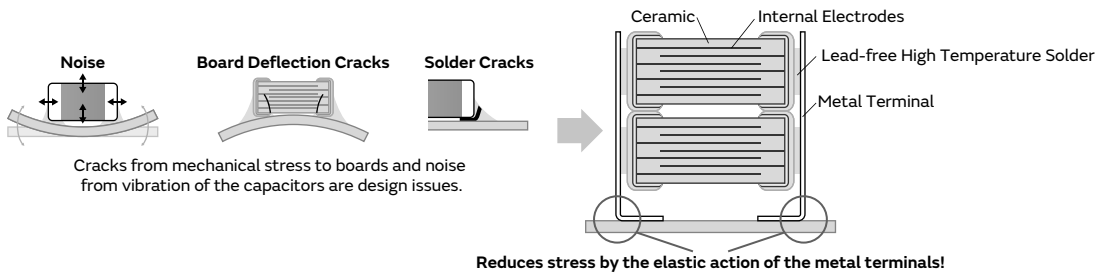
WEB

Bonding the metal terminals to external electrodes solves design issues by mounting large size MLCC!

Features

1 Bond Metal Terminals to External Electrodes of Chips

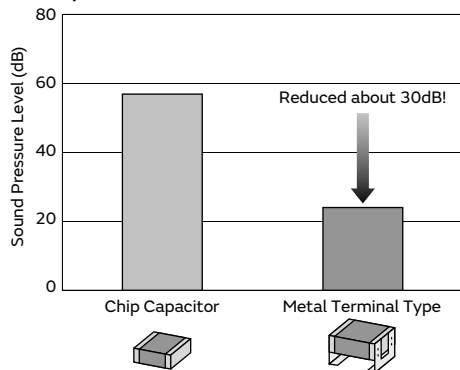
This product has high resistance to heat and mechanical impact and greatly reduces acoustic noise of boards by ceramics.



2 Stacking of Chips

Achieve high capacity by stacking 2 capacitors.

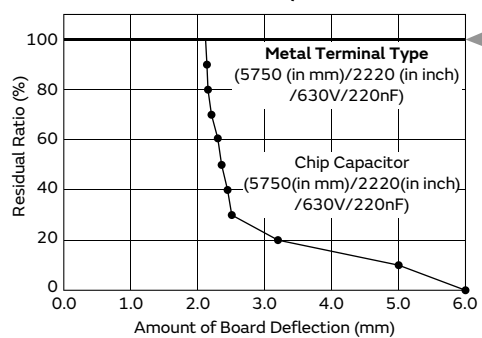
Comparison of Noise Reduction Effects



Evaluation Items: 5750 (in mm)/2220 (in inch) size/DC630V/220nF
 Test Method: DC50V, AC10Vp-p/3kHz
 Test Board: Glass Epoxy Board (T=1.6mm)
 Test Quantity: 3pc
 Distance Between Microphone and Board: 5mm

Note: Results Using Murata's Evaluation Board

Reduces Stress Caused by Board Deflection



Suppresses Solder Cracks Caused by Heat Stress

| Chip Size | Chip Only (5750 (in mm)/2220 (in inch) size) | | Metal Terminal Type (5750 (in mm)/2220 (in inch) size) | |
|------------|-------------------------------------------------|--|-----------------------------------------------------------|--|
| 1000 Cycle | | | | |
| 2000 Cycle | | | | |

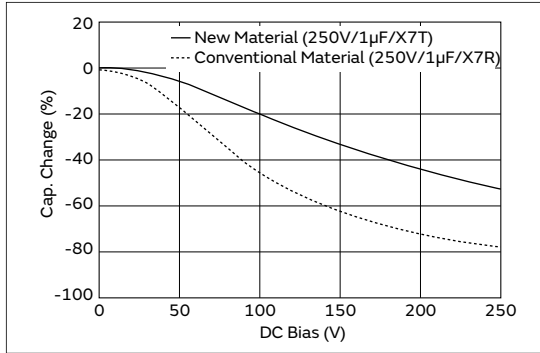
Compared with chips only, this product is excellent in solder cracking resistance.

Test Condition: -55 to +125°C, 5min., (Liquid Phase)
 Board Used: Glass Epoxy Board (FR-4)

- GRM
- GR3
- GRJ
- GR4
- GJM
- GQM
- GA2
- GA3 GB
- GA3 GD
- GA3 GF
- LLL
- LLA
- LLM
- LLR
- NFM
- GJ4
- ZRA
- ZRB
- KRM
- KR3
- GMA
- GMD
- ⚠️Caution / Notice

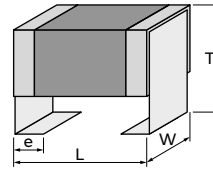
3 Adopted Low Dielectric Constant Materials

Improved effective capacity and ripple resistant performance, compared to conventional products (X7R characteristics).



Specifications

| | |
|-------------------|------------------------------------------------------|
| Size (mm) | 6.1×5.3mm |
| Rated Voltage | 250Vdc to 630Vdc |
| Capacitance | 0.10µF to 2.2µF |
| Main Applications | For DC-DC converters of general electronic equipment |



<Dimensions>

This catalog contains only a portion of the product lineup.
 Please refer to the capacitor search tool on the Murata Web site for details.

- GRM
- GR3
- GRJ
- GR4
- GJM
- GQM
- GA2
- GA3 GB
- GA3 GD
- GA3 GF
- LLL
- LLA
- LLM
- LLR
- NFM
- GJ4
- ZRA
- ZRB
- KRM
- KR3
- GMA
- GMD
- ⚠Caution /Notice

KR3 Series High Dielectric Constant Type Low acoustic noise Deflecting crack Soldering crack Part Number List

6.1×5.3mm

| Rated Voltage | TC Code | Cap. | Tol. | Part Number | |
|---------------|---------|--------|------|--------------------|--|
| 630Vdc | X7T | 0.10μF | ±10% | KR355LD72J104KH01# | |
| | | 0.15μF | ±10% | KR355LD72J154KH01# | |
| | | 0.22μF | ±10% | KR355QD72J224KH01# | |
| | | 0.27μF | ±10% | KR355QD72J274KH01# | |
| | | 0.47μF | ±20% | KR355WD72J474MH01# | |
| | | 0.56μF | ±20% | KR355WD72J564MH01# | |
| 450Vdc | X7T | 0.22μF | ±10% | KR355LD72W224KH01# | |
| | | 0.33μF | ±10% | KR355LD72W334KH01# | |
| | | 0.47μF | ±10% | KR355LD72W474KH01# | |
| | | 0.56μF | ±10% | KR355QD72W564KH01# | |
| | | 0.68μF | ±20% | KR355TD72W684MH01# | |
| | | 1.0μF | ±20% | KR355TD72W105MH01# | |
| 250Vdc | X7T | 0.47μF | ±10% | KR355LD72E474KH01# | |
| | | 0.68μF | ±10% | KR355LD72E684KH01# | |
| | | 1.0μF | ±10% | KR355QD72E105KH01# | |
| | | 1.5μF | ±20% | KR355TD72E155MH01# | |
| | | 2.2μF | ±20% | KR355WD72E225MH01# | |

- GRM
- GR3
- GRJ
- GR4
- GJM
- GQM
- GA2
- GA3 GB
- GA3 GD
- GA3 GF
- LLL
- LLA
- LLM
- LLR
- NFM
- GJ4
- ZRA
- ZRB
- KRM
- KR3
- GMA
- GMD
- ⚠Caution /Notice

Part number # indicates the package specification code.

Wire Bonding Mount Multilayer Microchip Capacitors for General Purpose

GMA Series

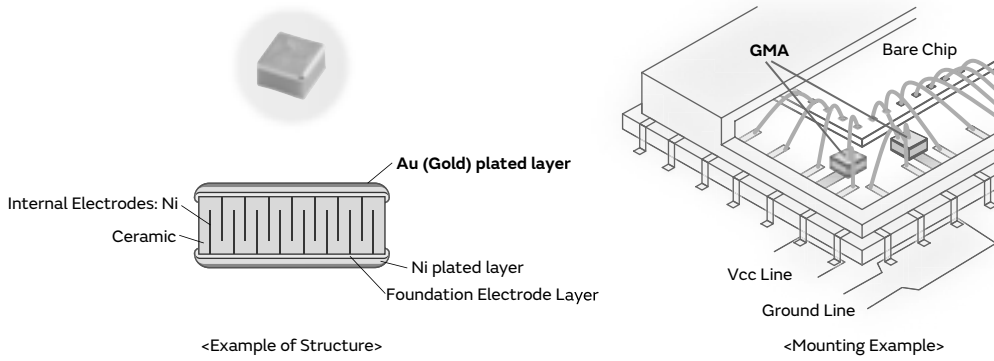


These capacitors have gold-plated electrodes and are designed specifically for wire bonding.

Features

① **Allows for high density mounting.**

Noise can be reduced by eliminating the routing of the wire, and high efficiency can be achieved with a built-in capacitor in a package, such as IC. Miniaturization of the set is also possible.



② **Achieved small size and high capacitance with a multilayer structure.**

| | |
|------------------------------|-------------------------------------------------------------|
| Small size, high capacitance | Minimum 0.38mm×0.38mm Achieved 0.1μF in 0.5mm×0.5mm size |
|------------------------------|-------------------------------------------------------------|

Lineup comparison table with competitor's is provided in my Murata Capacitor Site (need to sign in & approval from the site)

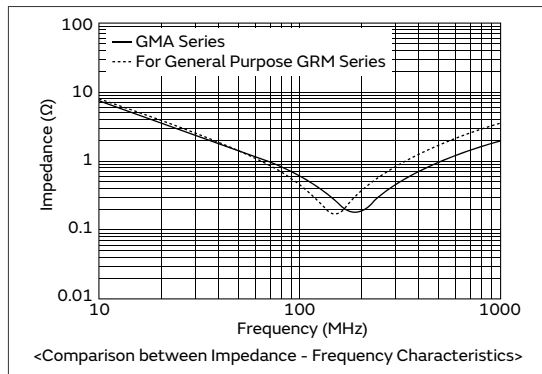


③ **Ideal for bypass applications**

Especially for optical communication related devices such as TOSA/ROSA.

④ **Excellent in high frequency characteristics.**

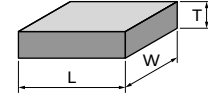
Since the capacitor consists of an upper/lower electrode structure, the current path becomes shorter and lowers the ESL. Compared with the general purpose GRM series of the same capacity, the impedance of this product becomes lower at high frequencies.



- GRM
- GR3
- GRJ
- GR4
- GJM
- GQM
- GA2
- GA3 GB
- GA3 GD
- GA3 GF
- LLL
- LLA
- LLM
- LLR
- NFM
- GJ4
- ZRA
- ZRB
- KRM
- KR3
- GMA
- GMD
- ⚠Caution /Notice

Specifications

| | |
|-------------------|---------------------------------------------------------------------------------------------------------------------------------------------------------------------------------------------------------------------------------------------------------------|
| Size (mm) | 0.38×0.38mm to 0.8×0.8mm |
| Rated Voltage | 6.3Vdc to 100Vdc |
| Capacitance | 100pF to 0.47μF |
| Main Applications | <ol style="list-style-type: none"> 1. Optical communication related devices such as TOSA/ROSA. 2. Various device related, such as GaAsIC (mounted in IC packages) 3. Measuring instruments, other ultra compact/thin devices |



<Dimensions>

This catalog contains only a portion of the product lineup.
 Please refer to the capacitor search tool on the Murata Web site for details.

GRM

GR3

GRJ

GR4

GJM

GQM

GA2

GA3
GB

GA3
GD

GA3
GF

LLL

LLA

LLM

LLR

NFM

GJ4

ZRA

ZRB

KRM

KR3

GMA

GMD

⚠Caution
/Notice

GMA Series High Dielectric Constant Type **Bonding** Part Number List

0.38×0.38mm

| Rated Voltage | TC Code | Cap. | Tol. | Part Number | | | |
|---------------|---------|---------|--------|---------------------------|---------------------------|---------------------------|---------------------------|
| 10Vdc | X7R | 820pF | ±20% | GMA0D3R71A821MA01# | | | |
| | | 1000pF | ±20% | GMA0D3R71A102MA01# | | | |
| | | 1500pF | ±20% | GMA0D3R71A152MA01# | | | |
| | | 1800pF | ±20% | GMA0D3R71A182MA01# | | | |
| | | 2200pF | ±20% | GMA0D3R71A222MA01# | | | |
| | | 3300pF | ±20% | GMA0D3R71A332MA01# | | | |
| | | 4700pF | ±20% | GMA0D3R71A472MA01# | | | |
| | | 6800pF | ±20% | GMA0D3R71A682MA01# | | | |
| | | 10000pF | ±10% | GMA0D3R71A103KA01# | | | |
| | | | | GMA0D3R71A103MA01# | | | |
| | | R | 820pF | ±20% | GMA0D3R11A821MA01# | | |
| | | | 1000pF | ±20% | GMA0D3R11A102MA01# | | |
| | 1500pF | | ±20% | GMA0D3R11A152MA01# | | | |
| | 1800pF | | ±20% | GMA0D3R11A182MA01# | | | |
| | 2200pF | | ±20% | GMA0D3R11A222MA01# | | | |
| | 3300pF | | ±20% | GMA0D3R11A332MA01# | | | |
| | 4700pF | | ±20% | GMA0D3R11A472MA01# | | | |
| | 6800pF | | ±20% | GMA0D3R11A682MA01# | | | |
| | 10000pF | | ±10% | GMA0D3R11A103KA01# | | | |
| | | | | GMA0D3R11A103MA01# | | | |
| | B | | 820pF | ±20% | GMA0D3B11A821MA01# | | |
| | | | 1000pF | ±20% | GMA0D3B11A102MA01# | | |
| | | 1500pF | ±20% | GMA0D3B11A152MA01# | | | |
| | | 1800pF | ±20% | GMA0D3B11A182MA01# | | | |
| | | 2200pF | ±20% | GMA0D3B11A222MA01# | | | |
| | | 3300pF | ±20% | GMA0D3B11A332MA01# | | | |
| | | 4700pF | ±20% | GMA0D3B11A472MA01# | | | |
| | | 6800pF | ±20% | GMA0D3B11A682MA01# | | | |
| | | 10000pF | ±10% | GMA0D3B11A103KA01# | | | |
| | | | | GMA0D3B11A103MA01# | | | |
| | | 6.3Vdc | X7R | 10000pF | ±10% | GMA0D3R70J103KA01# | |
| | | | | | ±20% | GMA0D3R70J103MA01# | |
| | R | | | 10000pF | ±10% | GMA0D3R10J103KA01# | |
| | | | | | ±20% | GMA0D3R10J103MA01# | |
| | | | | B | 10000pF | ±10% | GMA0D3B10J103KA01# |
| | | | | | | ±20% | GMA0D3B10J103MA01# |

0.5×0.5mm

| Rated Voltage | TC Code | Cap. | Tol. | Part Number | | |
|---------------|---------|--------|------|---------------------------|------|---------------------------|
| 100Vdc | X7R | 100pF | ±20% | GMA05XR72A101MA01# | | |
| | | 150pF | ±20% | GMA05XR72A151MA01# | | |
| | | 160pF | ±20% | GMA05XR72A161MA01# | | |
| | | 220pF | ±20% | GMA05XR72A221MA01# | | |
| | | 330pF | ±20% | GMA05XR72A331MA01# | | |
| | | 430pF | ±20% | GMA05XR72A431MA01# | | |
| | | 470pF | ±20% | GMA05XR72A471MA01# | | |
| | | 680pF | ±20% | GMA05XR72A681MA01# | | |
| | | 1000pF | ±20% | GMA05XR72A102MA01# | | |
| | | 50Vdc | X7R | 100pF | ±20% | GMA05XR71H101MA01# |
| | | | | 150pF | ±20% | GMA05XR71H151MA01# |

| Rated Voltage | TC Code | Cap. | Tol. | Part Number | | | |
|---------------|---------|---------------------------|---------------------------|---------------------------|---------------------------|---------------------------|---------------------------|
| 50Vdc | X7R | 160pF | ±20% | GMA05XR71H161MA01# | | | |
| | | 220pF | ±20% | GMA05XR71H221MA01# | | | |
| | | 330pF | ±20% | GMA05XR71H331MA01# | | | |
| | | 430pF | ±20% | GMA05XR71H431MA01# | | | |
| | | 470pF | ±20% | GMA05XR71H471MA01# | | | |
| | | 680pF | ±20% | GMA05XR71H681MA01# | | | |
| | | 1000pF | ±20% | GMA05XR71H102MA01# | | | |
| | | R | 100pF | ±20% | GMA05XR11H101MA01# | | |
| | | | 150pF | ±20% | GMA05XR11H151MA01# | | |
| | | | 160pF | ±20% | GMA05XR11H161MA01# | | |
| | | | 220pF | ±20% | GMA05XR11H221MA01# | | |
| | | | 330pF | ±20% | GMA05XR11H331MA01# | | |
| | 430pF | | ±20% | GMA05XR11H431MA01# | | | |
| | 470pF | | ±20% | GMA05XR11H471MA01# | | | |
| | 680pF | | ±20% | GMA05XR11H681MA01# | | | |
| | 1000pF | | ±20% | GMA05XR11H102MA01# | | | |
| | B | | 100pF | ±20% | GMA05XB11H101MA01# | | |
| | | | 150pF | ±20% | GMA05XB11H151MA01# | | |
| | | | 160pF | ±20% | GMA05XB11H161MA01# | | |
| | | 220pF | ±20% | GMA05XB11H221MA01# | | | |
| | | 330pF | ±20% | GMA05XB11H331MA01# | | | |
| | | 430pF | ±20% | GMA05XB11H431MA01# | | | |
| | | 470pF | ±20% | GMA05XB11H471MA01# | | | |
| | | 680pF | ±20% | GMA05XB11H681MA01# | | | |
| | | 1000pF | ±20% | GMA05XB11H102MA01# | | | |
| | | 25Vdc | X7R | 1500pF | ±20% | GMA05XR71E152MA11# | |
| | | | | 2200pF | ±20% | GMA05XR71E222MA11# | |
| | | | | 3300pF | ±20% | GMA05XR71E332MA11# | |
| | 4700pF | | | ±20% | GMA05XR71E472MA11# | | |
| | B | | | 1500pF | ±20% | GMA05XB31E152MA11# | |
| | | | | 2200pF | ±20% | GMA05XB31E222MA11# | |
| | | | 3300pF | ±20% | GMA05XB31E332MA11# | | |
| | | | 4700pF | ±20% | GMA05XB31E472MA11# | | |
| | | | 16Vdc | X7R | 430pF | ±20% | GMA05XR71C431MA01# |
| | | | | | 470pF | ±20% | GMA05XR71C471MA01# |
| | 680pF | | | | ±20% | GMA05XR71C681MA01# | |
| 1000pF | ±20% | | | | GMA05XR71C102MA01# | | |
| 1500pF | ±20% | GMA05XR71C152MA01# | | | | | |
| 2200pF | ±20% | GMA05XR71C222MA01# | | | | | |
| 3300pF | ±20% | GMA05XR71C332MA01# | | | | | |
| 4700pF | ±20% | GMA05XR71C472MA01# | | | | | |
| R | 430pF | ±20% | | | GMA05XR11C431MA01# | | |
| | 470pF | ±20% | | | GMA05XR11C471MA01# | | |
| | 680pF | ±20% | | | GMA05XR11C681MA01# | | |
| | 1000pF | ±20% | | | GMA05XR11C102MA01# | | |
| | 1500pF | ±20% | GMA05XR11C152MA01# | | | | |
| | 2200pF | ±20% | GMA05XR11C222MA01# | | | | |
| B | 430pF | ±20% | GMA05XB11C431MA01# | | | | |
| | 470pF | ±20% | GMA05XB11C471MA01# | | | | |
| | 680pF | ±20% | GMA05XB11C681MA01# | | | | |
| | 1000pF | ±20% | GMA05XB11C102MA01# | | | | |
| | 1500pF | ±20% | GMA05XB11C152MA01# | | | | |

Part number # indicates the package specification code.

GRM
 GR3
 GRJ
 GR4
 GJM
 GQM
 GA2
 GA3 GB
 GA3 GD
 GA3 GF
 LLL
 LLA
 LLM
 LLR
 NFM
 GJ4
 ZRA
 ZRB
 KRM
 KR3
 GMA
 GMD
 ⚠Caution /Notice

GMA Series High Dielectric Constant Type Bonding Part Number List

(→ 0.5×0.5mm)

| Rated Voltage | TC Code | Cap. | Tol. | Part Number | |
|---------------|---------|--------------------|--------------------|--------------------|--------------------|
| 16Vdc | B | 2200pF | ±20% | GMA05XB11C222MA01# | |
| | | 3300pF | ±20% | GMA05XB11C332MA01# | |
| | | 4700pF | ±20% | GMA05XB11C472MA01# | |
| 10Vdc | X7R | 6800pF | ±10% | GMA05XR71A682KA01# | |
| | | | ±20% | GMA05XR71A682MA01# | |
| | | 10000pF | ±10% | GMA05XR71A103KA01# | |
| | | | ±20% | GMA05XR71A103MA01# | |
| | | 15000pF | ±10% | GMA05XR71A153KA01# | |
| | | | ±20% | GMA05XR71A153MA01# | |
| | 22000pF | ±10% | GMA05XR71A223KA01# | | |
| | | ±20% | GMA05XR71A223MA01# | | |
| | R | 6800pF | ±10% | GMA05XR11A682KA01# | |
| | | | ±20% | GMA05XR11A682MA01# | |
| | | 10000pF | ±10% | GMA05XR11A103KA01# | |
| | | | ±20% | GMA05XR11A103MA01# | |
| | | 15000pF | ±10% | GMA05XR11A153KA01# | |
| | | | ±20% | GMA05XR11A153MA01# | |
| | 22000pF | ±10% | GMA05XR11A223KA01# | | |
| | | ±20% | GMA05XR11A223MA01# | | |
| | B | 6800pF | ±10% | GMA05XB11A682KA01# | |
| | | | ±20% | GMA05XB11A682MA01# | |
| 10000pF | | ±10% | GMA05XB11A103KA01# | | |
| | | ±20% | GMA05XB11A103MA01# | | |
| 15000pF | | ±10% | GMA05XB11A153KA01# | | |
| | | ±20% | GMA05XB11A153MA01# | | |
| 22000pF | ±10% | GMA05XB11A223KA01# | | | |
| | ±20% | GMA05XB11A223MA01# | | | |
| 6.3Vdc | X7R | 6800pF | ±10% | GMA05XR70J682KA01# | |
| | | | ±20% | GMA05XR70J682MA01# | |
| | | 10000pF | ±10% | GMA05XR70J103KA01# | |
| | | | ±20% | GMA05XR70J103MA01# | |
| | | 15000pF | ±10% | GMA05XR70J153KA01# | |
| | | | ±20% | GMA05XR70J153MA01# | |
| | | 22000pF | ±10% | GMA05XR70J223KA01# | |
| | | | ±20% | GMA05XR70J223MA01# | |
| | | R | 6800pF | ±10% | GMA05XR10J682KA01# |
| | | | | ±20% | GMA05XR10J682MA01# |
| | | | 10000pF | ±10% | GMA05XR10J103KA01# |
| | | | | ±20% | GMA05XR10J103MA01# |
| | 15000pF | | ±10% | GMA05XR10J153KA01# | |
| | | | ±20% | GMA05XR10J153MA01# | |
| | 22000pF | ±10% | GMA05XR10J223KA01# | | |
| | | ±20% | GMA05XR10J223MA01# | | |
| | X6S | 47000pF | ±10% | GMA05XC80J473KE12# | |
| | | | ±20% | GMA05XC80J473ME12# | |
| | | 0.10μF | ±10% | GMA05XC80J104KE12# | |
| | | | ±20% | GMA05XC80J104ME12# | |
| | X5R | 47000pF | ±10% | GMA05XR60J473KE12# | |
| | | | ±20% | GMA05XR60J473ME12# | |
| | | 0.10μF | ±10% | GMA05XR60J104KE12# | |
| | | | ±20% | GMA05XR60J104ME12# | |
| B | 6800pF | ±10% | GMA05XB10J682KA01# | | |
| | | ±20% | GMA05XB10J682MA01# | | |
| | 10000pF | ±10% | GMA05XB10J103KA01# | | |
| | | ±20% | GMA05XB10J103MA01# | | |

| Rated Voltage | TC Code | Cap. | Tol. | Part Number |
|---------------|---------|--------|------|--------------------|
| 6.3Vdc | B | 1000pF | ±20% | GMA05XB10J103MA01# |
| | | 1500pF | ±10% | GMA05XB10J153KA01# |
| | | | ±20% | GMA05XB10J153MA01# |
| | | 2200pF | ±10% | GMA05XB10J223KA01# |
| | | | ±20% | GMA05XB10J223MA01# |
| | | 4700pF | ±10% | GMA05XB30J473KE12# |
| | | | ±20% | GMA05XB30J473ME12# |
| | | 0.10μF | ±10% | GMA05XB30J104KE12# |
| | | | ±20% | GMA05XB30J104ME12# |

0.8×0.8mm

| Rated Voltage | TC Code | Cap. | Tol. | Part Number | | |
|---------------|---------|--------|-------|--------------------|--------------------|--------------------|
| 100Vdc | X7R | 330pF | ±20% | GMA085R72A331MA01# | | |
| | | 470pF | ±20% | GMA085R72A471MA01# | | |
| | | 680pF | ±20% | GMA085R72A681MA01# | | |
| | | 1000pF | ±20% | GMA085R72A102MA01# | | |
| | | 1500pF | ±20% | GMA085R72A152MA01# | | |
| | | 2200pF | ±20% | GMA085R72A222MA01# | | |
| | | 3300pF | ±20% | GMA085R72A332MA01# | | |
| | | 4700pF | ±20% | GMA085R72A472MA01# | | |
| | | 6800pF | ±20% | GMA085R72A682MA01# | | |
| | | 50Vdc | X7R | 330pF | ±20% | GMA085R71H331MA01# |
| | | | | 470pF | ±20% | GMA085R71H471MA01# |
| | | | | 680pF | ±20% | GMA085R71H681MA01# |
| | 1000pF | | | ±20% | GMA085R71H102MA01# | |
| | 1500pF | | | ±20% | GMA085R71H152MA01# | |
| | 2200pF | | | ±20% | GMA085R71H222MA01# | |
| | 25Vdc | X7R | 330pF | ±20% | GMA085R71H332MA01# | |
| | | | 470pF | ±20% | GMA085R71H472MA01# | |
| | | | 680pF | ±20% | GMA085R71H682MA01# | |
| 1000pF | | | ±20% | GMA085R71H102MA01# | | |
| 1500pF | | | ±20% | GMA085R71H152MA01# | | |
| 2200pF | | | ±20% | GMA085R71H222MA01# | | |
| 3300pF | | | ±20% | GMA085R71H332MA01# | | |
| 4700pF | | | ±20% | GMA085R71H472MA01# | | |
| 6800pF | | | ±20% | GMA085R71H682MA01# | | |
| R | | | R | 330pF | ±20% | GMA085R11H331MA01# |
| | | | | 470pF | ±20% | GMA085R11H471MA01# |
| | | | | 680pF | ±20% | GMA085R11H681MA01# |
| | | 1000pF | | ±20% | GMA085R11H102MA01# | |
| | | 1500pF | | ±20% | GMA085R11H152MA01# | |
| | | 2200pF | | ±20% | GMA085R11H222MA01# | |
| B | | B | 330pF | ±20% | GMA085R11H332MA01# | |
| | | | 470pF | ±20% | GMA085R11H472MA01# | |
| | | | 680pF | ±20% | GMA085R11H682MA01# | |
| | 1000pF | | ±20% | GMA085R11H102MA01# | | |
| | 1500pF | | ±20% | GMA085R11H152MA01# | | |
| | 2200pF | | ±20% | GMA085R11H222MA01# | | |
| X7R | X7R | 1000pF | ±20% | GMA085R71E103MA11# | | |
| | | 1500pF | ±20% | GMA085R71E153MA11# | | |
| | | 2200pF | ±20% | GMA085R71E223MA11# | | |
| | | B | B | 1000pF | ±20% | GMA085B31E103MA11# |

Part number # indicates the package specification code.

GMA Series High Dielectric Constant Type Bonding Part Number List

(→ 0.8×0.8mm)

| Rated Voltage | TC Code | Cap. | Tol. | Part Number | Rated Voltage | TC Code | Cap. | Tol. | Part Number | | | |
|---------------|--------------------|--------------------|---------|--------------------|--------------------|--------------------|--------------------|--------------------|--------------------|--------------------|--------------------|--------------------|
| 25Vdc | B | 15000pF | ±20% | GMA085B31E153MA11# | 6.3Vdc | X7R | 3300pF | ±20% | GMA085R70J333MA01# | | | |
| | | 22000pF | ±20% | GMA085B31E223MA11# | | | 4700pF | ±10% | GMA085R70J473KA01# | | | |
| 16Vdc | X7R | 1000pF | ±20% | GMA085R71C102MA01# | | | | | | ±20% | GMA085R70J473MA01# | |
| | | 1500pF | ±20% | GMA085R71C152MA01# | | | 68000pF | ±10% | GMA085R70J683KA01# | | | |
| | | 2200pF | ±20% | GMA085R71C222MA01# | | | | | ±20% | GMA085R70J683MA01# | | |
| | | 3300pF | ±20% | GMA085R71C332MA01# | | | 0.10μF | ±10% | GMA085R70J104KA01# | | | |
| | | 4700pF | ±20% | GMA085R71C472MA01# | | | | ±20% | GMA085R70J104MA01# | | | |
| | | 6800pF | ±20% | GMA085R71C682MA01# | | | R | 33000pF | ±10% | GMA085R10J333KA01# | | |
| | | 10000pF | ±20% | GMA085R71C103MA01# | | | | | ±20% | GMA085R10J333MA01# | | |
| | | 15000pF | ±20% | GMA085R71C153MA01# | | | | 47000pF | ±10% | GMA085R10J473KA01# | | |
| | | 22000pF | ±20% | GMA085R71C223MA01# | | | | | ±20% | GMA085R10J473MA01# | | |
| | | R | R | 1000pF | | | | ±20% | GMA085R11C102MA01# | 68000pF | ±10% | GMA085R10J683KA01# |
| 1500pF | ±20% | | | GMA085R11C152MA01# | | | | | ±20% | GMA085R10J683MA01# | | |
| 2200pF | ±20% | | | GMA085R11C222MA01# | | | 0.10μF | ±10% | GMA085R10J104KA01# | | | |
| 3300pF | ±20% | | | GMA085R11C332MA01# | ±20% | GMA085R10J104MA01# | | | | | | |
| 4700pF | ±20% | | | GMA085R11C472MA01# | X6S | 0.47μF | ±10% | GMA085C80J474KE12# | | | | |
| 6800pF | ±20% | | | GMA085R11C682MA01# | | | ±20% | GMA085C80J474ME12# | | | | |
| 10000pF | ±20% | | | GMA085R11C103MA01# | X5R | 0.47μF | ±10% | GMA085R60J474KE12# | | | | |
| 15000pF | ±20% | | | GMA085R11C153MA01# | | | ±20% | GMA085R60J474ME12# | | | | |
| 22000pF | ±20% | | | GMA085R11C223MA01# | B | 33000pF | ±10% | GMA085B10J333KA01# | | | | |
| B | B | | | 1000pF | | ±20% | GMA085B11C102MA01# | | ±20% | GMA085B10J333MA01# | | |
| | | 1500pF | ±20% | GMA085B11C152MA01# | | 47000pF | ±10% | GMA085B10J473KA01# | | | | |
| | | 2200pF | ±20% | GMA085B11C222MA01# | | | ±20% | GMA085B10J473MA01# | | | | |
| | | 3300pF | ±20% | GMA085B11C332MA01# | | 68000pF | ±10% | GMA085B10J683KA01# | | | | |
| | | 4700pF | ±20% | GMA085B11C472MA01# | | | ±20% | GMA085B10J683MA01# | | | | |
| | | 6800pF | ±20% | GMA085B11C682MA01# | | 0.10μF | ±10% | GMA085B10J104KA01# | | | | |
| | | 10000pF | ±20% | GMA085B11C103MA01# | | | ±20% | GMA085B10J104MA01# | | | | |
| | | 15000pF | ±20% | GMA085B11C153MA01# | | 0.47μF | ±10% | GMA085B30J474KE12# | | | | |
| | | 22000pF | ±20% | GMA085B11C223MA01# | | | ±20% | GMA085B30J474ME12# | | | | |
| | | 10Vdc | X7R | 33000pF | ±10% | GMA085R71A333KA01# | | | | | | |
| ±20% | GMA085R71A333MA01# | | | | | | | | | | | |
| 47000pF | ±10% | | | GMA085R71A473KA01# | | | | | | | | |
| | ±20% | | | GMA085R71A473MA01# | | | | | | | | |
| 68000pF | ±10% | | | GMA085R71A683KA01# | | | | | | | | |
| | ±20% | | | GMA085R71A683MA01# | | | | | | | | |
| 0.10μF | ±10% | | | GMA085R71A104KA01# | | | | | | | | |
| | ±20% | | | GMA085R71A104MA01# | | | | | | | | |
| R | R | | | 33000pF | ±10% | GMA085R11A333KA01# | | | | | | |
| | | | | | ±20% | GMA085R11A333MA01# | | | | | | |
| | | | 47000pF | ±10% | GMA085R11A473KA01# | | | | | | | |
| | | | | ±20% | GMA085R11A473MA01# | | | | | | | |
| | | | 68000pF | ±10% | GMA085R11A683KA01# | | | | | | | |
| | | | | ±20% | GMA085R11A683MA01# | | | | | | | |
| | | | 0.10μF | ±10% | GMA085R11A104KA01# | | | | | | | |
| | | | | ±20% | GMA085R11A104MA01# | | | | | | | |
| | | | B | B | 33000pF | ±10% | | | | | | GMA085B11A333KA01# |
| | | | | | | ±20% | | | | | | GMA085B11A333MA01# |
| 47000pF | ±10% | | | | GMA085B11A473KA01# | | | | | | | |
| | ±20% | | | | GMA085B11A473MA01# | | | | | | | |
| 68000pF | ±10% | GMA085B11A683KA01# | | | | | | | | | | |
| | ±20% | GMA085B11A683MA01# | | | | | | | | | | |
| 0.10μF | ±10% | GMA085B11A104KA01# | | | | | | | | | | |
| | ±20% | GMA085B11A104MA01# | | | | | | | | | | |
| 6.3Vdc | X7R | 33000pF | | | ±10% | GMA085R70J333KA01# | | | | | | |

- GRM
- GR3
- GRJ
- GR4
- GJM
- GQM
- GA2
- GA3 GB
- GA3 GD
- GA3 GF
- LLL
- LLA
- LLM
- LLR
- NFM
- GJ4
- ZRA
- ZRB
- KRM
- KR3
- GMA
- GMD
- ⚠Caution /Notice

Part number # indicates the package specification code.

Wire Bonding/AuSn Soldering Mount Chip Multilayer Ceramic Capacitors for General Purpose

GMD Series

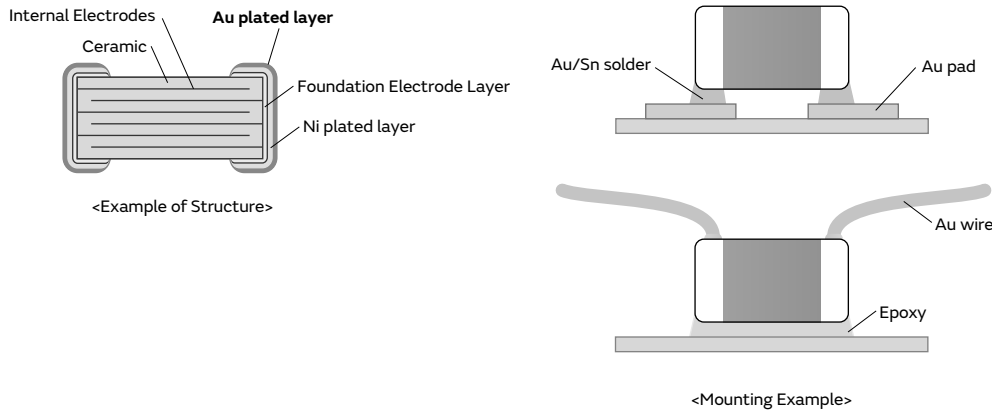


These capacitors have gold-plated electrodes and are designed specifically for wire bonding and use of gold-tin (AuSn) solder.

Features

① Designed specifically for wire bonding and use of gold-tin (AuSn) solder.

The gold-plated external electrodes make these devices suitable for wire bonding or use of gold tin (AuSn) solder.



*This product is suitable only for wire bonding or use of gold-tin (AuSn) solder. Other mounting methods should not be used.

② Ideal for mounting in packages, such as optical communication related devices, IC and etc.

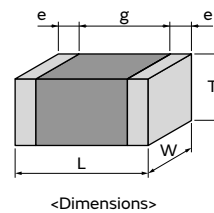
Noise can be reduced by eliminating the routing of the wire, and high efficiency can be achieved with a built-in capacitor in the package, such as TO-CAN, IC and etc. by wire bonding mounting.

③ Contributes to the miniaturization of the set.

Murata offers a lineup of small size products, such as the 0603 (0201) and 1005 (0402) in mm (inch).

Specifications

| | |
|-------------------|-----------------------------------------------------------------|
| Size (mm) | 0.6×0.3mm to 1.0×0.5mm |
| Rated Voltage | 6.3Vdc to 50Vdc |
| Capacitance | 100pF to 1.0μF |
| Main Applications | Various device related, such as GaAsIC (mounted in IC packages) |



This catalog contains only a portion of the product lineup. Please refer to the capacitor search tool on the Murata Web site for details.

- GRM
- GR3
- GRJ
- GR4
- GJM
- GQM
- GA2
- GA3 GB
- GA3 GD
- GA3 GF
- LLL
- LLA
- LLM
- LLR
- NFM
- GJ4
- ZRA
- ZRB
- KRM
- KR3
- GMA
- GMD
- △Caution /Notice

GMD Series High Dielectric Constant Type Bonding Part Number List

0.6×0.3mm

| Rated Voltage | TC Code | Cap. | Tol. | Part Number | |
|---------------|---------|--------------------|--------------------|--------------------|--|
| 25Vdc | X7R | 100pF | ±10% | GMD033R71E101KA01# | |
| | | | ±20% | GMD033R71E101MA01# | |
| | | 120pF | ±10% | GMD033R71E121KA01# | |
| | | | ±20% | GMD033R71E121MA01# | |
| | | 150pF | ±10% | GMD033R71E151KA01# | |
| | | | ±20% | GMD033R71E151MA01# | |
| | | 180pF | ±10% | GMD033R71E181KA01# | |
| | | | ±20% | GMD033R71E181MA01# | |
| | | 220pF | ±10% | GMD033R71E221KA01# | |
| | | | ±20% | GMD033R71E221MA01# | |
| | | 270pF | ±10% | GMD033R71E271KA01# | |
| | | | ±20% | GMD033R71E271MA01# | |
| | | 330pF | ±10% | GMD033R71E331KA01# | |
| | | | ±20% | GMD033R71E331MA01# | |
| | | 390pF | ±10% | GMD033R71E391KA01# | |
| | | | ±20% | GMD033R71E391MA01# | |
| | | 470pF | ±10% | GMD033R71E471KA01# | |
| | | | ±20% | GMD033R71E471MA01# | |
| | | 560pF | ±10% | GMD033R71E561KA01# | |
| | | | ±20% | GMD033R71E561MA01# | |
| | 680pF | ±10% | GMD033R71E681KA01# | | |
| | | ±20% | GMD033R71E681MA01# | | |
| | 820pF | ±10% | GMD033R71E821KA01# | | |
| | | ±20% | GMD033R71E821MA01# | | |
| | 1000pF | ±10% | GMD033R71E102KA01# | | |
| | | ±20% | GMD033R71E102MA01# | | |
| | 1200pF | ±10% | GMD033R71E122KA01# | | |
| | | ±20% | GMD033R71E122MA01# | | |
| | 1500pF | ±10% | GMD033R71E152KA01# | | |
| | | ±20% | GMD033R71E152MA01# | | |
| | R | 100pF | ±10% | GMD033R11E101KA01# | |
| | | | ±20% | GMD033R11E101MA01# | |
| | | 120pF | ±10% | GMD033R11E121KA01# | |
| | | | ±20% | GMD033R11E121MA01# | |
| | | 150pF | ±10% | GMD033R11E151KA01# | |
| | | | ±20% | GMD033R11E151MA01# | |
| | | 180pF | ±10% | GMD033R11E181KA01# | |
| | | | ±20% | GMD033R11E181MA01# | |
| | | 220pF | ±10% | GMD033R11E221KA01# | |
| | | | ±20% | GMD033R11E221MA01# | |
| 270pF | | ±10% | GMD033R11E271KA01# | | |
| | | ±20% | GMD033R11E271MA01# | | |
| 330pF | | ±10% | GMD033R11E331KA01# | | |
| | | ±20% | GMD033R11E331MA01# | | |
| 390pF | | ±10% | GMD033R11E391KA01# | | |
| | | ±20% | GMD033R11E391MA01# | | |
| 470pF | | ±10% | GMD033R11E471KA01# | | |
| | | ±20% | GMD033R11E471MA01# | | |
| 560pF | | ±10% | GMD033R11E561KA01# | | |
| | | ±20% | GMD033R11E561MA01# | | |
| 680pF | ±10% | GMD033R11E681KA01# | | | |
| | ±20% | GMD033R11E681MA01# | | | |

| Rated Voltage | TC Code | Cap. | Tol. | Part Number | | |
|---------------|---------|--------|--------------------|--------------------|--------------------|--|
| 25Vdc | R | 820pF | ±10% | GMD033R11E821KA01# | | |
| | | | ±20% | GMD033R11E821MA01# | | |
| | | 1000pF | ±10% | GMD033R11E102KA01# | | |
| | | | ±20% | GMD033R11E102MA01# | | |
| | | 1200pF | ±10% | GMD033R11E122KA01# | | |
| | | | ±20% | GMD033R11E122MA01# | | |
| | | 1500pF | ±10% | GMD033R11E152KA01# | | |
| | | | ±20% | GMD033R11E152MA01# | | |
| | | B | 100pF | ±10% | GMD033B11E101KA01# | |
| | | | | ±20% | GMD033B11E101MA01# | |
| | | | 120pF | ±10% | GMD033B11E121KA01# | |
| | | | | ±20% | GMD033B11E121MA01# | |
| | | | 150pF | ±10% | GMD033B11E151KA01# | |
| | | | | ±20% | GMD033B11E151MA01# | |
| | | | 180pF | ±10% | GMD033B11E181KA01# | |
| | | | | ±20% | GMD033B11E181MA01# | |
| | | | 220pF | ±10% | GMD033B11E221KA01# | |
| | | | | ±20% | GMD033B11E221MA01# | |
| | | | 270pF | ±10% | GMD033B11E271KA01# | |
| | | | | ±20% | GMD033B11E271MA01# | |
| | 330pF | | ±10% | GMD033B11E331KA01# | | |
| | | | ±20% | GMD033B11E331MA01# | | |
| | 390pF | | ±10% | GMD033B11E391KA01# | | |
| | | | ±20% | GMD033B11E391MA01# | | |
| | 470pF | | ±10% | GMD033B11E471KA01# | | |
| | | | ±20% | GMD033B11E471MA01# | | |
| | 560pF | | ±10% | GMD033B11E561KA01# | | |
| | | | ±20% | GMD033B11E561MA01# | | |
| | 680pF | ±10% | GMD033B11E681KA01# | | | |
| | | ±20% | GMD033B11E681MA01# | | | |
| | 820pF | ±10% | GMD033B11E821KA01# | | | |
| | | ±20% | GMD033B11E821MA01# | | | |
| | 1000pF | ±10% | GMD033B11E102KA01# | | | |
| | | ±20% | GMD033B11E102MA01# | | | |
| | 1200pF | ±10% | GMD033B11E122KA01# | | | |
| | | ±20% | GMD033B11E122MA01# | | | |
| | 1500pF | ±10% | GMD033B11E152KA01# | | | |
| | | ±20% | GMD033B11E152MA01# | | | |
| | 16Vdc | X7R | 1800pF | ±10% | GMD033R71C182KA11# | |
| | | | | ±20% | GMD033R71C182MA11# | |
| 2200pF | | | ±10% | GMD033R71C222KA11# | | |
| | | | ±20% | GMD033R71C222MA11# | | |
| 2700pF | | | ±10% | GMD033R71C272KA11# | | |
| | | | ±20% | GMD033R71C272MA11# | | |
| 3300pF | | | ±10% | GMD033R71C332KA11# | | |
| | | | ±20% | GMD033R71C332MA11# | | |
| R | | | 1800pF | ±10% | GMD033R11C182KA11# | |
| | | | | ±20% | GMD033R11C182MA11# | |
| | | 2200pF | ±10% | GMD033R11C222KA11# | | |
| | | | ±20% | GMD033R11C222MA11# | | |
| | | 2700pF | ±10% | GMD033R11C272KA11# | | |
| | | | ±20% | GMD033R11C272MA11# | | |
| | | 3300pF | ±10% | GMD033R11C332KA11# | | |
| | | | ±20% | GMD033R11C332MA11# | | |

- GRM
- GR3
- GRJ
- GR4
- GJM
- GQM
- GA2
- GA3 GB
- GA3 GD
- GA3 GF
- LLL
- LLA
- LLM
- LLR
- NFM
- GJ4
- ZRA
- ZRB
- KRM
- KR3
- GMA
- GMD
- ⚠Caution /Notice

Part number # indicates the package specification code.

GMD Series High Dielectric Constant Type Bonding Part Number List

(→ 0.6×0.3mm)

| Rated Voltage | TC Code | Cap. | Tol. | Part Number | |
|---------------|---------|---------|--------------------|--------------------|--------------------|
| 16Vdc | B | 1800pF | ±10% | GMD033B31C182KA11# | |
| | | | ±20% | GMD033B31C182MA11# | |
| | | 2200pF | ±10% | GMD033B31C222KA11# | |
| | | | ±20% | GMD033B31C222MA11# | |
| | | 2700pF | ±10% | GMD033B31C272KA11# | |
| | | | ±20% | GMD033B31C272MA11# | |
| | 3300pF | ±10% | GMD033B31C332KA11# | | |
| | | ±20% | GMD033B31C332MA11# | | |
| | 10Vdc | X7R | 3900pF | ±10% | GMD033R71A392KA01# |
| | | | | ±20% | GMD033R71A392MA01# |
| | | | 4700pF | ±10% | GMD033R71A472KA01# |
| | | | | ±20% | GMD033R71A472MA01# |
| 5600pF | | | ±10% | GMD033R71A562KA01# | |
| | | | ±20% | GMD033R71A562MA01# | |
| 6800pF | | | ±10% | GMD033R71A682KA01# | |
| | | | ±20% | GMD033R71A682MA01# | |
| 8200pF | | | ±10% | GMD033R71A822KA01# | |
| | | | ±20% | GMD033R71A822MA01# | |
| 10000pF | | | ±10% | GMD033R71A103KA01# | |
| | | | ±20% | GMD033R71A103MA01# | |
| R | | 3900pF | ±10% | GMD033R11A392KA01# | |
| | | | ±20% | GMD033R11A392MA01# | |
| | | 4700pF | ±10% | GMD033R11A472KA01# | |
| | | | ±20% | GMD033R11A472MA01# | |
| | | 5600pF | ±10% | GMD033R11A562KA01# | |
| | | | ±20% | GMD033R11A562MA01# | |
| | | 6800pF | ±10% | GMD033R11A682KA01# | |
| | | | ±20% | GMD033R11A682MA01# | |
| | | 8200pF | ±10% | GMD033R11A822KA01# | |
| | | | ±20% | GMD033R11A822MA01# | |
| | | 10000pF | ±10% | GMD033R11A103KA01# | |
| | | | ±20% | GMD033R11A103MA01# | |
| X5R | 3900pF | ±10% | GMD033R61A392KA01# | | |
| | | ±20% | GMD033R61A392MA01# | | |
| | 4700pF | ±10% | GMD033R61A472KA01# | | |
| | | ±20% | GMD033R61A472MA01# | | |
| | 5600pF | ±10% | GMD033R61A562KA01# | | |
| | | ±20% | GMD033R61A562MA01# | | |
| | 6800pF | ±10% | GMD033R61A682KA01# | | |
| | | ±20% | GMD033R61A682MA01# | | |
| | 8200pF | ±10% | GMD033R61A822KA01# | | |
| | | ±20% | GMD033R61A822MA01# | | |
| | 10000pF | ±10% | GMD033R61A103KA01# | | |
| | | ±20% | GMD033R61A103MA01# | | |
| B | 3900pF | ±10% | GMD033B11A392KA01# | | |
| | | ±20% | GMD033B11A392MA01# | | |
| | 4700pF | ±10% | GMD033B11A472KA01# | | |
| | | ±20% | GMD033B11A472MA01# | | |
| | 5600pF | ±10% | GMD033B11A562KA01# | | |
| | | ±20% | GMD033B11A562MA01# | | |
| | 6800pF | ±10% | GMD033B11A682KA01# | | |
| | | ±20% | GMD033B11A682MA01# | | |
| | 8200pF | ±10% | GMD033B11A822KA01# | | |
| | | ±20% | GMD033B11A822MA01# | | |

| Rated Voltage | TC Code | Cap. | Tol. | Part Number |
|---------------|---------|--------------------|--------------------|--------------------|
| 10Vdc | B | 1000pF | ±10% | GMD033B11A103KA01# |
| | | | ±20% | GMD033B11A103MA01# |
| 6.3Vdc | X5R | 5600pF | ±10% | GMD033R60J563KE11# |
| | | | ±20% | GMD033R60J563ME11# |
| | | 6800pF | ±10% | GMD033R60J683KE11# |
| | | | ±20% | GMD033R60J683ME11# |
| | | 8200pF | ±10% | GMD033R60J823KE11# |
| | | | ±20% | GMD033R60J823ME11# |
| | 0.10μF | ±10% | GMD033R60J104KE11# | |
| | | ±20% | GMD033R60J104ME11# | |
| | B | 5600pF | ±10% | GMD033B30J563KE11# |
| | | | ±20% | GMD033B30J563ME11# |
| | | 6800pF | ±10% | GMD033B30J683KE11# |
| | | | ±20% | GMD033B30J683ME11# |
| 8200pF | | ±10% | GMD033B30J823KE11# | |
| | | ±20% | GMD033B30J823ME11# | |
| 0.10μF | ±10% | GMD033B30J104KE11# | | |
| | ±20% | GMD033B30J104ME11# | | |

1.0×0.5mm

| Rated Voltage | TC Code | Cap. | Tol. | Part Number |
|---------------|---------|--------|--------------------|--------------------|
| 50Vdc | X7R | 220pF | ±10% | GMD155R71H221KA01# |
| | | | ±20% | GMD155R71H221MA01# |
| | | 270pF | ±10% | GMD155R71H271KA01# |
| | | | ±20% | GMD155R71H271MA01# |
| | | 330pF | ±10% | GMD155R71H331KA01# |
| | | | ±20% | GMD155R71H331MA01# |
| | | 390pF | ±10% | GMD155R71H391KA01# |
| | | | ±20% | GMD155R71H391MA01# |
| | | 470pF | ±10% | GMD155R71H471KA01# |
| | | | ±20% | GMD155R71H471MA01# |
| | | 560pF | ±10% | GMD155R71H561KA01# |
| | | | ±20% | GMD155R71H561MA01# |
| | | 680pF | ±10% | GMD155R71H681KA01# |
| | | | ±20% | GMD155R71H681MA01# |
| | | 820pF | ±10% | GMD155R71H821KA01# |
| | | | ±20% | GMD155R71H821MA01# |
| | | 1000pF | ±10% | GMD155R71H102KA01# |
| | | | ±20% | GMD155R71H102MA01# |
| | | 1200pF | ±10% | GMD155R71H122KA01# |
| | | | ±20% | GMD155R71H122MA01# |
| | | 1500pF | ±10% | GMD155R71H152KA01# |
| | | | ±20% | GMD155R71H152MA01# |
| | | 1800pF | ±10% | GMD155R71H182KA01# |
| | | | ±20% | GMD155R71H182MA01# |
| | | 2200pF | ±10% | GMD155R71H222KA01# |
| | | | ±20% | GMD155R71H222MA01# |
| | | 2700pF | ±10% | GMD155R71H272KA01# |
| | | | ±20% | GMD155R71H272MA01# |
| | | 3300pF | ±10% | GMD155R71H332KA01# |
| | | | ±20% | GMD155R71H332MA01# |
| | 3900pF | ±10% | GMD155R71H392KA01# | |
| | | ±20% | GMD155R71H392MA01# | |
| | 4700pF | ±10% | GMD155R71H472KA01# | |
| | | ±20% | GMD155R71H472MA01# | |
| | R | 220pF | ±10% | GMD155R11H221KA01# |
| | | | ±20% | GMD155R11H221MA01# |
| 270pF | | ±10% | GMD155R11H271KA01# | |
| | | ±20% | GMD155R11H271MA01# | |
| 330pF | | ±10% | GMD155R11H331KA01# | |
| | | ±20% | GMD155R11H331MA01# | |

Part number # indicates the package specification code.

GRM
 GR3
 GRJ
 GR4
 GJM
 GQM
 GA2
 GA3 GB
 GA3 GD
 GA3 GF
 LLL
 LLA
 LLM
 LLR
 NFM
 GJ4
 ZRA
 ZRB
 KRM
 KR3
 GMA
 GMD
 ⚠Caution /Notice

GMD Series High Dielectric Constant Type Bonding Part Number List

(→ 1.0×0.5mm)

| Rated Voltage | TC Code | Cap. | Tol. | Part Number | Rated Voltage | TC Code | Cap. | Tol. | Part Number |
|---------------|---------|--------------------|--------------------|--------------------|---------------|--------------------|--------------------|---------|--------------------|
| 50Vdc | R | 390pF | ±10% | GMD155R11H391KA01# | 25Vdc | X7R | 1500pF | ±10% | GMD155R71E153KA01# |
| | | | ±20% | GMD155R11H471MA01# | | | | ±20% | GMD155R71E153MA01# |
| | | 470pF | ±10% | GMD155R11H471KA01# | | | 1800pF | ±10% | GMD155R71E183KA01# |
| | | | ±20% | GMD155R11H471MA01# | | | | 2200pF | ±10% |
| | | 560pF | ±10% | GMD155R11H561KA01# | | | 2700pF | | ±10% |
| | | | ±20% | GMD155R11H681MA01# | | | | 3300pF | ±10% |
| | | 680pF | ±10% | GMD155R11H681KA01# | | | 3900pF | | ±10% |
| | | | ±20% | GMD155R11H681MA01# | | | | 4700pF | ±10% |
| | | 820pF | ±10% | GMD155R11H821KA01# | | | 5600pF | | ±10% |
| | | | ±20% | GMD155R11H821MA01# | | | | 6800pF | ±10% |
| | | 1000pF | ±10% | GMD155R11H102KA01# | | | 8200pF | | ±10% |
| | | | ±20% | GMD155R11H102MA01# | | | | 10000pF | ±10% |
| | | 1200pF | ±10% | GMD155R11H122KA01# | | | 12000pF | | ±10% |
| | | | ±20% | GMD155R11H122MA01# | | | | 15000pF | ±10% |
| | | 1500pF | ±10% | GMD155R11H152KA01# | | | 18000pF | | ±10% |
| | | | ±20% | GMD155R11H152MA01# | | | | 22000pF | ±10% |
| | | 1800pF | ±10% | GMD155R11H182KA01# | | | 27000pF | | ±10% |
| | | | ±20% | GMD155R11H182MA01# | | | | 33000pF | ±10% |
| | | 2200pF | ±10% | GMD155R11H222KA01# | | | 39000pF | | ±10% |
| | | | ±20% | GMD155R11H222MA01# | | | | 47000pF | ±10% |
| | 2700pF | ±10% | GMD155R11H272KA01# | 5600pF | ±10% | GMD155B11E562KA01# | | | |
| | | ±20% | GMD155R11H272MA01# | | 6800pF | ±10% | GMD155B11E682KA01# | | |
| | 3300pF | ±10% | GMD155R11H332KA01# | 8200pF | | ±10% | GMD155B11E822KA01# | | |
| | | ±20% | GMD155R11H332MA01# | | 10000pF | ±10% | GMD155B11E103KA01# | | |
| | 3900pF | ±10% | GMD155R11H392KA01# | 12000pF | | ±10% | GMD155B11E123KA01# | | |
| | | ±20% | GMD155R11H392MA01# | | 15000pF | ±10% | GMD155B11E153KA01# | | |
| | 4700pF | ±10% | GMD155R11H472KA01# | 18000pF | | ±10% | GMD155B11E183KA01# | | |
| | | ±20% | GMD155R11H472MA01# | | 22000pF | ±10% | GMD155B11E223KA01# | | |
| | 220pF | ±10% | GMD155B11H221KA01# | 27000pF | | ±10% | GMD155B11E273KA11# | | |
| | | ±20% | GMD155B11H221MA01# | | 33000pF | ±10% | GMD155R11E333KA11# | | |
| | 270pF | ±10% | GMD155B11H271KA01# | 39000pF | | ±10% | GMD155R11E393KA11# | | |
| | | ±20% | GMD155B11H271MA01# | | 47000pF | ±10% | GMD155R11E473KA11# | | |
| | 330pF | ±10% | GMD155B11H331KA01# | 5600pF | | ±10% | GMD155B11E562KA01# | | |
| | | ±20% | GMD155B11H331MA01# | | 6800pF | ±10% | GMD155B11E682KA01# | | |
| | 390pF | ±10% | GMD155B11H391KA01# | 8200pF | | ±10% | GMD155B11E822KA01# | | |
| | | ±20% | GMD155B11H391MA01# | | 10000pF | ±10% | GMD155B11E103KA01# | | |
| | 470pF | ±10% | GMD155B11H471KA01# | 12000pF | | ±10% | GMD155B11E123KA01# | | |
| | | ±20% | GMD155B11H471MA01# | | 15000pF | ±10% | GMD155B11E153KA01# | | |
| | 560pF | ±10% | GMD155B11H561KA01# | 18000pF | | ±10% | GMD155B11E183KA01# | | |
| | | ±20% | GMD155B11H561MA01# | | 22000pF | ±10% | GMD155B11E223KA01# | | |
| 680pF | ±10% | GMD155B11H681KA01# | 27000pF | ±10% | | GMD155B11E273KA11# | | | |
| | ±20% | GMD155B11H681MA01# | | 33000pF | ±10% | GMD155B31E333KA11# | | | |
| 820pF | ±10% | GMD155B11H821KA01# | 39000pF | | ±10% | GMD155B31E393KA11# | | | |
| | ±20% | GMD155B11H821MA01# | | 47000pF | ±10% | GMD155B31E473KA11# | | | |
| 1000pF | ±10% | GMD155B11H102KA01# | 56000pF | | ±10% | GMD155R71C563KA11# | | | |
| | ±20% | GMD155B11H102MA01# | | 68000pF | ±10% | GMD155R71C683KA11# | | | |
| 1200pF | ±10% | GMD155B11H122KA01# | 82000pF | | ±10% | GMD155R71C823KA11# | | | |
| | ±20% | GMD155B11H122MA01# | | 0.10μF | ±10% | GMD155R71C104KA11# | | | |
| 1500pF | ±10% | GMD155B11H152KA01# | 12000pF | | ±10% | GMD155R71C104MA11# | | | |
| | ±20% | GMD155B11H152MA01# | | 15000pF | ±20% | GMD155R11C563KA11# | | | |
| 1800pF | ±10% | GMD155B11H182KA01# | 18000pF | | ±10% | GMD155R71C563KA11# | | | |
| | ±20% | GMD155B11H182MA01# | | 22000pF | ±10% | GMD155R71C683KA11# | | | |
| 2200pF | ±10% | GMD155B11H222KA01# | 27000pF | | ±10% | GMD155R71C683MA11# | | | |
| | ±20% | GMD155B11H222MA01# | | 33000pF | ±10% | GMD155R71C823KA11# | | | |
| 2700pF | ±10% | GMD155B11H272KA01# | 39000pF | | ±10% | GMD155R71C104KA11# | | | |
| | ±20% | GMD155B11H272MA01# | | 47000pF | ±10% | GMD155R71C104MA11# | | | |
| 3300pF | ±10% | GMD155B11H332KA01# | 56000pF | | ±10% | GMD155R11C563KA11# | | | |
| | ±20% | GMD155B11H332MA01# | | | | | | | |
| 3900pF | ±10% | GMD155B11H392KA01# | | | | | | | |
| | ±20% | GMD155B11H392MA01# | | | | | | | |
| 4700pF | ±10% | GMD155B11H472KA01# | | | | | | | |
| | ±20% | GMD155B11H472MA01# | | | | | | | |
| 25Vdc | X7R | 5600pF | ±10% | GMD155R71E562KA01# | 16Vdc | X7R | 5600pF | ±10% | GMD155R71C563KA11# |
| | | | ±20% | GMD155R71E682MA01# | | | | 68000pF | ±10% |
| | | 8200pF | ±10% | GMD155R71E822KA01# | | | 82000pF | | ±10% |
| | | | ±20% | GMD155R71E103MA01# | | | | 0.10μF | ±10% |
| | | 10000pF | ±10% | GMD155R71E103KA01# | | | 12000pF | | ±10% |
| | | | ±20% | GMD155R71E103MA01# | | | | | |
| 12000pF | ±10% | GMD155R71E123KA01# | | | | | | | |
| | ±20% | GMD155R71E123MA01# | | | | | | | |

Part number # indicates the package specification code.

GRM
 GR3
 GRJ
 GR4
 GJM
 GQM
 GA2
 GA3 GB
 GA3 GD
 GA3 GF
 LLL
 LLA
 LLM
 LLR
 NFM
 GJ4
 ZRA
 ZRB
 KRM
 KR3
 GMA
 GMD
 ⚠Caution /Notice

GMD Series High Dielectric Constant Type Part Number List

(→ 1.0×0.5mm)

| Rated Voltage | TC Code | Cap. | Tol. | Part Number | | |
|---------------|---------|--------------------|--------------------|--------------------|--------------------|--------------------|
| 16Vdc | R | 68000pF | ±10% | GMD155R11C683KA11# | | |
| | | | ±20% | GMD155R11C683MA11# | | |
| | | 82000pF | ±10% | GMD155R11C823KA11# | | |
| | | | 0.10μF | ±10% | GMD155R11C104KA11# | |
| | | ±20% | | GMD155R11C104MA11# | | |
| | | X5R | 56000pF | ±10% | GMD155R61C563KA11# | |
| | | | | 68000pF | ±10% | GMD155R61C683KA11# |
| | | | ±20% | | GMD155R61C683MA11# | |
| | 82000pF | | ±10% | GMD155R61C823KA11# | | |
| | | | 0.10μF | ±10% | GMD155R61C104KA11# | |
| | ±20% | | | GMD155R61C104MA11# | | |
| | B | | 56000pF | ±10% | GMD155B31C563KA11# | |
| | | | | 68000pF | ±10% | GMD155B31C683KA11# |
| | | ±20% | GMD155B31C683MA11# | | | |
| | | 82000pF | ±10% | GMD155B31C823KA11# | | |
| | | | 0.10μF | ±10% | GMD155B31C104KA11# | |
| ±20% | | GMD155B31C104MA11# | | | | |
| 10Vdc | | X5R | 0.12μF | ±10% | GMD155R61A124KE12# | |
| | | | | 0.15μF | ±10% | GMD155R61A154KE12# |
| | ±20% | | GMD155R61A154ME12# | | | |
| | 0.18μF | | ±10% | GMD155R61A184KE12# | | |
| | | | 0.22μF | ±10% | GMD155R61A224KE12# | |
| | ±20% | | | GMD155R61A224ME12# | | |
| | 0.27μF | | ±10% | GMD155R61A274KE11# | D1 | |
| | | | 0.33μF | ±10% | GMD155R61A334KE11# | D1 |
| | ±20% | | | GMD155R61A334ME11# | D1 | |
| | 0.39μF | | ±10% | GMD155R61A394KE11# | D1 | |
| | | | 0.47μF | ±10% | GMD155R61A474KE11# | D1 |
| | ±20% | | | GMD155R61A474ME11# | D1 | |
| | B | 0.12μF | ±10% | GMD155B31A124KE12# | | |
| | | | 0.15μF | ±10% | GMD155B31A154KE12# | |
| | | ±20% | | GMD155B31A154ME12# | | |
| | | 0.18μF | ±10% | GMD155B31A184KE12# | | |
| | | | 0.22μF | ±10% | GMD155B31A224KE12# | |
| | | ±20% | | GMD155B31A224ME12# | | |
| | | 0.27μF | ±10% | GMD155B31A274KE11# | D1 | |
| | | | 0.33μF | ±10% | GMD155B31A334KE11# | D1 |
| | | ±20% | | GMD155B31A334ME11# | D1 | |
| | | 0.39μF | ±10% | GMD155B31A394KE11# | D1 | |
| | | | 0.47μF | ±10% | GMD155B31A474KE11# | D1 |
| | | ±20% | | GMD155B31A474ME11# | D1 | |
| 6.3Vdc | X5R | 1.0μF | ±10% | GMD155R60J105KE11# | | |
| | | | ±20% | GMD155R60J105ME11# | | |
| | B | 1.0μF | ±10% | GMD155B30J105KE11# | | |
| | | | ±20% | GMD155B30J105ME11# | | |

- GRM
- GR3
- GRJ
- GR4
- GJM
- GQM
- GA2
- GA3 GB
- GA3 GD
- GA3 GF
- LLL
- LLA
- LLM
- LLR
- NFM
- GJ4
- ZRA
- ZRB
- KRM
- KR3
- GMA
- GMD
- ⚠Caution /Notice

⚠️Caution/Notice



Target series: GRM, GR3, GRJ, GR4, GJM, GQM, GA2, GA3, LLL, LLA, LLM, LLR, NFM, GJ4, ZRA, ZRB, KRM, KR3, GMA, GMD

⚠️Caution

| | |
|---------------------------------------------------------------|-----|
| Storage and Operation Conditions | 259 |
| Rating | 259 |
| 1. Temperature Dependent Characteristics | 259 |
| 2. Measurement of Capacitance | 259 |
| 3. Applied Voltage and Applied Current | 260 |
| 4. Type of Applied Voltage and Self-heating Temperature | 260 |
| 5. DC Voltage and AC Voltage Characteristics | 263 |
| 6. Capacitance Aging | 263 |
| 7. Vibration and Shock | 264 |
| Soldering and Mounting | 264 |
| 1. Mounting Position | 264 |
| 2. Information before Mounting | 265 |
| 3. Maintenance of the Mounting (pick and place) Machine | 265 |
| 4-1. Reflow Soldering | 266 |
| 4-2. Flow Soldering | 268 |
| 4-3. Correction of Soldered Portion | 269 |
| 5. Washing | 270 |
| 6. Electrical Test on Printed Circuit Board | 270 |
| 7. Printed Circuit Board Cropping | 270 |
| 8. Assembly | 273 |
| 9. Die Bonding/Wire Bonding | 274 |
| Other | 274 |
| 1. Under Operation of Equipment | 274 |
| 2. Other | 275 |

Notice

| | |
|----------------------------------------------------------|-----|
| Rating | 276 |
| 1. Operating Temperature | 276 |
| 2. Atmosphere Surroundings (gaseous and liquid) | 276 |
| 3. Piezo-electric Phenomenon | 276 |
| Soldering and Mounting | 276 |
| 1. PCB Design | 276 |
| 1. Notice for Pattern Forms | 276 |
| 2. Land Dimensions | 277 |
| 3. Board Design | 281 |
| 2. Item to be confirmed for Flow soldering | 281 |
| 3. Reflow Soldering | 282 |
| 4. Washing | 283 |
| 5. Coating | 283 |
| Other | 283 |
| 1. Transportation | 283 |
| 2. Characteristics Evaluation in the Actual System | 283 |

- GRM
- GR3
- GRJ
- GR4
- GJM
- GQM
- GA2
- GA3 GB
- GA3 GD
- GA3 GF
- LLL
- LLA
- LLM
- LLR
- NFM
- GJ4
- ZRA
- ZRB
- KRM
- KR3
- GMA
- GMD
- ⚠️Caution/Notice

Caution

Storage and Operation Conditions

1. The performance of chip multilayer ceramic capacitors and chip EMIFIL NFM series (henceforth just “capacitors”) may be affected by the storage conditions.

Please use them promptly after delivery.

1-1. Maintain appropriate storage for the capacitors using the following conditions: Room Temperature of +5 to +40°C and a Relative Humidity of 20 to 70%.

High temperature and humidity conditions and/or prolonged storage may cause deterioration of the packaging materials. If more than six months have elapsed since delivery, check packaging, mounting, etc. before use.

In addition, this may cause oxidation of the electrodes. If more than one year has elapsed since delivery, also check the solderability before use.

1-2. Corrosive gas can react with the termination (external) electrodes or lead wires of capacitors, and result in poor solderability. Do not store the capacitors in an atmosphere consisting of corrosive gas (e.g., hydrogen sulfide, sulfur dioxide, chlorine, ammonia gas, etc.).

1-3. Due to moisture condensation caused by rapid humidity changes, or the photochemical change caused by direct sunlight on the terminal electrodes and/or the resin/epoxy coatings, the solderability and electrical performance may deteriorate. Do not store capacitors under direct sunlight or in high humidity conditions.

<Applicable to GXM Series>

The water repellency of capacitor surface may reduce when the capacitor is exposed to high temperature for long periods of time. Be sure to confirm if the desired performance can be acquired in actual use conditions and the actual system.

Rating

1. Temperature Dependent Characteristics

1. The electrical characteristics of a capacitor can change with temperature.

1-1. For capacitors having larger temperature dependency, the capacitance may change with temperature changes.

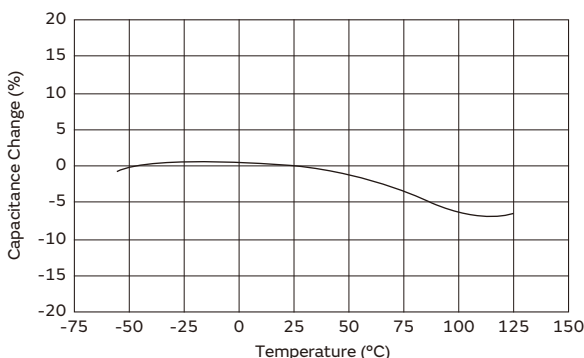
The following actions are recommended in order to ensure suitable capacitance values.

(1) Select a suitable capacitance for the operating temperature range.

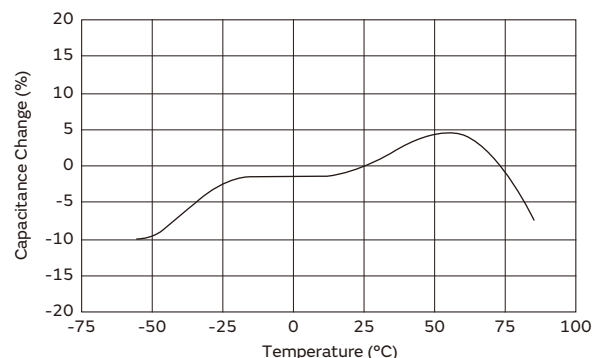
(2) The capacitance may change within the rated temperature.

When you use a high dielectric constant type capacitor in a circuit that needs a tight (narrow) capacitance tolerance (e.g., a time-constant circuit), please carefully consider the temperature characteristics, and carefully confirm the various characteristics in actual use conditions and the actual system.

[Example of Temperature Characteristics X7R (R7)]
 Sample: 0.1μF, Rated Voltage 50VDC



[Example of Temperature Characteristics X5R (R6)]
 Sample: 22μF, Rated Voltage 4VDC



2. Measurement of Capacitance

1. Measure capacitance with the voltage and frequency specified in the product specifications.

1-1. The output voltage of the measuring equipment may decrease occasionally when capacitance is high. Please confirm whether a prescribed measured voltage is impressed to the capacitor.

1-2. The capacitance values of high dielectric constant type capacitors change depending on the AC voltage applied. Please consider the AC voltage characteristics when selecting a capacitor to be used in an AC circuit.

Continued on the following page. ↗

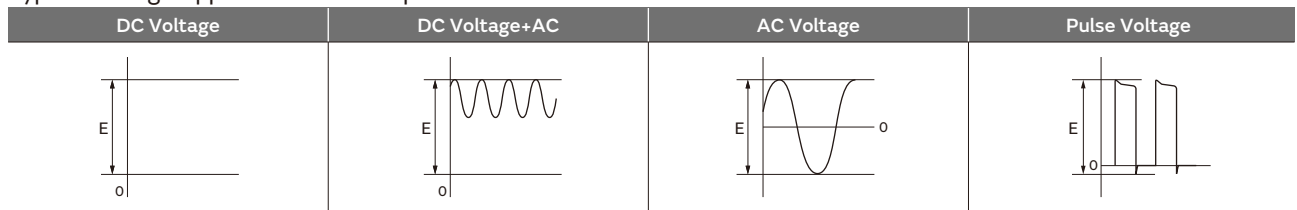
△Caution

Continued from the preceding page. ↘

3. Applied Voltage and Applied Current

1. Do not apply a voltage to the capacitor that exceeds the rated voltage as called out in the specifications.
 - 1-1. Applied voltage between the terminals of a capacitor shall be less than or equal to the rated voltage.
 - (1) When AC voltage is superimposed on DC voltage, the zero-to-peak voltage shall not exceed the rated DC voltage.
 When AC voltage or pulse voltage is applied, the peak-to-peak voltage shall not exceed the rated DC voltage.
 - (2) Abnormal voltages (surge voltage, static electricity, pulse voltage, etc.) shall not exceed the rated DC voltage.

Typical Voltage Applied to the DC Capacitor



(E: Maximum possible applied voltage.)

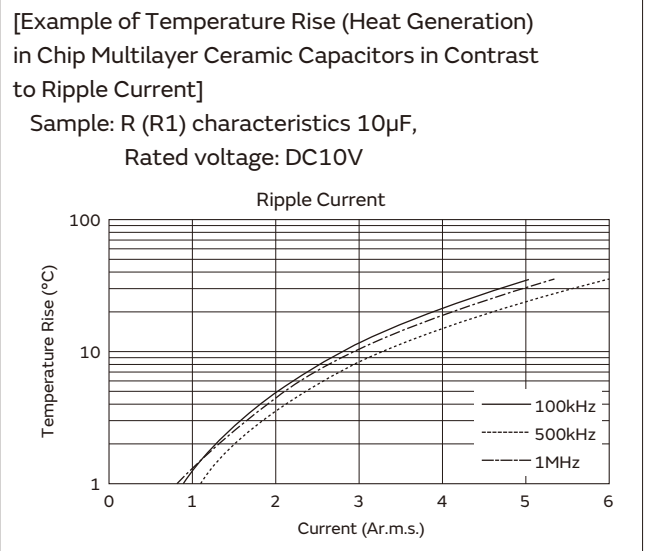
- 1-2. Influence of over voltage
 Over voltage that is applied to the capacitor may result in an electrical short circuit caused by the breakdown of the internal dielectric layers. The time duration until breakdown depends on the applied voltage and the ambient temperature.
2. Use a safety standard certified capacitor in a power supply input circuit (AC filter), as it is also necessary to consider the withstand voltage and impulse withstand voltage defined for each device.

4. Type of Applied Voltage and Self-heating Temperature

1. Confirm the operating conditions to make sure that no large current is flowing into the capacitor due to the continuous application of an AC voltage or pulse voltage.
 When a DC rated voltage product is used in an AC voltage circuit or a pulse voltage circuit, the AC current or pulse current will flow into the capacitor; therefore check the self-heating condition.
 Please confirm the surface temperature of the capacitor so that the temperature remains within the upper limits of the operating temperature, including the rise in temperature due to self-heating. When the capacitor is used with a high-frequency voltage or pulse voltage, heat may be generated by dielectric loss.
<Applicable to Rated Voltage of less than 100VDC>
 - 1-1. The load should be contained so that the self-heating of the capacitor body remains below 20°C, when measuring at an ambient temperature of 25°C.

<Applicable to NFM Series>

3. The capacitors also have rated currents.
 The current flowing between the terminals of a capacitor shall be less than or equal to the rated current. Using the capacitor beyond this range could lead to excessive heat.



Continued on the following page. ↗

GRM
 GR3
 GRJ
 GR4
 GJM
 QOM
 GA2
 GA3 GB
 GA3 GD
 GA3 GF
 LLL
 LLA
 LLM
 LLR
 NFM
 GJ4
 ZRA
 ZRB
 KRM
 KR3
 GMA
 GMD
 △Caution

⚠Caution

Continued from the preceding page. ↘

<Applicable to Temperature Characteristics X7R (R7), X7T (D7), X7T (W0) beyond Rated Voltage of 200VDC>

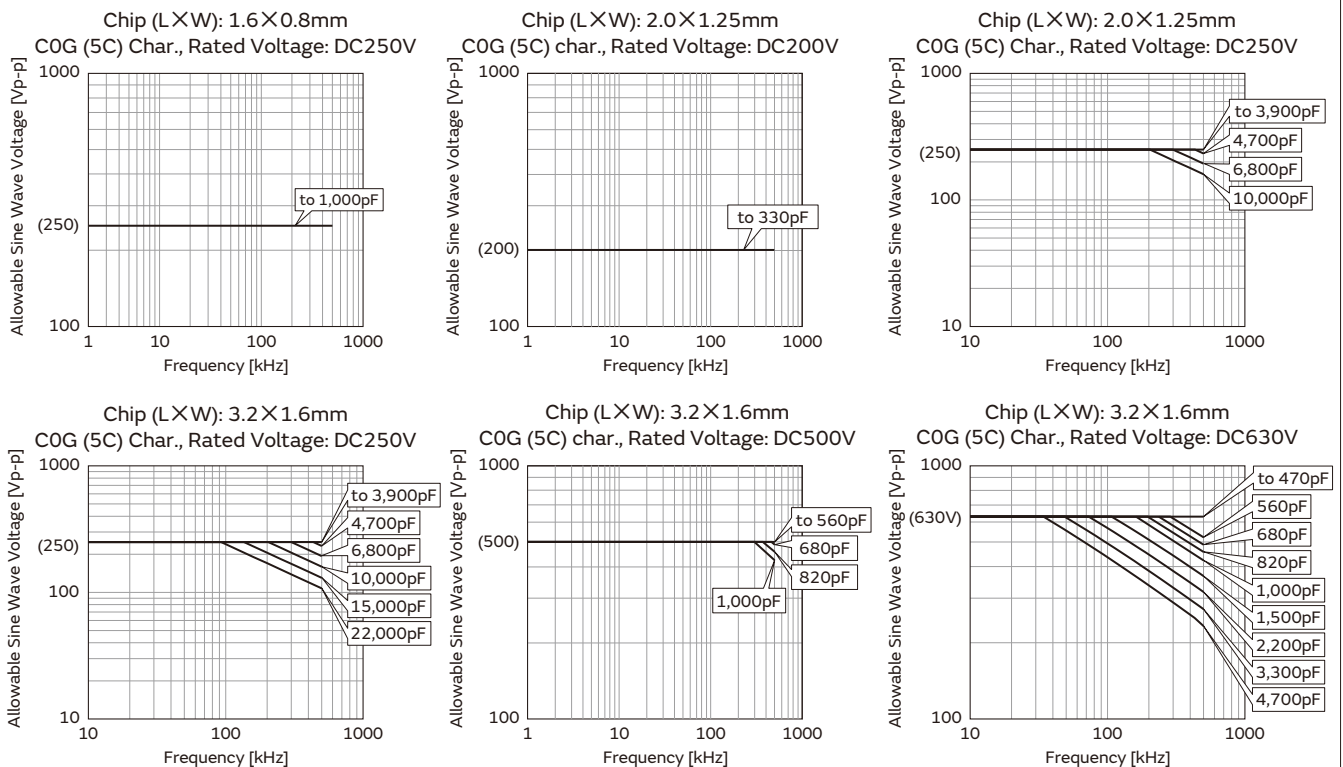
1-2. The load should be contained so that the self-heating of the capacitor body remains below 20°C, when measuring at an ambient temperature of 25°C. In addition, use a K thermocouple of $\varnothing 0.1\text{mm}$ with less heat capacity when measuring, and measure in a condition where there is no effect from the radiant heat of other components or air flow caused by convection. Excessive generation of heat may cause deterioration of the characteristics and reliability of the capacitor. (Absolutely do not perform measurements while the cooling fan is operating, as an accurate measurement may not be performed.)

<Applicable to Temperature Characteristics U2J (7U), COG (5C) beyond Rated Voltage of 200VDC>

1-3. Since the self-heating is low in the low loss series, the allowable power becomes extremely high compared to the common X7R (R7) characteristics. However, when a load with self-heating of 20°C is applied at the rated voltage, the allowable power may be exceeded. When the capacitor is used in a high-frequency voltage circuit of 1kHz or more, the frequency of the applied voltage should be less than 500kHz sine wave (less than 100kHz for a product with rated voltage of DC3.15kV), to limit the voltage load so that the load remains within the derating shown in the following figure. In the case of non-sine wave, high-frequency components exceeding the fundamental frequency may be included. In such a case, please contact Murata. The excessive generation of heat may cause deterioration of the characteristics and reliability of the capacitor. (Absolutely do not perform measurements while the cooling fan is operating, as an accurate measurement may not be performed.)

[The sine-wave frequency VS allowable voltage]

The surface temperature of the capacitor: 125°C or less (including self-heating)



Continued on the following page. ↗

- GRM
- GR3
- GRJ
- GR4
- GJM
- GQM
- GA2
- GA3 GB
- GA3 GD
- GA3 GF
- LLL
- LLA
- LLM
- LLR
- NFM
- GJ4
- ZRA
- ZRB
- KRM
- KR3
- GMA
- GMD

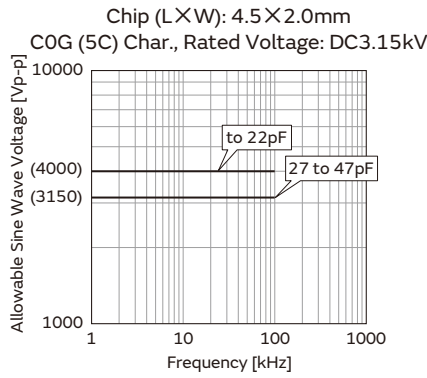
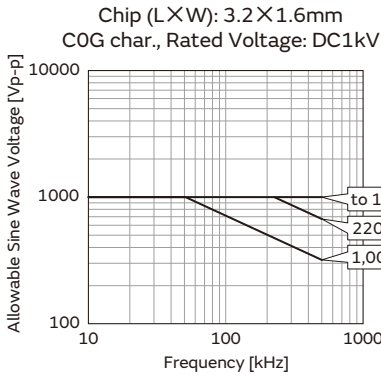
⚠Caution

⚠️Caution

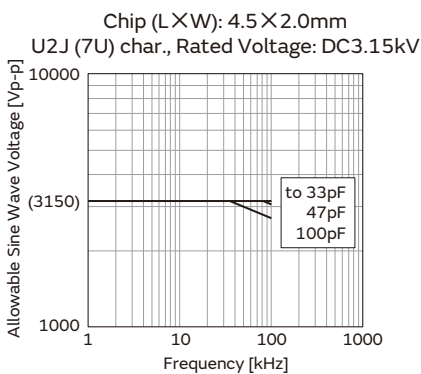
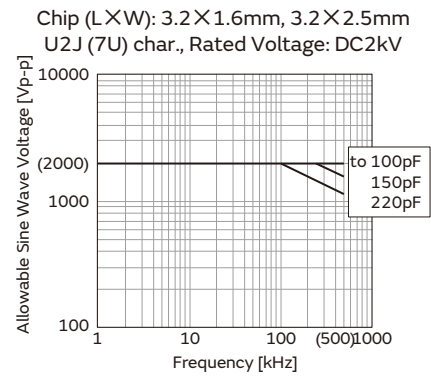
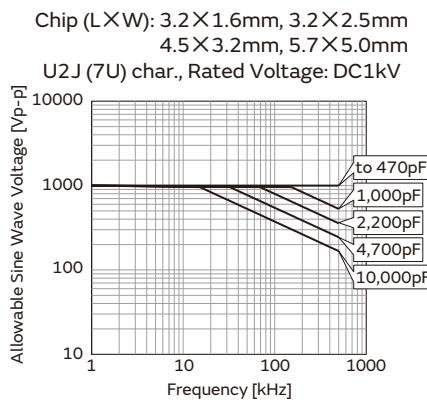
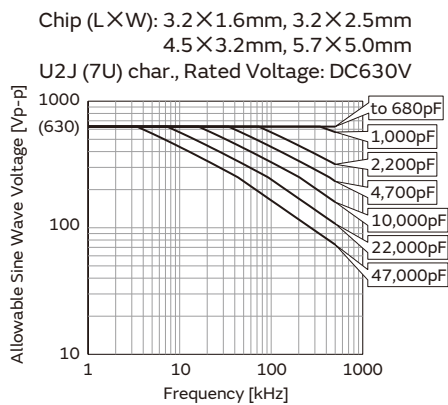
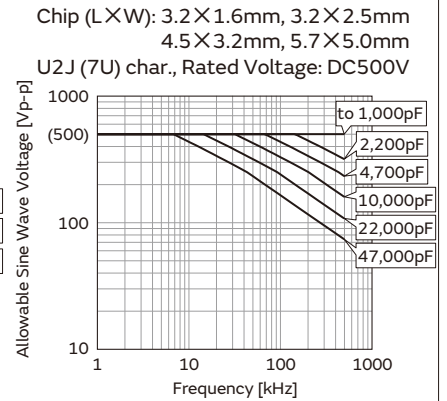
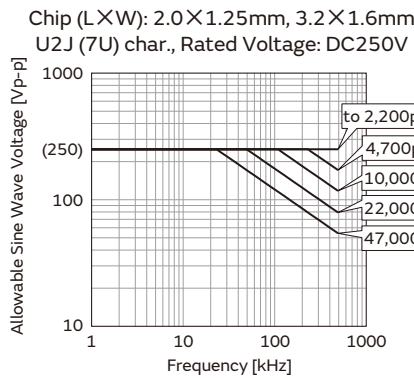
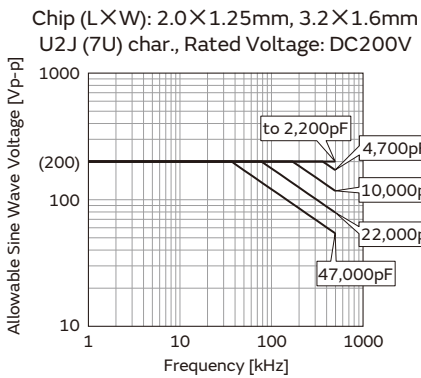
Continued from the preceding page. ↘

[The sine-wave frequency VS allowable voltage]

The surface temperature of the capacitor: 125°C or less
 (including self-heating)



The capacitors less than 22pF can be applied maximum 4.0kV peak to peak at 100kHz or less only for the ballast or the resonance usage in the CFL inverter circuit.



Continued on the following page. ↗

- GRM
- GR3
- GRJ
- GR4
- GJM
- GQM
- GA2
- GA3 GB
- GA3 GD
- GA3 GF
- LLL
- LLA
- LLM
- LLR
- NFM
- GJ4
- ZRA
- ZRB
- KRM
- KR3
- GMA
- GMD

⚠️Caution

⚠Caution

Continued from the preceding page. ↘

5. DC Voltage and AC Voltage Characteristics

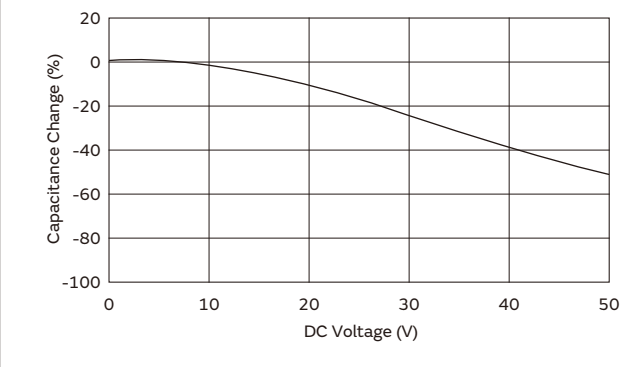
1. The capacitance value of a high dielectric constant type capacitor changes depending on the DC voltage applied. Please consider the DC voltage characteristics when a capacitor is selected for use in a DC circuit.

1-1. The capacitance of ceramic capacitors may change sharply depending on the applied voltage (see figure). Please confirm the following in order to secure the capacitance.

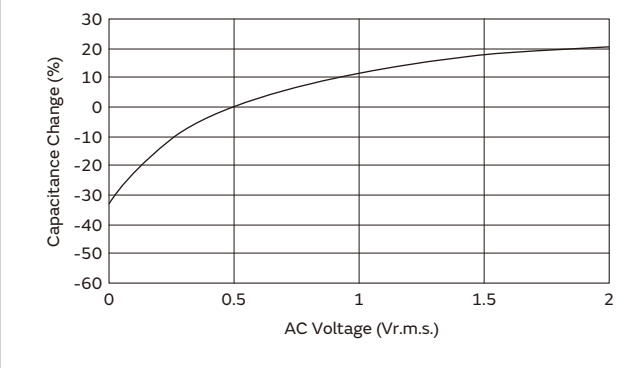
- (1) Determine whether the capacitance change caused by the applied voltage is within the allowed range.
- (2) In the DC voltage characteristics, the rate of capacitance change becomes larger as voltage increases, even if the applied voltage is below the rated voltage. When a high dielectric constant type capacitor is used in a circuit that requires a tight (narrow) capacitance tolerance (e.g., a time constant circuit), please carefully consider the voltage characteristics, and confirm the various characteristics in the actual operating conditions of the system.

2. The capacitance values of high dielectric constant type capacitors changes depending on the AC voltage applied. Please consider the AC voltage characteristics when selecting a capacitor to be used in an AC circuit.

[Example of DC Voltage Characteristics]
 Sample: X7R (R7) Characteristics 0.1μF,
 Rated Voltage 50VDC



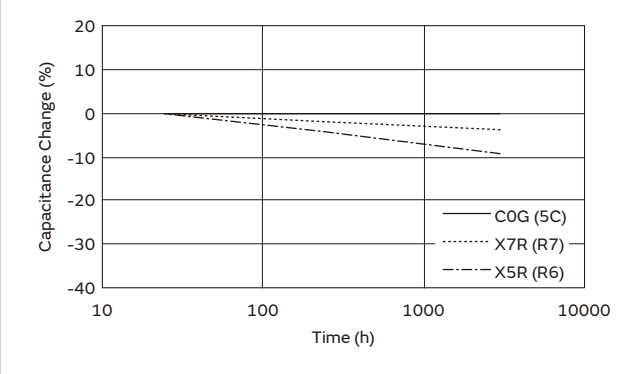
[Example of AC Voltage Characteristics]
 Sample: X7R (R7) Characteristics 10μF,
 Rated Voltage 6.3VDC



6. Capacitance Aging

1. The high dielectric constant type capacitors have an Aging characteristic in which the capacitance value decreases with the passage of time. When you use high dielectric constant type capacitors in a circuit that needs a tight (narrow) capacitance tolerance (e.g., a time-constant circuit), please carefully consider the characteristics of these capacitors, such as their aging, voltage, and temperature characteristics. In addition, check capacitors using your actual appliances at the intended environment and operating conditions.

[Example of Change Over Time (Aging Characteristics)]



Continued on the following page. ↗

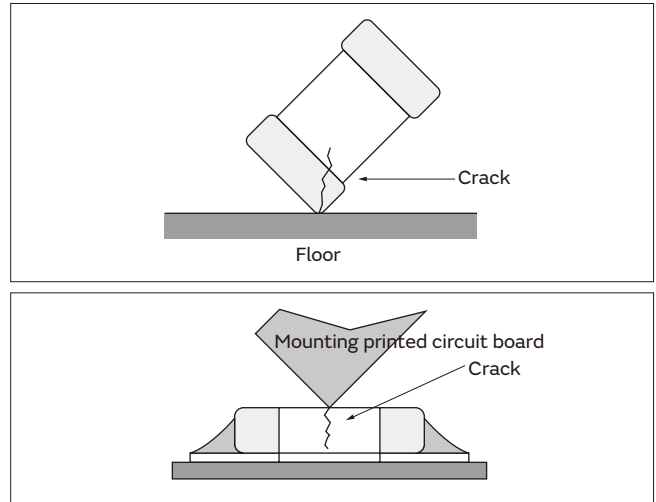
- GRM
- GR3
- GRJ
- GR4
- GJM
- GQM
- GA2
- GA3 GB
- GA3 GD
- GA3 GF
- LLL
- LLA
- LLM
- LLR
- NFM
- GJ4
- ZRA
- ZRB
- KRM
- KR3
- GMA
- GMD
- ⚠Caution

⚠Caution

Continued from the preceding page. ↘

7. Vibration and Shock

1. Please confirm the kind of vibration and/or shock, its condition, and any generation of resonance.
 Please mount the capacitor so as not to generate resonance, and do not allow any impact on the terminals.
2. Mechanical shock due to being dropped may cause damage or a crack in the dielectric material of the capacitor.
 Do not use a dropped capacitor because the quality and reliability may be deteriorated.
3. When printed circuit boards are piled up or handled, the corner of another printed circuit board should not be allowed to hit the capacitor, in order to avoid a crack or other damage to the capacitor.



Soldering and Mounting

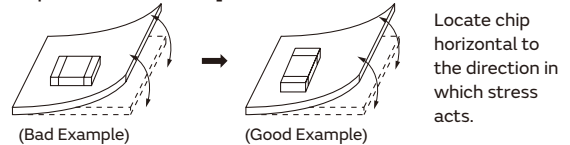
1. Mounting Position

1. Confirm the best mounting position and direction that minimizes the stress imposed on the capacitor during flexing or bending the printed circuit board.
 - 1-1. Choose a mounting position that minimizes the stress imposed on the chip during flexing or bending of the board.

<Applicable to NFM Series>

2. If you mount the capacitor near components that generate heat, take note of the heat from the other components and carefully check the self-heating of the capacitor before using.
 If there is significant heat radiation from other components, it could lower the insulation resistance of the capacitor or produce excessive heat.

[Component Direction]

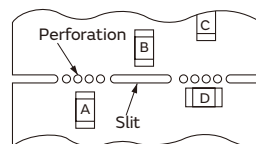


[Chip Mounting Close to Board Separation Point]

It is effective to implement the following measures, to reduce stress in separating the board.

It is best to implement all of the following three measures; however, implement as many measures as possible to reduce stress.

| Contents of Measures | Stress Level |
|--------------------------------------------------------------------------------------------|--------------|
| (1) Turn the mounting direction of the component parallel to the board separation surface. | A > D *1 |
| (2) Add slits in the board separation part. | A > B |
| (3) Keep the mounting position of the component away from the board separation surface. | A > C |

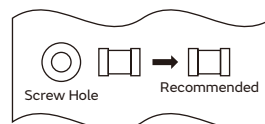


*1 A > D is valid when stress is added vertically to the perforation as with Hand Separation.

If a Cutting Disc is used, stress will be diagonal to the PCB, therefore A > D is invalid.

[Mounting Capacitors Near Screw Holes]

When a capacitor is mounted near a screw hole, it may be affected by the board deflection that occurs during the tightening of the screw. Mount the capacitor in a position as far away from the screw holes as possible.



Continued on the following page. ↗

⚠Caution

Continued from the preceding page. ↘

2. Information before Mounting

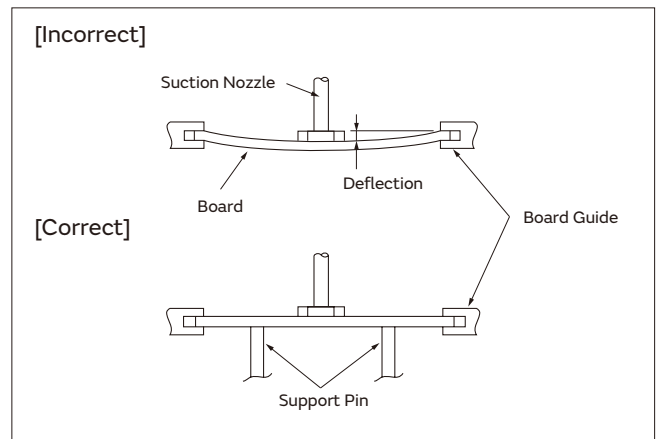
1. Do not re-use capacitors that were removed from the equipment.
2. Confirm capacitance characteristics under actual applied voltage.
3. Confirm the mechanical stress under actual process and equipment use.
4. Confirm the rated capacitance, rated voltage and other electrical characteristics before assembly.
5. Prior to use, confirm the solderability of capacitors that were in long-term storage.
6. Prior to measuring capacitance, carry out a heat treatment for capacitors that were in long-term storage.
7. The use of Sn-Zn based solder will deteriorate the reliability of the MLCC.
Please contact our sales representative or product engineers on the use of Sn-Zn based solder in advance.

3. Maintenance of the Mounting (pick and place) Machine

1. Make sure that the following excessive forces are not applied to the capacitors. Check the mounting in the actual device under actual use conditions ahead of time.
 - 1-1. In mounting the capacitors on the printed circuit board, any bending force against them shall be kept to a minimum to prevent them from any damage or cracking. Please take into account the following precautions and recommendations for use in your process.
 - (1) Adjust the lowest position of the pickup nozzle so as not to bend the printed circuit board.
2. Dirt particles and dust accumulated in the suction nozzle and suction mechanism prevent the nozzle from moving smoothly. This creates excessive force on the capacitor during mounting, causing cracked chips. Also, the locating claw, when worn out, imposes uneven forces on the chip when positioning, causing cracked chips. The suction nozzle and the locating claw must be maintained, checked, and replaced periodically.

<Applicable to ZRA/ZRB Series>

3. To adjust the inspection tolerance for automated appearance sorting machine of mounting position, because ZRA/ZRB series are easier to shift the mounting position than standard MLCC.
4. To check the overturn and reverse of chip.
5. To control mounting speed carefully, because ZRA/ZRB series is heavier than standard MLCC.



Continued on the following page. ↗

GRM

GR3

GRJ

GR4

GJM

GQM

GA2

GA3

GB

GA3

GD

GA3

GF

LLA

LLM

LLR

NFM

GJ4

ZRA

ZRB

KRM

KR3

GMA

GMD

△Caution

265

⚠Caution

Continued from the preceding page. ↘

4-1. Reflow Soldering

1. When sudden heat is applied to the components, the mechanical strength of the components will decrease because a sudden temperature change causes deformation inside the components. In order to prevent mechanical damage to the components, preheating is required for both the components and the PCB. Preheating conditions are shown in table 1. It is required to keep the temperature differential between the solder and the components surface (ΔT) as small as possible.
2. When components are immersed in solvent after mounting, be sure to maintain the temperature difference (ΔT) between the component and the solvent within the range shown in table 1.

Table 1

| Series | Chip Dimension Code (L/W) | Temperature Differential |
|-------------------------------------------------|----------------------------|-----------------------------------|
| GRM/GRJ/GXM/GR4/GJM/GQM/LLR/NFM/GJ4/ZRA/ZRB/KRM | 01/02/MD/03/15/18/JN/21/31 | $\Delta T \leq 190^\circ\text{C}$ |
| LLL | 02/03/15/18/1U/21/31 | |
| GRM/GR3/GRJ/GXM/GR4/GA2/GA3/KRM/KR3 | 32/42/43/52/55 | $\Delta T \leq 130^\circ\text{C}$ |
| LLA/LLM | 18/21/31 | |
| GQM | 22 | |

Recommended Conditions

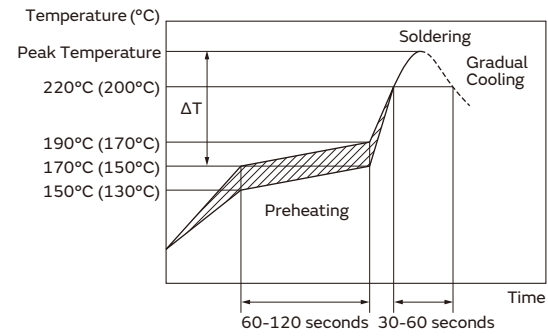
| | Pb-Sn Solder | Lead Free Solder |
|------------------|--------------|-----------------------|
| Peak Temperature | 230 to 250°C | 240 to 260°C |
| Atmosphere | Air | Air or N ₂ |

Pb-Sn Solder: Sn-37Pb

Lead Free Solder: Sn-3.0Ag-0.5Cu

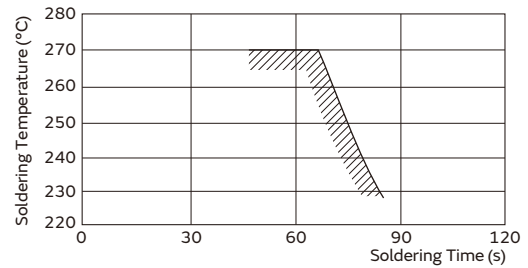
3. When a capacitor is mounted at a temperature lower than the peak reflow temperature recommended by the solder manufacturer, the following quality problems can occur. Consider factors such as the placement of peripheral components and the reflow temperature setting to prevent the capacitor's reflow temperature from dropping below the peak temperature specified. Be sure to evaluate the mounting situation beforehand and verify that none of the following problems occur.
 - Drop in solder wettability
 - Solder voids
 - Possible occurrence of whiskering
 - Drop in bonding strength
 - Drop in self-alignment properties
 - Possible occurrence of tombstones and/or shifting on the land patterns of the circuit board

[Example of Temperature Conditions for Reflow Soldering]



Temperature
 Incase of Lead Free Solder
 (): In case of Pb-Sn Solder

[Allowable Reflow Soldering Temperature and Time]



In the case of repeated soldering, the accumulated soldering time must be within the range shown above.

Continued on the following page. ↗

- GRM
- GR3
- GRJ
- GR4
- GJM
- GQM
- GA2
- GA3 GB
- GA3 GD
- GA3 GF
- LLL
- LLA
- LLM
- LLR
- NFM
- GJ4
- ZRA
- ZRB
- KRM
- KR3
- GMA
- GMD
- ⚠Caution

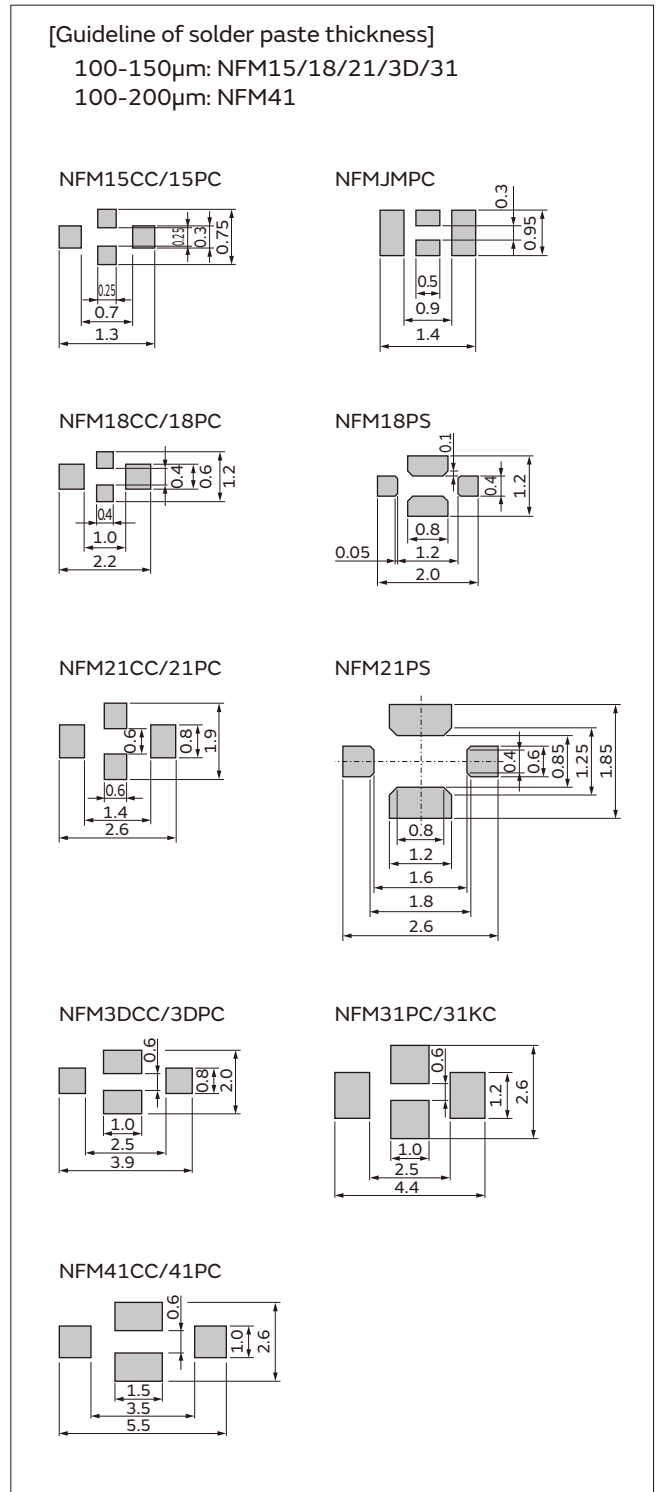
⚠Caution

Continued from the preceding page. ↘

4. Optimum Solder Amount for Reflow Soldering

- 4-1. Overly thick application of solder paste results in a excessive solder fillet height.
 This makes the chip more susceptible to mechanical and thermal stress on the board and may cause the chips to crack.
- 4-2. Too little solder paste results in a lack of adhesive strength on the termination, which may result in chips breaking loose from the PCB.
- 4-3. Please confirm that solder has been applied smoothly to the termination. (Only ZRA/ZRB Series: The solder applied to the end surface of chip may cause loss suppress acoustic noise.)

<Applicable to NFM Series>



Inverting the PCB

Make sure not to impose any abnormal mechanical shocks to the PCB.

Continued on the following page. ↗

- GRM
- GR3
- GRJ
- GR4
- GJM
- GQM
- GA2
- GA3 GB
- GA3 GD
- GA3 GF
- LLL
- LLA
- LLM
- LLR
- NFM
- GJ4
- ZRA
- ZRB
- KPM
- KR3
- GMA
- GMD
- ⚠Caution

⚠Caution

Continued from the preceding page. ↘

4-2. Flow Soldering

1. Do not apply flow soldering to chips not listed in table 2.

Table 2

| Series | Chip Dimension Code (L/W) | Temperature Differential |
|--------|---------------------------|-----------------------------------|
| GRM | 18/21/31 | $\Delta T \leq 150^\circ\text{C}$ |
| GQM | 18/21 | |
| LLL | 21/31 | |
| GRJ | 18/21/31 | |
| NFM | 3D/31/41 | |

- When sudden heat is applied to the components, the mechanical strength of the components will decrease because a sudden temperature change causes deformation inside the components. In order to prevent mechanical damage to the components, preheating is required for both of the components and the PCB. Preheating conditions are shown in table 2. It is required to keep the temperature differential between the solder and the components surface (ΔT) as low as possible.
- Excessively long soldering time or high soldering temperature can result in leaching of the terminations, causing poor adhesion or a reduction in capacitance value due to loss of contact between the inner electrodes and terminations.
- When components are immersed in solvent after mounting, be sure to maintain the temperature differential (ΔT) between the component and solvent within the range shown in the table 2.

Recommended Conditions

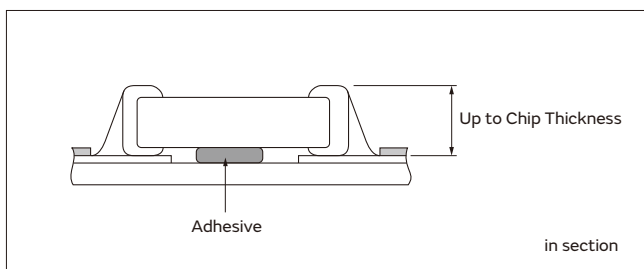
| | Pb-Sn Solder | Lead Free Solder |
|-----------------------------|--------------|------------------------------------|
| Preheating Peak Temperature | 90 to 110°C | 100 to 120°C 140 to 160°C (NFM) |
| Soldering Peak Temperature | 240 to 250°C | 250 to 260°C |
| Atmosphere | Air | Air or N ₂ |

Pb-Sn Solder: Sn-37Pb

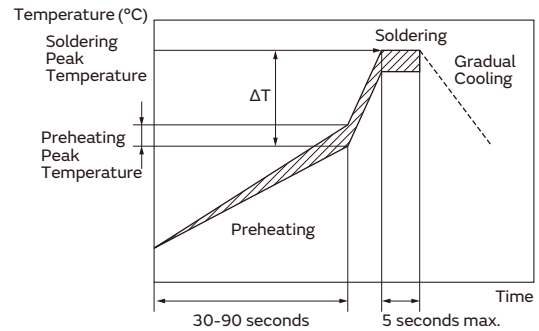
Lead Free Solder: Sn-3.0Ag-0.5Cu

5. Optimum Solder Amount for Flow Soldering

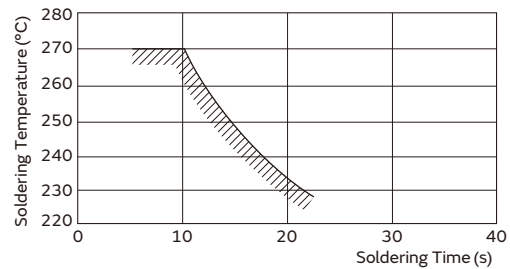
5-1. The top of the solder fillet should be lower than the thickness of the components. If the solder amount is excessive, the risk of cracking is higher during board bending or any other stressful condition.



[Example of Temperature Conditions for Flow Soldering]



[Allowable Flow Soldering Temperature and Time]



In the case of repeated soldering, the accumulated soldering time must be within the range shown above.

Continued on the following page. ↗

- GRM
- GR3
- GRJ
- GR4
- GJM
- GQM
- GA2
- GA3 GB
- GA3 GD
- GA3 GF
- LLL
- LLA
- LLM
- LLR
- NFM
- GJ4
- ZRA
- ZRB
- KRM
- KR3
- GMA
- GMD
- ⚠Caution

⚠️Caution

Continued from the preceding page. ↘

4-3. Correction of Soldered Portion

When sudden heat is applied to the capacitor, distortion caused by the large temperature difference occurs internally, and can be the cause of cracks. Capacitors also tend to be affected by mechanical and thermal stress depending on the board preheating temperature or the soldering fillet shape, and can be the cause of cracks. Please refer to "1. PCB Design" or "3. Optimum solder amount" for the solder amount and the fillet shapes.

Do not correct with a soldering iron for ZRA/ZRB series. Correction with a soldering iron for ZRA/ZRB series may cause loss suppress acoustic noise, because the solder amount become excessive.

1. Correction with a Soldering Iron

- 1-1. In order to reduce damage to the capacitor, be sure to preheat the capacitor and the mounting board. Preheat to the temperature range shown in Table 3. A hot plate, hot air type preheater, etc. can be used for preheating.
- 1-2. After soldering, do not allow the component/PCB to cool down rapidly.
- 1-3. Perform the corrections with a soldering iron as quickly as possible. If the soldering iron is applied too long, there is a possibility of causing solder leaching on the terminal electrodes, which will cause deterioration of the adhesive strength and other problems.

Table 3

| Series | Chip Dimension Code (L/W) | Temperature of Soldering Iron Tip | Preheating Temperature | Temperature Differential (ΔT) | Atmosphere |
|-------------------------|---------------------------|-----------------------------------|------------------------|-------------------------------|------------|
| GRM/GRJ/GXM/GJM/GQM/GJ4 | 03/15/18/JN/21/31 | 350°C max. | 150°C min. | ΔT≤190°C | Air |
| GRM/GRJ/GXM/GR4/GA2/GA3 | 32/42/43/52/55 | 280°C max. | 150°C min. | ΔT≤130°C | Air |
| GQM | 22 | | | | |
| NFM | 18/21/3D/31/41 | 350°C max. | 150°C min. | ΔT≤190°C | Air |
| | 15 | 340°C max. | | | |

*Applicable for both Pb-Sn and Lead Free Solder.
 Pb-Sn Solder: Sn-37Pb
 Lead Free Solder: Sn-3.0Ag-0.5Cu

*Please manage ΔT in the temperature of soldering iron and the preheating temperature.

* Please do not rework with soldering iron for NFMJM series due to cracking concern.

2. Correction with Spot Heater

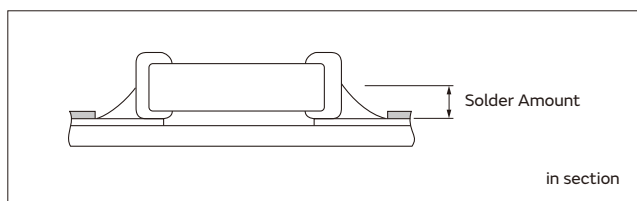
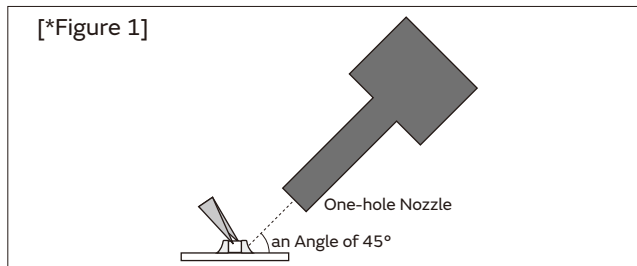
Compared to local heating with a soldering iron, hot air heating by a spot heater heats the overall component and board, therefore, it tends to lessen the thermal shock. In the case of a high density mounted board, a spot heater can also prevent concerns of the soldering iron making direct contact with the component.

2-1. If the distance from the hot air outlet of the spot heater to the component is too close, cracks may occur due to thermal shock. To prevent this problem, follow the conditions shown in Table 4.

2-2. In order to create an appropriate solder fillet shape, it is recommended that hot air be applied at the angle shown in Figure 1.

Table 4

| | |
|-----------------------------------|------------------------------------------------------------|
| Distance | 5mm or more |
| Hot Air Application Angle | 45° *Figure 1 |
| Hot Air Temperature Nozzle Outlet | 400°C max. |
| Application Time | Less than 10 seconds (Chip (L×W): 3.2×1.6mm or smaller) |
| | Less than 30 seconds (Chip (L×W): 3.2×2.5mm or larger) |



3. Optimum solder amount when re-working with a soldering iron

3-1. If the solder amount is excessive, the risk of cracking is higher during board bending or any other stressful condition.

Too little solder amount results in a lack of adhesive strength on the termination, which may result in chips breaking loose from the PCB.

Please confirm that solder has been applied smoothly and rising to the end surface of the chip.

Continued on the following page. ↗

GRM
 GR3
 GRJ
 GR4
 GJM
 GQM
 GA2
 GA3 GB
 GA3 GD
 GA3 GF
 LLL
 LLA
 LLM
 LLR
 NFM
 GJ4
 ZRA
 ZRB
 KRM
 KR3
 GMA
 GMD
 ⚠️Caution

⚠Caution

Continued from the preceding page. ↘

- 3-2. A soldering iron with a tip of $\varnothing 3\text{mm}$ or smaller should be used. It is also necessary to keep the soldering iron from touching the components during the re-work.
- 3-3. Solder wire with $\varnothing 0.5\text{mm}$ or smaller is required for soldering.

<Applicable to KR3/KRM Series>

4. For the shape of the soldering iron tip, refer to the figure on the right.

Regarding the type of solder, use a wire diameter of $\varnothing 0.5\text{mm}$ or less (rosin core wire solder).

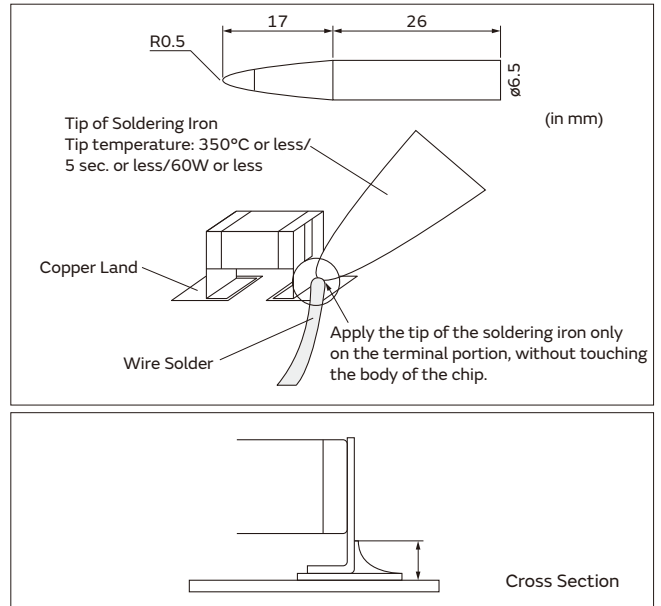
4-1. How to Apply the Soldering Iron

Apply the tip of the soldering iron against the lower end of the metal terminal.

- 1) In order to prevent cracking caused by sudden heating of the ceramic device, do not touch the ceramic base directly.
- 2) In order to prevent deviations and dislocating of the chip, do not touch the junction of the chip and the metal terminal, and the metal portion on the outside directly.

4-2. Appropriate Amount of Solder

The amount of solder for corrections by soldering iron, should be lower than the height of the lower side of the chip.



5. Washing

Excessive ultrasonic oscillation during cleaning can cause the PCBs to resonate, resulting in cracked chips or broken solder joints. Before starting your production process, test your cleaning equipment/process to insure it does not degrade the capacitors.

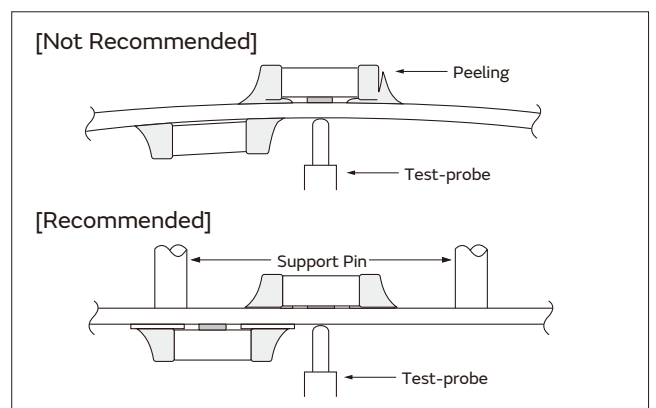
6. Electrical Test on Printed Circuit Board

1. Confirm position of the support pin or specific jig, when inspecting the electrical performance of a capacitor after mounting on the printed circuit board.

1-1. Avoid bending the printed circuit board by the pressure of a test-probe, etc.

The thrusting force of the test probe can flex the PCB, resulting in cracked chips or open solder joints. Provide support pins on the back side of the PCB to prevent warping or flexing. Install support pins as close to the test-probe as possible.

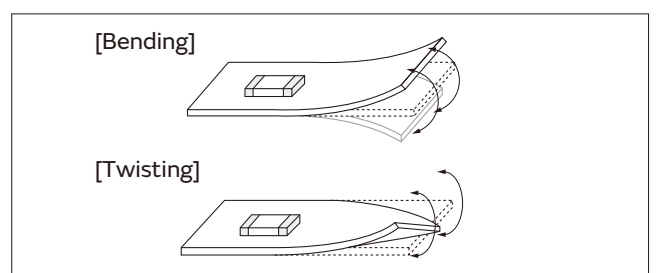
1-2. Avoid vibration of the board by shock when a test-probe contacts a printed circuit board.



7. Printed Circuit Board Cropping

1. After mounting a capacitor on a printed circuit board, do not apply any stress to the capacitor that causes bending or twisting the board.

- 1-1. In cropping the board, the stress as shown at right may cause the capacitor to crack. Cracked capacitors may cause deterioration of the insulation resistance, and result in a short. Avoid this type of stress to a capacitor.



Continued on the following page. ↗

⚠Caution

Continued from the preceding page. ↘

2. Check the cropping method for the printed circuit board in advance.

2-1. Printed circuit board cropping shall be carried out by using a jig or an apparatus (Disc separator, router type separator, etc.) to prevent the mechanical stress that can occur to the board.

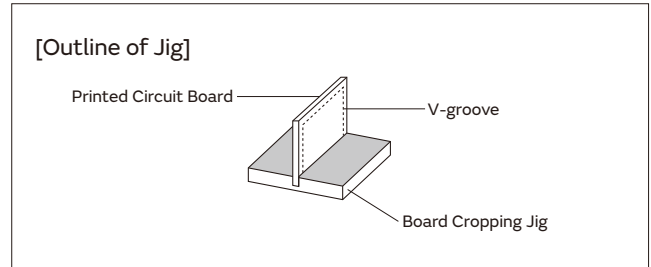
| Board Separation Method | Hand Separation Nipper Separation | (1) Board Separation Jig | Board Separation Apparatus | |
|--------------------------|------------------------------------------------------------------------------|---------------------------------------------------------------------------------------------------------------------------------|--------------------------------------------------------------------------------------------------------------------------------------------------------------------------------------|---------------------------|
| | | | (2) Disc Separator | (3) Router Type Separator |
| Level of stress on board | High | Medium | Medium | Low |
| Recommended | × | △* | △* | ○ |
| Notes | Hand and nipper separation apply a high level of stress. Use another method. | <ul style="list-style-type: none"> Board handling Board bending direction Layout of capacitors | <ul style="list-style-type: none"> Board handling Layout of slits Design of V groove Arrangement of blades Controlling blade life | Board handling |

* When a board separation jig or disc separator is used, if the following precautions are not observed, a large board deflection stress will occur and the capacitors may crack. Use router type separator if at all possible.

(1) Example of a suitable jig

[In the case of Single-side Mounting]

An outline of the board separation jig is shown as follows. Recommended example: Stress on the component mounting position can be minimized by holding the portion close to the jig, and bend in the direction towards the side where the capacitors are mounted. Not recommended example: The risk of cracks occurring in the capacitors increases due to large stress being applied to the component mounting position, if the portion away from the jig is held and bent in the direction opposite the side where the capacitors are mounted.



Hand Separation

| Recommended | Not Recommended |
|-------------|-----------------|
| | |

[In the case of Double-sided Mounting]

Since components are mounted on both sides of the board, the risk of cracks occurring can not be avoided with the above method. Therefore, implement the following measures to prevent stress from being applied to the components.

(Measures)

- (1) Consider introducing a router type separator. If it is difficult to introduce a router type separator, implement the following measures. (Refer to item 1. Mounting Position)
- (2) Mount the components parallel to the board separation surface.
- (3) When mounting components near the board separation point, add slits in the separation position near the component.
- (4) Keep the mounting position of the components away from the board separation point.

Continued on the following page. ↗

GRM
 GR3
 GRJ
 GR4
 GJM
 GQM
 GA2
 GA3 GB
 GA3 GD
 GA3 GF
 LLL
 LLA
 LLM
 LLR
 NFM
 GJ4
 ZRA
 ZRB
 KRM
 KR3
 GMA
 GMD
 ⚠Caution

⚠Caution

Continued from the preceding page. ↘

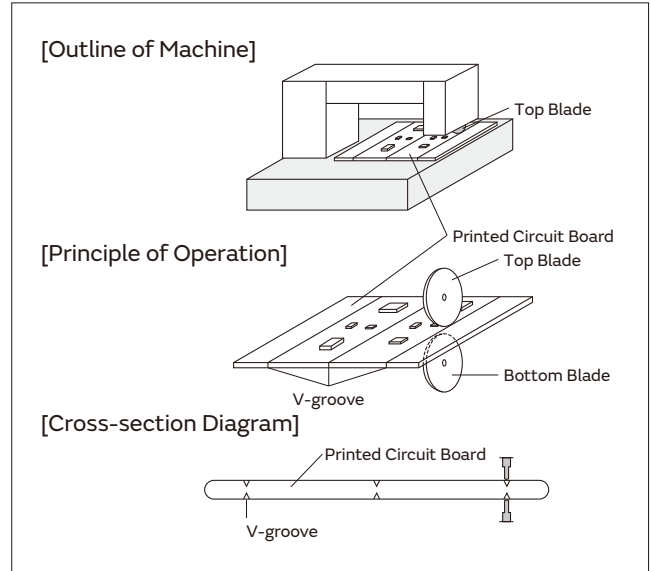
(2) Example of a Disc Separator

An outline of a disc separator is shown as follows. As shown in the Principle of Operation, the top blade and bottom blade are aligned with the V-grooves on the printed circuit board to separate the board.

In the following case, board deflection stress will be applied and cause cracks in the capacitors.

- (1) When the adjustment of the top and bottom blades are misaligned, such as deviating in the top-bottom, left-right or front-rear directions
- (2) The angle of the V groove is too low, depth of the V groove is too shallow, or the V groove is misaligned top-bottom

IF V groove is too deep, it is possible to brake when you handle and carry it. Carefully design depth of the V groove with consideration about strength of material of the printed circuit board.



Disc Separator

| Recommended | Not Recommended | | |
|--------------------------------------|--------------------------------------|--------------------------------------|--------------------------------------|
| | Top-bottom Misalignment | Left-right Misalignment | Front-rear Misalignment |
| <p>Top Blade</p> <p>Bottom Blade</p> | <p>Top Blade</p> <p>Bottom Blade</p> | <p>Top Blade</p> <p>Bottom Blade</p> | <p>Top Blade</p> <p>Bottom Blade</p> |

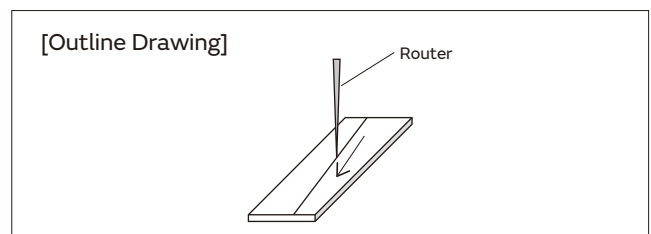
V-groove Design

| Example of Recommended V-groove Design | Not Recommended | | | |
|----------------------------------------|-------------------------|-----------|-------------------|----------------|
| | Left-right Misalignment | Low-Angle | Depth too Shallow | Depth too Deep |
| | | | | |

(3) Example of Router Type Separator

The router type separator performs cutting by a router rotating at a high speed. Since the board does not bend in the cutting process, stress on the board can be suppressed during board separation.

When attaching or removing boards to/from the router type separator, carefully handle the boards to prevent bending.



Continued on the following page. ↗

GRM
 GR3
 GRJ
 GR4
 GJM
 GQM
 GA2
 GA3 GB
 GA3 GD
 GA3 GF
 LLL
 LLA
 LLM
 LLR
 NFM
 GJ4
 ZRA
 ZRB
 KPM
 KR3
 GMA
 GMD
 ⚠Caution

⚠Caution

Continued from the preceding page. ↘

8. Assembly

1. Handling

If a board mounted with capacitors is held with one hand, the board may bend. Firmly hold the edges of the board with both hands when handling.

If a board mounted with capacitors is dropped, cracks may occur in the capacitors.

Do not use dropped boards, as there is a possibility that the quality of the capacitors may be impaired.

2. Attachment of Other Components

2-1. Mounting of Other Components

Pay attention to the following items, when mounting other components on the back side of the board after capacitors have been mounted on the opposite side.

When the bottom dead point of the suction nozzle is set too low, board deflection stress may be applied to the capacitors on the back side (bottom side), and cracks may occur in the capacitors.

- After the board is straightened, set the bottom dead point of the nozzle on the upper surface of the board.
- Periodically check and adjust the bottom dead point.

2-2. Inserting Components with Leads into Boards

When inserting components (transformers, IC, etc.) into boards, bending the board may cause cracks in the capacitors or cracks in the solder.

Pay attention to the following.

- Increase the size of the holes to insert the leads, to reduce the stress on the board during insertion.
- Fix the board with support pins or a dedicated jig before insertion.
- Support below the board so that the board does not bend. When using support pins on the board, periodically confirm that there is no difference in the height of each support pin.

2-3. Attaching/Removing Sockets and/or Connectors

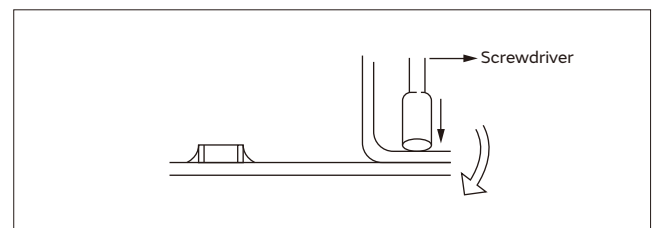
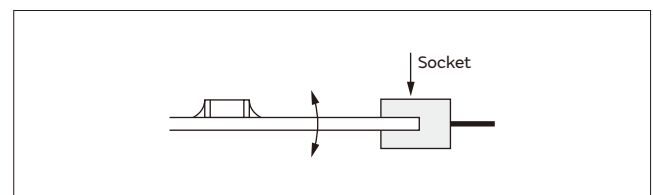
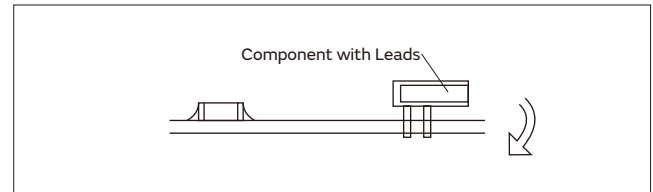
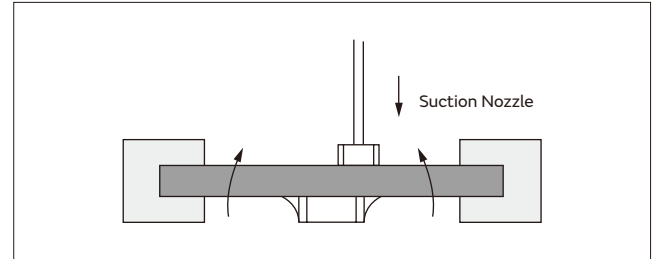
Insertion and removal of sockets and connectors, etc., might cause the board to bend. Please insure that the board does not warp during insertion and removal of sockets and connectors, etc., or the bending may damage mounted components on the board.

2-4. Tightening Screws

The board may be bent, when tightening screws, etc. during the attachment of the board to a shield or chassis.

Pay attention to the following items before performing the work.

- Plan the work to prevent the board from bending.
- Use a torque screwdriver, to prevent over-tightening of the screws.
- The board may bend after mounting by reflow soldering, etc. Please note, as stress may be applied to the chips by forcibly flattening the board when tightening the screws.



GRM

GR3

GRJ

GR4

GJM

GQM

GA2

GA3 GB

GA3 GD

GA3 GF

LLL

LLA

LLM

LLR

NFM

GJ4

ZRA

ZRB

KRM

KR3

GMA

GMD

△Caution

Continued on the following page. ↗

⚠Caution

Continued from the preceding page. ↘

<Applicable to GMA or GMD Series>

9. Die Bonding/Wire Bonding

1. Die Bonding of Capacitors

1-1. Use the following materials for the Brazing alloys:

Au-Sn (80/20) 300 to 320 °C in N₂ atmosphere

1-2. Mounting

- (1) Control the temperature of the substrate so it matches the temperature of the brazing alloy.
- (2) Place the brazing alloy on the substrate and place the capacitor on the alloy. Hold the capacitor and gently apply the load. Be sure to complete the operation within 1 minute.

2. Wire Bonding

2-1. Wire

Gold wire: 25 micro m (0.001 inch) diameter

2-2. Bonding

- (1) Thermo compression, ultrasonic ball bonding.
- (2) Required stage temperature: 150 to 200 °C
- (3) Required wedge or capillary weight: 0.2N to 0.5N
- (4) Bond the capacitor and base substrate or other devices with gold wire.

Other

1. Under Operation of Equipment

- 1-1. Do not touch a capacitor directly with bare hands during operation in order to avoid the danger of an electric shock.
- 1-2. Do not allow the terminals of a capacitor to come in contact with any conductive objects (short-circuit). Do not expose a capacitor to a conductive liquid, including any acid or alkali solutions.
- 1-3. Confirm the environment in which the equipment will operate is under the specified conditions. Do not use the equipment under the following environments.
 - (1) Being splattered with water or oil.
 - (2) Being exposed to direct sunlight.
 - (3) Being exposed to ozone, ultraviolet rays, or radiation.
 - (4) Being exposed to toxic gas (e.g., hydrogen sulfide, sulfur dioxide, chlorine, ammonia gas, etc.)
 - (5) Any vibrations or mechanical shocks exceeding the specified limits.
 - (6) Moisture condensing environments. (GXM Series: Terrible moisture condensing environments).
- 1-4. Use damp proof countermeasures if using under any conditions that can cause condensation. (GXM Series: Use damp proof countermeasures if using under any conditions that can cause terrible condensation).

Continued on the following page. ↗

GRM

GR3

GRJ

GR4

GJM

GQM

GA2

GA3

GA3

GA3

GA3

LLL

LLA

LLM

LLR

NFM

GJ4

ZRA

ZRB

KRM

KR3

GMA

GMD

⚠Caution

274

⚠Caution

Continued from the preceding page. ↘

2. Other

2-1. In an Emergency

- (1) If the equipment should generate smoke, fire, or smell, immediately turn off or unplug the equipment.

If the equipment is not turned off or unplugged, the hazards may be worsened by supplying continuous power.

- (2) In this type of situation, do not allow face and hands to come in contact with the capacitor or burns may be caused by the capacitor's high temperature.

2-2. Disposal of Waste

When capacitors are disposed of, they must be burned or buried by an industrial waste vendor with the appropriate licenses.

2-3. Circuit Design

(1) Addition of Fail Safe Function

Capacitors that are cracked by dropping or bending of the board may cause deterioration of the insulation resistance, and result in a short.

If the circuit being used may cause an electrical shock, smoke or fire when a capacitor is shorted, be sure to install fail-safe functions, such as a fuse, to prevent secondary accidents.

- (2) Capacitors used to prevent electromagnetic interference in the primary AC side circuit, or as a connection/insulation, must be a safety standard certified product, or satisfy the contents stipulated in the Electrical Appliance and Material Safety Law. Install a fuse for each line in case of a short.

- (3) The GRM, GR3, GRJ, GXM, GJM, GQM, LLL, LLA, LLM, LLR, NFM, GJ4, ZRA, ZRB, KRM, KR3, GMA and GMD series are not safety standard certified products.

2-4. Test Condition for AC Withstanding Voltage

(1) Test Equipment

Test equipment for AC withstanding voltage should be made with equipment capable of creating a wave similar to a 50/60Hz sine wave.

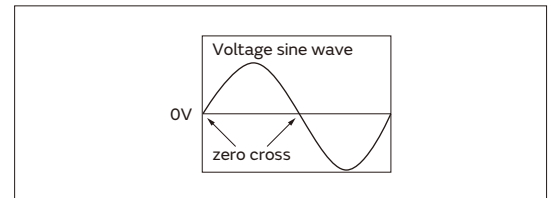
(2) Voltage Applied Method

The capacitor's lead or terminal should be firmly connected to the output of the withstanding voltage test equipment, and then the voltage should be raised from near zero to the test voltage.

If the test voltage is applied directly to the capacitor without raising it from near zero, it should be applied with the zero cross. *At the end of the test time, the test voltage should be reduced to near zero, and then capacitor's lead or terminals should be taken off the output of the withstanding voltage test equipment.

If the test voltage applied directly to the capacitor without raising it from near zero, surge voltage may occur and cause a defect.

*ZERO CROSS is the point where voltage sine wave passes 0V. - See the figure at right -



2-5. Remarks

Failure to follow the cautions may result, worst case, in a short circuit and smoking when the product is used.

The above notices are for standard applications and conditions. Contact us when the products are used in special mounting conditions.

Select optimum conditions for operation as they determine the reliability of the product after assembly.

The data herein are given in typical values, not guaranteed ratings.

GRM

GR3

GRJ

GR4

GJM

GQM

GA2

GA3

GA3

GA3

GA3

LLL

LLA

LLM

LLR

NFM

GJ4

ZRA

ZRB

KRM

KR3

GMA

GMD

⚠Caution

Notice

Rating

1. Operating Temperature

1. The operating temperature limit depends on the capacitor.
 - 1-1. Do not apply temperatures exceeding the maximum operating temperature.
It is necessary to select a capacitor with a suitable rated temperature that will cover the operating temperature range.
It is also necessary to consider the temperature distribution in equipment and the seasonal temperature variable factor.
 - 1-2. Consider the self-heating factor of the capacitor.
The surface temperature of the capacitor shall not exceed the maximum operating temperature including self-heating.

2. Atmosphere Surroundings (gaseous and liquid)

1. Restriction on the operating environment of capacitors.
 - 1-1. Capacitors, when used in the above, unsuitable, operating environments may deteriorate due to the corrosion of the terminations and the penetration of moisture into the capacitor.
 - 1-2. The same phenomenon as the above may occur when the electrodes or terminals of the capacitor are subject to moisture condensation.
 - 1-3. The deterioration of characteristics and insulation resistance due to the oxidization or corrosion of terminal electrodes may result in breakdown when the capacitor is exposed to corrosive or volatile gases or solvents for long periods of time.

Soldering and Mounting

1. PCB Design

1. Notice for Pattern Forms

- 1-1. Unlike leaded components, chip components are susceptible to flexing stresses since they are mounted directly on the substrate.
They are also more sensitive to mechanical and thermal stresses than leaded components.
Excess solder fillet height can multiply these stresses and cause chip cracking. When designing substrates, take land patterns and dimensions into consideration to eliminate the possibility of excess solder fillet height.
- 1-2. There is a possibility of chip cracking caused by PCB expansion/contraction with heat, because stress on a chip is different depending on PCB material and structure. When the thermal expansion coefficient greatly differs between the board used for mounting and the chip, it will cause cracking of the chip due to the thermal expansion and contraction.
When capacitors are mounted on a fluorine resin printed circuit board or on a single-layered glass epoxy board, it may also cause cracking of the chip for the same reason.

3. Piezo-electric Phenomenon

1. When using high dielectric constant type capacitors in AC or pulse circuits, the capacitor itself vibrates at specific frequencies and noise may be generated.
Moreover, when the mechanical vibration or shock is added to the capacitor, noise may occur.

- 1-3. If you are replacing by smaller capacitors, you should not only consider the Land size change but also consider changing the Wiring Width, Wiring direction, and copper foil thickness because the risk of chip cracking is increased with just a Land size change.

<Applicable to NFM Series>

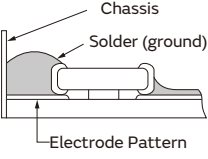
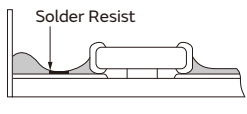
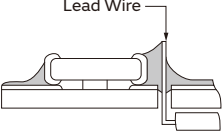
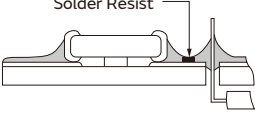
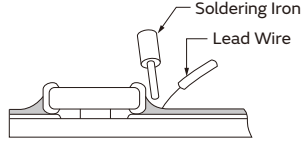
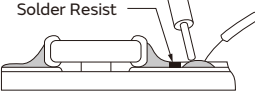
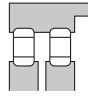
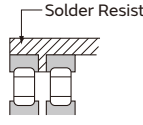
- 1-4. Because noise is suppressed by shunting unwanted high-frequency components to the ground, when designing a land for the NFM series, design the ground pattern to be as large as possible in order to better bring out this characteristic.
As shown in the figure below, noise countermeasures can be made more effective by using a via to connect the ground pattern on the chip mounting surface to a larger ground pattern on the inner layer.

Continued on the following page. ↗

Notice

Continued from the preceding page. ↘

Pattern Forms

| | Prohibited | Correct |
|---------------------------------------------------|--------------------------------------------------------------------------------------------------------------------------------------------------------------|----------------------------------------------------------------------------------------------------------------------------|
| Placing Close to Chassis |  <p>Chassis Solder (ground) Electrode Pattern</p> <p>in section</p> |  <p>Solder Resist</p> <p>in section</p> |
| Placing of Chip Components and Leaded Components |  <p>Lead Wire</p> <p>in section</p> |  <p>Solder Resist</p> <p>in section</p> |
| Placing of Leaded Components after Chip Component |  <p>Soldering Iron Lead Wire</p> <p>in section</p> |  <p>Solder Resist</p> <p>in section</p> |
| Lateral Mounting |  |  <p>Solder Resist</p> |

2. Land Dimensions

2-1. Please refer to the land dimensions in table 1 for flow soldering, table 2 for reflow soldering, table 3 for reflow soldering for ZRB Series, table 4 for reflow soldering for LLA Series, table 5 for reflow soldering for LLM Series, table 6 and 7 for reflow soldering for ZRA Series.

Please confirm the suitable land dimension by evaluating of the actual SET / PCB.

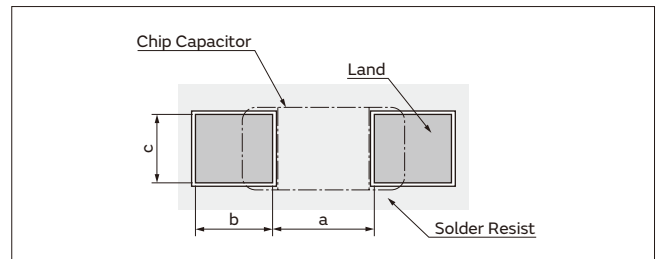


Table 1 Flow Soldering Method

| Series | Chip Dimension Code (L/W) | Chip (L×W) | a | b | c |
|-----------------|---------------------------|------------|------------|------------|------------|
| GQM/GR3/GRJ/GRM | 18 | 1.6×0.8 | 0.6 to 1.0 | 0.8 to 0.9 | 0.6 to 0.8 |
| GQM/GR3/GRJ/GRM | 21 | 2.0×1.25 | 1.0 to 1.2 | 0.9 to 1.0 | 0.8 to 1.1 |
| GR3/GRJ/GRM | 31 | 3.2×1.6 | 2.2 to 2.6 | 1.0 to 1.1 | 1.0 to 1.4 |
| LLL | 21 | 1.25×2.0 | 0.4 to 0.7 | 0.5 to 0.7 | 1.4 to 1.8 |
| LLL | 31 | 1.6×3.2 | 0.6 to 1.0 | 0.8 to 0.9 | 2.6 to 2.8 |

(in mm)

Continued on the following page. ↗

Notice

Continued from the preceding page. ↘

Table 2 Reflow Soldering Method

| Series | Chip Dimension Code (L/W) | Chip (L×W) | a | b | c |
|-------------------------|---------------------------|-------------------------|--------------|--------------|----------------|
| GRM | 01 | 0.25×0.125 | 0.10 to 0.11 | 0.07 to 0.12 | 0.125 to 0.145 |
| GRM/GJM | 02 | 0.4×0.2 | 0.16 to 0.2 | 0.12 to 0.18 | 0.2 to 0.23 |
| GRM | MD | 0.5×0.25 | 0.17 to 0.23 | 0.22 to 0.28 | 0.25 to 0.30 |
| GRM/GJM | 03 | 0.6×0.3 (±0.03) | 0.2 to 0.25 | 0.2 to 0.3 | 0.25 to 0.35 |
| | | 0.6×0.3 (±0.05) | 0.2 to 0.25 | 0.25 to 0.35 | 0.3 to 0.4 |
| | | 0.6×0.3 (±0.09) | 0.23 to 0.3 | 0.25 to 0.35 | 0.3 to 0.4 |
| GRM/GXM/GJM | 15 | 1.0×0.5 (within ±0.10) | 0.3 to 0.5 | 0.35 to 0.45 | 0.4 to 0.6 |
| | | 1.0×0.5 (±0.15/±0.20) | 0.4 to 0.6 | 0.4 to 0.5 | 0.5 to 0.7 |
| GRM/GXM/GJM/GQM | 18 | 1.6×0.8 (within ±0.10) | 0.6 to 0.8 | 0.6 to 0.7 | 0.6 to 0.8 |
| | | 1.6×0.8 (±0.15/±0.20) | 0.7 to 0.9 | 0.7 to 0.8 | 0.8 to 1.0 |
| GRM | JN | 1.8×1.0 | 0.8 to 0.9 | 0.6 to 0.8 | 0.9 to 1.1 |
| GQM | 21 | 2.0×1.25 | 1.0 to 1.2 | 0.6 to 0.7 | 0.8 to 1.1 |
| GRM/GXM/GRJ/GJ4 | 21 | 2.0×1.25 (within ±0.10) | 1.2 | 0.6 | 1.25 |
| | | 2.0×1.25 (±0.15) | 1.2 | 0.6 to 0.8 | 1.2 to 1.4 |
| | | 2.0×1.25 (±0.20) | 1.0 to 1.4 | 0.6 to 0.8 | 1.2 to 1.4 |
| GQM | 22 | 2.8×2.8 | 2.2 to 2.5 | 0.8 to 1.0 | 1.9 to 2.3 |
| GRM/GXM/GRJ/GJ4 | 31 | 3.2×1.6 (within ±0.20) | 1.8 to 2.0 | 0.9 to 1.2 | 1.5 to 1.7 |
| | | 3.2×1.6 (±0.30) | 1.9 to 2.1 | 1.0 to 1.3 | 1.7 to 1.9 |
| GRM/GXM/GRJ | 32 | 3.2×2.5 | 2.0 to 2.4 | 1.0 to 1.2 | 1.8 to 2.3 |
| GA2/GA3/GR4 | 42 | 4.5×2.0 | 2.8 to 3.4 | 1.2 to 1.4 | 1.4 to 1.8 |
| GR3/GRJ/GRM/GA2/GA3/GR4 | 43 | 4.5×3.2 | 3.0 to 3.5 | 1.2 to 1.4 | 2.3 to 3.0 |
| GA2/GA3 | 52 | 5.7×2.8 | 4.0 to 4.6 | 1.4 to 1.6 | 2.1 to 2.6 |
| GR3/GRJ/GRM/GA2/GA3/GR4 | 55 | 5.7×5.0 | 4.0 to 4.6 | 1.4 to 1.6 | 3.5 to 4.8 |
| LLL | 15 | 0.5×1.0 | 0.15 to 0.2 | 0.2 to 0.25 | 0.7 to 1.0 |
| LLL | 1U | 0.6×1.0 | 0.20 to 0.25 | 0.25 to 0.35 | 0.7 to 1.0 |
| LLL/LLR | 18 | 0.8×1.6 | 0.2 to 0.3 | 0.3 to 0.4 | 1.4 to 1.6 |
| LLL | 21 | 1.25×2.0 | 0.4 to 0.5 | 0.4 to 0.5 | 1.4 to 1.8 |
| LLL | 31 | 1.6×3.2 | 0.6 to 0.8 | 0.6 to 0.7 | 2.6 to 2.8 |

(in mm)

<Applicable to Part Number KR3/KRM>

| Series | Chip Dimension Code (L/W) | Chip (L×W) | a | b | c |
|---------|---------------------------|------------|------------|------------|------------|
| KRM | 21 | 2.0×1.25 | 1.0 to 1.2 | 0.6 to 0.7 | 0.8 to 1.1 |
| KRM | 31 | 3.2×1.6 | 2.2 to 2.4 | 0.8 to 0.9 | 1.0 to 1.4 |
| KR3/KRM | 55 | 5.7×5.0 | 2.6 | 2.7 | 5.6 |

(in mm)

Table 3 ZRB Series Reflow Soldering Method

| Series | Chip Dimension Code (L/W) | Chip (L×W) | a | b | c |
|--------|---------------------------|------------|------------|------------|------------|
| ZRB | 15 | 1.0×0.5 | 0.4 to 0.6 | 0.4 to 0.5 | 0.5 to 0.7 |
| ZRB | 18* | 1.6×0.8 | 0.7 to 0.9 | 0.7 to 0.8 | 0.8 to 1.0 |

*If distance between parts is too short, there is risk to cause electrical short. Please confirm the mounting pitch (distance between centers of parts) has 1.275mm or more. (ZRB18 only)

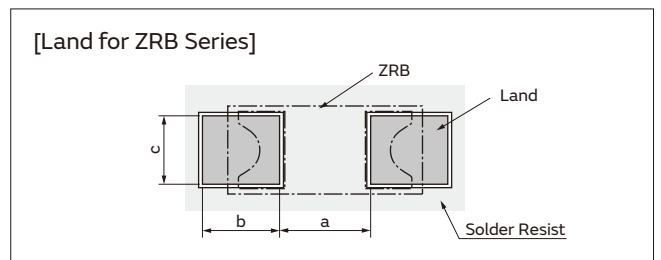


Table 4 LLA Series Reflow Soldering Method

| Series | Chip Dimension Code (L/W) | Chip (L×W) | a | b | c | p |
|--------|---------------------------|------------|------------|--------------|--------------|-----|
| LLA | 18 | 1.6×0.8 | 0.3 to 0.4 | 0.25 to 0.35 | 0.15 to 0.25 | 0.4 |
| LLA | 21 | 2.0×1.25 | 0.5 to 0.7 | 0.35 to 0.6 | 0.2 to 0.3 | 0.5 |

(in mm)

Continued on the following page. ↗

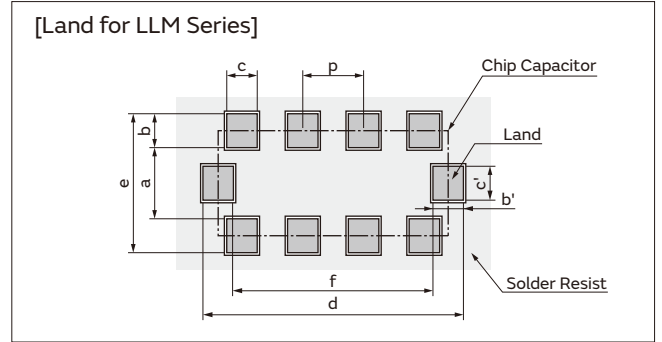
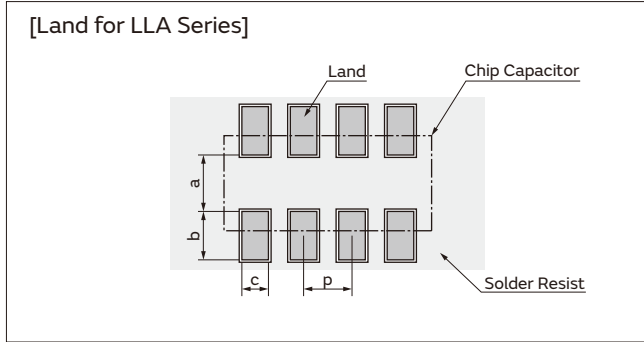
Notice

Continued from the preceding page. ↘

Table 5 LLM Series Reflow Soldering Method

| Series | Chip Dimension Code (L/W) | Chip (L×W) | a | b, b' | c, c' | d | e | f | p |
|--------|---------------------------|------------|------------|--------------|-------|------------|------------|------------|-----|
| LLM | 21 | 2.0×1.25 | 0.6 to 0.8 | (0.3 to 0.5) | 0.3 | 2.0 to 2.6 | 1.3 to 1.8 | 1.4 to 1.6 | 0.5 |

$b=(c-e)/2, b'=(d-f)/2$ (in mm)



<Applicable to beyond Rated Voltage of 200VDC>

2-2. Dimensions of Slit (Example)

Preparing the slit helps flux cleaning and resin coating on the back of the capacitor.

However, the length of the slit design should be as short as possible to prevent mechanical damage in the capacitor.

A longer slit design might receive more severe mechanical stress from the PCB.

Recommended slit design is shown in the Table.

| L×W | d | e |
|----------|------------|------------|
| 1.6×0.8 | - | - |
| 2.0×1.25 | - | - |
| 3.2×1.6 | 1.0 to 2.0 | 3.2 to 3.7 |
| 3.2×2.5 | 1.0 to 2.0 | 4.1 to 4.6 |
| 4.5×2.0 | 1.0 to 2.8 | 3.6 to 4.1 |
| 4.5×3.2 | 1.0 to 2.8 | 4.8 to 5.3 |
| 5.7×2.8 | 1.0 to 4.0 | 4.4 to 4.9 |
| 5.7×5.0 | 1.0 to 4.0 | 6.6 to 7.1 |

(in mm)

<Applicable to ZRA Series>

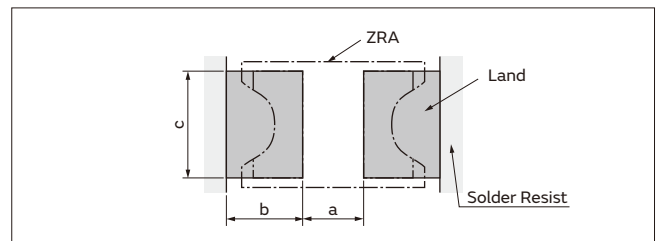
Please refer to the land dimensions in Table 6 and the solder amount in Table 7 for ZRA series.

(1) Recommended Land Dimensions

Table 6 Land Dimensions

| Series | Chip Dimension Code (L/W) | Chip (L×W) | a | b | c |
|--------|---------------------------|------------|----------|----------|----------|
| ZRA | 21 | 2.4×1.65 | 0.8±0.05 | 1.0±0.05 | 1.4±0.05 |

(in mm)

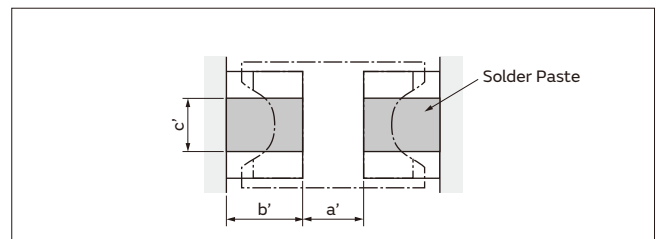


(2) Recommended Solder Amount

Table 7 Solder Amount

| Series | Chip Dimension Code (L/W) | Thickness | a' | b' | c' |
|--------|---------------------------|-----------|----------|----------|----------|
| ZRA | 21 | 0.1 | 0.8±0.05 | 1.0±0.05 | 0.7±0.05 |

(in mm)



Continued on the following page. ↗

Notice

Continued from the preceding page. ↘

<Applicable to NFM Series>

Land Pattern + Solder Resist Land Pattern Solder Resist (in mm)

| Series | Land Dimensions | | |
|-------------------------------------------------------------------------------------------------|--------------------------------------------------------------------------------------------------------------------------------------------------------------------------|---------------------|---------------------|
| NFM15CC NFM15PC NFMJMPC NFM18CC NFM18PC NFM18PS NFM21CC NFM21PC NFM21PS | ● Reflow Soldering | | |
| | NFM15CC/NFM15PC | NFMJMPC | NFM18CC/NFM18PC |
| | <p>In case of changing the land dimensions marked by *, a solder bridge between terminations of the chip could occur. In this case, please contact us before change.</p> | | |
| | NFM18PS | NFM21CC/NFM21PC | NFM21PS |

| Part Number | Size (mm) | | | | | | |
|-------------|-----------|-----|-----|-----|-----|-----|-----|
| | a | b | c | d | e | f | g |
| NFM3DCC | 1.0 | 1.4 | 2.5 | 4.4 | 1.0 | 2.0 | 2.4 |
| NFM3DPC | 1.0 | 1.4 | 2.5 | 4.4 | 1.2 | 2.6 | 3.0 |
| NFM31PC | 1.0 | 1.4 | 2.5 | 4.4 | 1.2 | 2.6 | 3.0 |
| NFM41CC | 1.5 | 2.0 | 3.5 | 6.0 | 1.2 | 2.6 | 3.0 |
| NFM41PC | 1.5 | 2.0 | 3.5 | 6.0 | 1.2 | 2.6 | 3.0 |

● Reflow Soldering Chip mounting side
 NFM3DCC/NFM3DPC/NFM31PC/NFM41CC/NFM41PC
 Small diameter thru hole ø0.4

● Reflow Soldering Chip mounting side
 NFM31KC*1
 Small diameter thru hole ø0.4
 10mm or more (in case of 10A)
 *1 For large current design, width of signal land pattern should be wider not less than 1mm per 1A (1mm/A). For example, in case of 10A, signal land pattern width should be 10mm or more. (1mm/A*10A=10mm)

| Part Number | Size (mm) | | | | | | |
|-------------|-----------|-----|-----|-----|-----|-----|-----|
| | a | b | c | d | e | f | g |
| NFM3DCC | 1.0 | 1.4 | 2.5 | 4.4 | 1.0 | 2.0 | 2.4 |
| NFM3DPC | 1.0 | 1.4 | 2.5 | 4.4 | 1.2 | 2.6 | 3.0 |
| NFM31PC | 1.0 | 1.4 | 2.5 | 4.4 | 1.2 | 2.6 | 3.0 |
| NFM41CC | 1.5 | 2.0 | 3.5 | 6.0 | 1.2 | 2.6 | 3.0 |
| NFM41PC | 1.5 | 2.0 | 3.5 | 6.0 | 1.2 | 2.6 | 3.0 |

● Flow Soldering Chip mounting side
 Small diameter thru hole ø0.4

● Flow Soldering Chip mounting side
 NFM31KC*1
 Small diameter thru hole ø0.4
 10mm or more (in case of 10A)
 *1 For large current design, width of signal land pattern should be wider not less than 1mm per 1A (1mm/A). For example, in case of 10A, signal land pattern width should be 10mm or more. (1mm/A*10A=10mm)

Continued on the following page. ↗

GRM
 GR3
 GRJ
 GR4
 GJM
 GQM
 GA2
 GA3 GB
 GA3 GD
 GA3 GF
 LLL
 LLA
 LLM
 LLR
 NFM
 GJ4
 ZRA
 ZRB
 KRM
 KR3
 GMA
 GMD
 Notice
 280

Notice

Continued from the preceding page. ↘

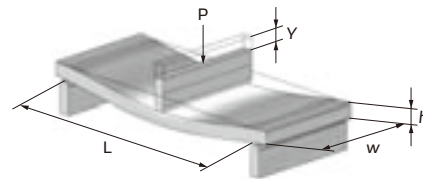
3. Board Design

When designing the board, keep in mind that the amount of strain which occurs will increase depending on the size and material of the board.

[Relationship with amount of strain to the board thickness, length, width, etc.]

$$\epsilon = \frac{3PL}{2Ewh^2} \quad \text{Relationship between load and strain}$$

ϵ : Strain on center of board (μst)
 L : Distance between supporting points (mm)
 w : Board width (mm)
 h : Board thickness (mm)
 E : Elastic modulus of board ($\text{N}/\text{m}^2=\text{Pa}$)
 Y : Deflection (mm)
 P : Load (N)



When the load is constant, the following relationship can be established.

- As the distance between the supporting points (L) increases, the amount of strain also increases.
 →Reduce the distance between the supporting points.
- As the elastic modulus (E) decreases, the amount of strain increases.
 →Increase the elastic modulus.
- As the board width (w) decreases, the amount of strain increases.
 →Increase the width of the board.
- As the board thickness (h) decreases, the amount of strain increases.
 →Increase the thickness of the board.
 Since the board thickness is squared, the effect on the amount of strain becomes even greater.

2. Item to be confirmed for Flow soldering

If you want to temporarily attach the capacitor to the board using an adhesive agent before soldering the capacitor, first be sure that the conditions are appropriate for affixing the capacitor. If the dimensions of the land, the type of adhesive, the amount of coating, the contact surface area, the curing temperature, or other conditions are inappropriate, the characteristics of the capacitor may deteriorate.

1. Selection of Adhesive

1-1. Depending on the type of adhesive, there may be a decrease in insulation resistance. In addition, there is a chance that the capacitor might crack from contractile stress due to the difference in the contraction rate of the capacitor and the adhesive.

1-2. If there is not enough adhesive, the contact surface area is too small, or the curing temperature or curing time are inadequate, the adhesive strength will be insufficient and the capacitor may loosen or become disconnected during transportation or soldering. If there is too much adhesive, for example if it overflows onto the land, the result could be soldering defects, loss of electrical connection, insufficient curing, or slippage after the capacitor is mounted.

Furthermore, if the curing temperature is too high or the curing time is too long, not only will the adhesive

strength be reduced, but solderability may also suffer due to the effects of oxidation on the terminations (outer electrodes) of the capacitor and the land surface on the board.

(1) Selection of Adhesive

Epoxy resins are a typical class of adhesive.

To select the proper adhesive, consider the following points.

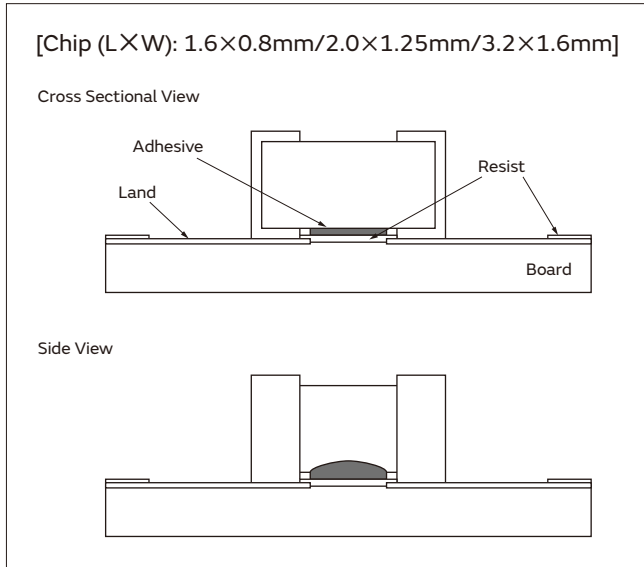
- 1) There must be enough adhesive strength to prevent the component from loosening or slipping during the mounting process.
- 2) The adhesive strength must not decrease when exposed to moisture during soldering.
- 3) The adhesive must have good coatability and shape retention properties.
- 4) The adhesive must have a long pot life.
- 5) The curing time must be short.
- 6) The adhesive must not be corrosive to the exterior of the capacitor or the board.
- 7) The adhesive must have good insulation properties.
- 8) The adhesive must not emit toxic gases or otherwise be harmful to health.
- 9) The adhesive must be free of halogenated compounds.

Continued on the following page. ↗

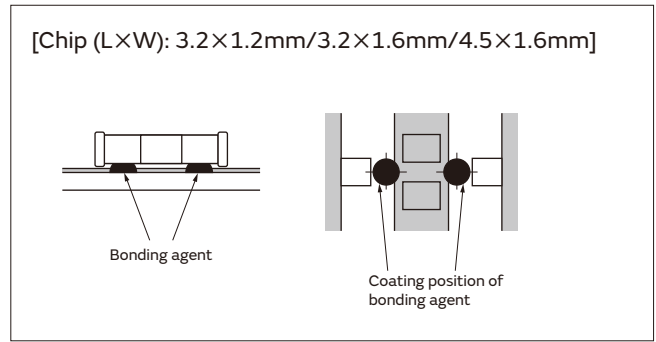
Notice

Continued from the preceding page. ↘

(2) Use the following illustration as a guide to the amount of adhesive to apply.



<Applicable to NFM Series>



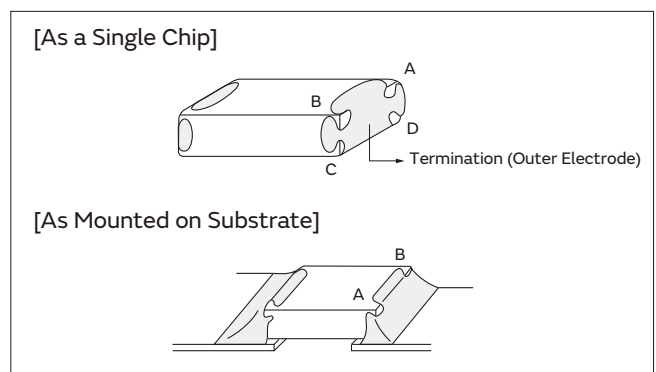
2. Flux

- 2-1. An excessive amount of flux generates a large quantity of flux gas, which can cause a deterioration of solderability, so apply flux thinly and evenly throughout. (A foaming system is generally used for flow soldering.)
- 2-2. Flux containing too high a percentage of halide may cause corrosion of the terminations unless there is sufficient cleaning. Use flux with a halide content of 0.1% max.
- 2-3. Strong acidic flux can corrode the capacitor and degrade its performance.

Please check the quality of capacitor after mounting.

3. Leaching of the terminations

- Set temperature and time to ensure that leaching of the terminations does not exceed 25% of the chip end area as a single chip (full length of the edge A-B-C-D shown at right) and 25% of the length A-B shown as mounted on substrate.



3. Reflow Soldering

The flux in the solder paste contains halogen-based substances and organic acids as activators. Strong acidic flux can corrode the capacitor and degrade its performance.

Please check the quality after mounting, please use.

Continued on the following page. ↗

Notice

Continued from the preceding page. ↘

4. Washing

1. Please evaluate the capacitor using actual cleaning equipment and conditions to confirm the quality, and select the solvent for cleaning.

5. Coating

1. A crack may be caused in the capacitor due to the stress of the thermal contraction of the resin during curing process.
The stress is affected by the amount of resin and curing contraction.
Select a resin with low curing contraction.
The difference in the thermal expansion coefficient between a coating resin or a molding resin and the capacitor may cause the destruction and deterioration of the capacitor such as a crack or peeling, and lead to the deterioration of insulation resistance or dielectric breakdown.
Select a resin for which the thermal expansion coefficient is as close to that of the capacitor as possible.
A silicone resin can be used as an under-coating to buffer against the stress.

2. Unsuitable cleaning may leave residual flux or other foreign substances, causing deterioration of electrical characteristics and the reliability and water repellency* of the capacitors.

*GXM only

2. Select a resin that is less hygroscopic.
Using hygroscopic resins under high humidity conditions may cause the deterioration of the insulation resistance of a capacitor.
An epoxy resin can be used as a less hygroscopic resin.
3. The halogen system substance and organic acid are included in coating material, and a chip corrodes by the kind of Coating material.
Do not use strong acid type.

<Applicable to ZRA/ZRB Series>

4. Loss suppress acoustic noise may be caused in ZRA/ZRB series due to the resin during curing process. Please contact our sales representative or product engineers on the apply to resin during curing process.

Other

1. Transportation

1. The performance of a capacitor may be affected by the conditions during transportation.
 - 1-1. The capacitors shall be protected against excessive temperature, humidity, and mechanical force during transportation.
 - Mechanical condition
Transportation shall be done in such a way that the boxes are not deformed and forces are not directly passed on to the inner packaging.
 - 1-2. Do not apply excessive vibration, shock, or pressure to the capacitor.
 - (1) When excessive mechanical shock or pressure is applied to a capacitor, chipping or cracking may occur in the ceramic body of the capacitor.
 - (2) When the sharp edge of an air driver, a soldering iron, tweezers, a chassis, etc. impacts strongly on the surface of the capacitor, the capacitor may crack and short-circuit.
 - 1-3. Do not use a capacitor to which excessive shock was applied by dropping, etc.
A capacitor dropped accidentally during processing may be damaged.

2. Characteristics Evaluation in the Actual System

1. Evaluate the capacitor in the actual system, to confirm that there is no problem with the performance and specification values in a finished product before using.
2. Since a voltage dependency and temperature dependency exists in the capacitance of high dielectric type ceramic capacitors, the capacitance may change depending on the operating conditions in the actual system. Therefore, be sure to evaluate the various characteristics, such as the leakage current and noise absorptivity, which will affect the capacitance value of the capacitor.
3. In addition, voltages exceeding the predetermined surge may be applied to the capacitor by the inductance in the actual system. Evaluate the surge resistance in the actual system as required.

<Applicable to NFM Series>

4. The effects of noise suppression can vary depending on the usage conditions, including differences in the circuit or IC to be used, the type of noise, the shape of the pattern to be mounted, and the mounting location. Be sure to verify the effect on the actual device in advance.

GRM

GR3

GRJ

GR4

GJM

GQM

GA2

GA3

GB

GA3

GD

GA3

GF

LLL

LLA

LLM

LLR

NFM

GJ4

ZRA

ZRB

KRM

KR3

GMA

GMD

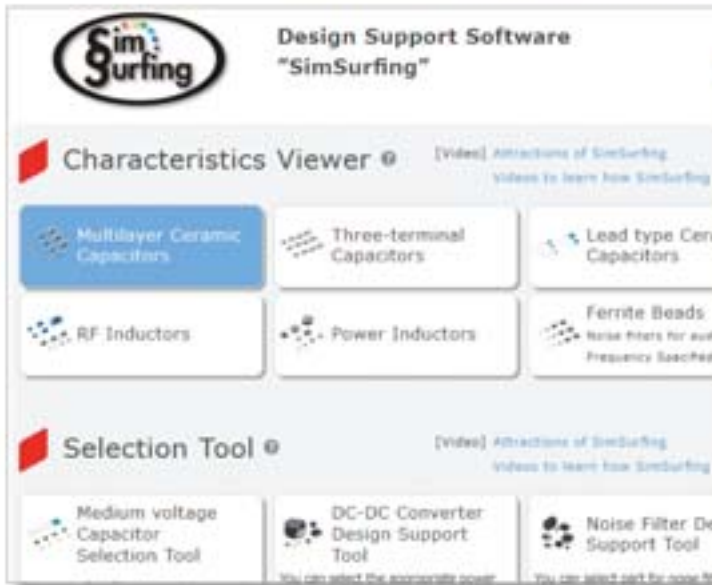
Notice

283

Design Support Tool "SimSurfing"

<https://ds.murata.co.jp/simsurfing/index.html>

This is the latest tool to get the electrical characteristics for Capacitors, Inductors, and EMI Suppression Filters, and to simulate Thermistors' behavior !



■ Characteristics viewer

You can easily search and download the following data for Multilayer Ceramic Capacitors, Polymer Capacitors, EMI Suppression Filters (Three-terminal Capacitors, Ferrite Beads) and Power/RF Inductors.

■ Components performance simulator

You can search by the simulation on simple circuits for Thermistors.

■ Selection tool

You can select Medium voltage Capacitors and Power Inductors according to conditions of use.

* Medium voltage: Rated Voltage 250V and over

■ Search tool

You can search the Murata timing device (CERALOCK® and crystal units) that is most suitable for your IC and access information about the recommended circuit constant setting.

■ Usage example of "Multilayer Ceramic Capacitors"

1 Select the products

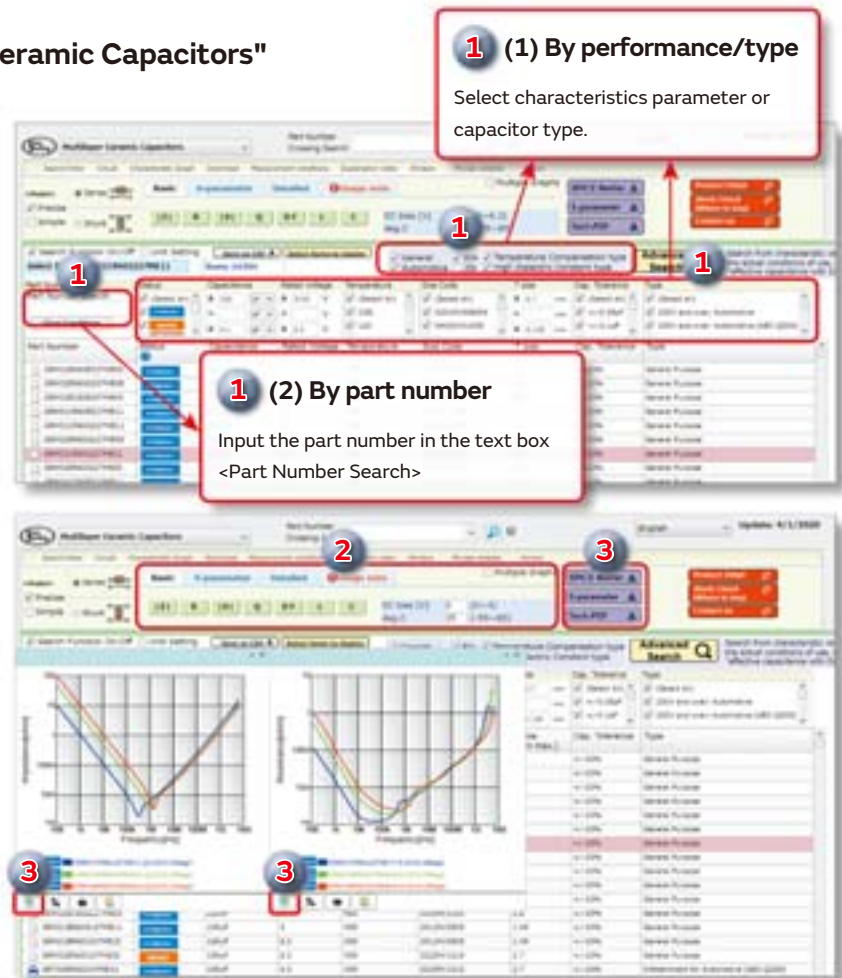
- (1) By performance/type
- (2) By part number

2 Show graph

Click each button on each tab of [Basic], [S-parameter] and [Detailed].

3 Data download

- Click each purple button in this area.
- Click "CSV output" button.



* Images are as of May 2020. Be assured that this software will be updated frequently.

<https://ds.murata.co.jp/simsurfing/index.html>

Web page Introduction



Search by Part Number

<https://www.murata.com/search/productsearch?cate=cgsubCeramicCapacitors>



You can search for capacitors by specifying the alphanumeric characters in the part number. The packing codes shown contain the substitute character "#". If you enter the official packing code, part numbers that contain that packing code will be matched.



Search by Specifications

<https://www.murata.com/search/productsearch?cate=luCeramicCapacitorsSMD#spec>



You can search for SMD, lead type, or screw termination type capacitors by indicating specifications such as application, capacitance, rated voltage, or temperature characteristics.

You can narrow your search by entering values of ranges, and by specifying product characteristics.

The items for narrowing searches are linked, so specifying one condition causes selectable options for the other items to allow input only of conditions that match the relevant part numbers.



Search in the Lineups

<https://www.murata.com/products/capacitor/mlcc/lineup>

You can search for capacitors by specifying the series lineup.

You can also confirm items such as characteristics and applications on each series page.



Capacitance chart in Series page.



[Search result]

Compares the characteristics of the checked part numbers.

Displays the number of hits for the current search conditions in real time.

Click the ▲ mark for each item to switch between ascending and descending display.

Click a product name to display a details page listing more in-depth information (→ P26).

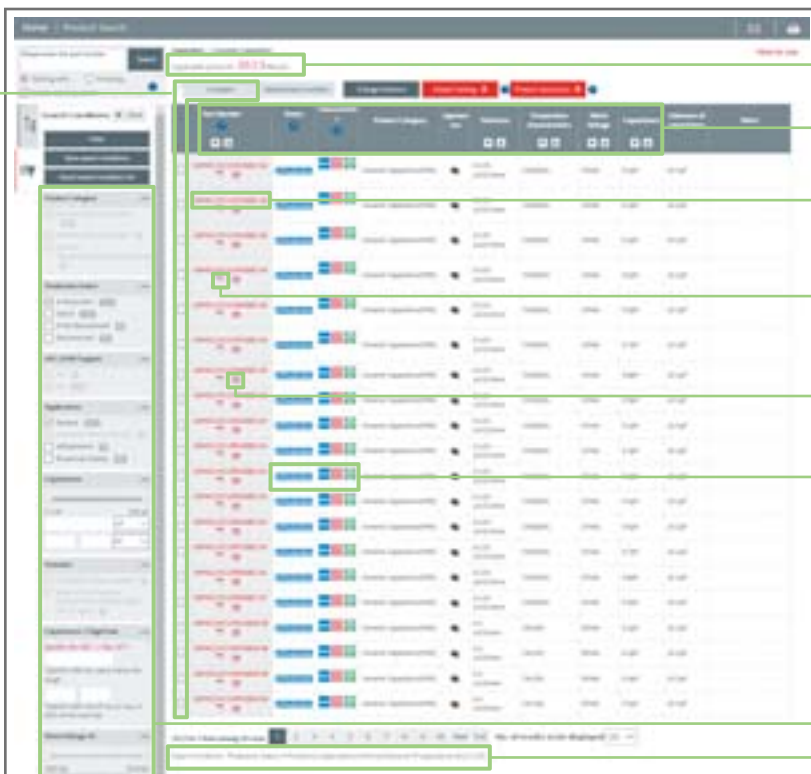
You can download detailed spec sheets.

For some products it is possible to request a free sample.

Icons enable you to check the status and characteristics of products at a glance.

You narrow the search results to match the selected condition in real time.

You can confirm the current conditions for narrowing the search results.



Global Locations

For details please visit www.murata.com



⚠ Note

1 Export Control

For customers outside Japan:

No Murata products should be used or sold, through any channels, for use in the design, development, production, utilization, maintenance or operation of, or otherwise contribution to (1) any weapons (Weapons of Mass Destruction [nuclear, chemical or biological weapons or missiles] or conventional weapons) or (2) goods or systems specially designed or intended for military end-use or utilization by military end-users.

For customers in Japan:

For products which are controlled items subject to the "Foreign Exchange and Foreign Trade Law" of Japan, the export license specified by the law is required for export.

2 Please contact our sales representatives or product engineers before using the products in this catalog for the applications listed below, which require especially high reliability for the prevention of defects which might directly damage a third party's life, body or property, or when one of our products is intended for use in applications other than those specified in this catalog.

- ① Aircraft equipment
- ② Aerospace equipment
- ③ Undersea equipment
- ④ Power plant equipment
- ⑤ Medical equipment
- ⑥ Transportation equipment (vehicles, trains, ships, etc.)
- ⑦ Traffic signal equipment
- ⑧ Disaster prevention / crime prevention equipment
- ⑨ Data-processing equipment
- ⑩ Application of similar complexity and/or reliability requirements to the applications listed above

3 Product specifications in this catalog are as of November 2020. They are subject to change or our products in it may be discontinued without advance notice. Please check with our sales representatives or product engineers before ordering. If there are any questions, please contact our sales representatives or product engineers.

4 Please read rating and ⚠CAUTION (for storage, operating, rating, soldering, mounting and handling) in this catalog to prevent smoking and/or burning, etc.

5 This catalog has only typical specifications. Therefore, please approve our product specifications or transact the approval sheet for product specifications before ordering.

6 Please note that unless otherwise specified, we shall assume no responsibility whatsoever for any conflict or dispute that may occur in connection with the effect of our and/or a third party's intellectual property rights and other related rights in consideration of your use of our products and/or information described or contained in our catalogs. In this connection, no representation shall be made to the effect that any third parties are authorized to use the rights mentioned above under licenses without our consent.

7 No ozone depleting substances (ODS) under the Montreal Protocol are used in our manufacturing process.

Murata Manufacturing Co., Ltd.

www.murata.com

muRata
INNOVATOR IN ELECTRONICS