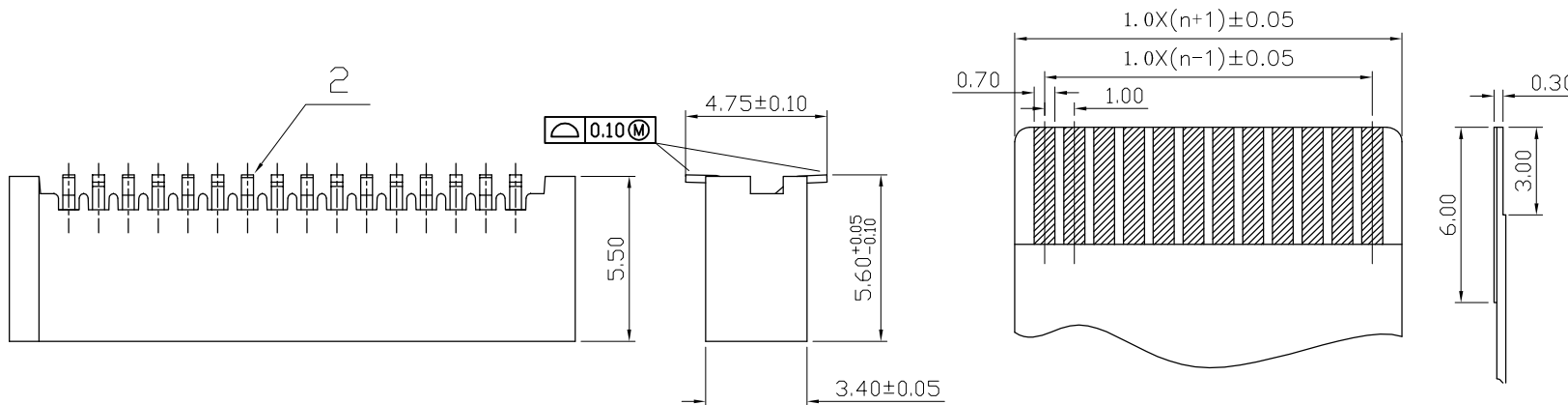


环保物料

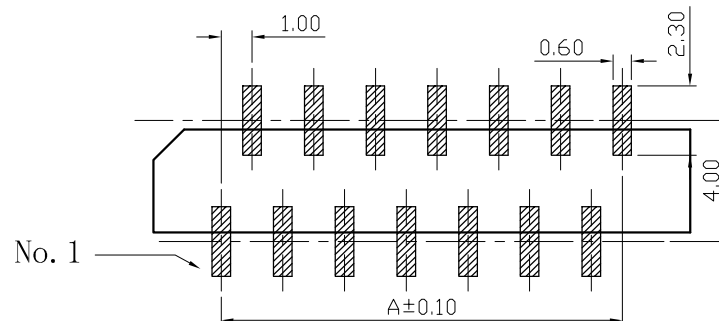
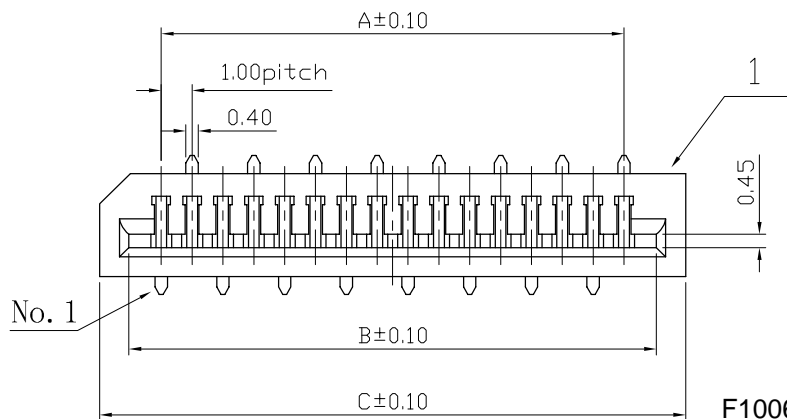
TEL: 0769-82001899

TABLE :

N	A	B	C
4	3	5.1	7.0
5	4	6.1	8.0
6	5	7.1	9.0
7	6	8.1	10.0
8	7	9.1	11.0
9	8	10.1	12.0
10	9	11.1	13.0
11	10	12.1	14.0
12	11	13.1	15.0
13	12	14.1	16.0
14	13	15.1	17.0
15	14	16.1	18.0
16	15	17.1	19.0
17	16	18.1	20.0
18	17	19.1	21.0
19	18	20.1	22.0
20	19	21.1	23.0
21	20	22.1	24.0
22	21	23.1	25.0
23	22	24.1	26.0
24	23	25.1	27.0
25	24	26.1	28.0
26	25	27.1	29.0
27	26	28.1	30.0
28	27	29.1	31.0
29	30	30.1	32.0
30	29	31.1	33.0
31	30	32.1	34.0
32	31	33.1	35.0
33	32	34.1	36.0
34	33	35.1	37.0
35	34	36.1	38.0



适用FFC寸法
Applicable FFC



PCB 寸法
PCB Layout

F1006VS-ZV-xx-34T-x

R=卷装 无=管装
T=镀锡 G=镀金
Pin位数
ZV=正脚位 FV=反脚位

额定电流 Current rating: 0.5A
额定电压 Voltage rating: 125V
耐电压 Withstand coltage: 500V AC/minute
接触电阻 Contact resistance : $\leq 30m\Omega$
绝缘电阻 Insulation resistance: 500M Ω
工作温度 Working temperature: $-20^{\circ}c \sim +80^{\circ}c$

BOM 表:

2	1.0mm间距B型单面接立式-PIN		PhosphorBronze T=0.25MM	镀锡	1SET	1Set = N POS	
1	1.0mm间距B型单面接-基座		SEE TABLE SEE TABLE 1	本色	1 PCS		
序号	品名	料号	材料规格	电镀方式/颜色	使用数量	备注	版本

TOLERANCE UNLESS OTHERWISE

X.	± 0.30	X°	$\pm 5^{\circ}$
.X	± 0.20	.X°	$\pm 2^{\circ}$
.XX	± 0.08	.XX°	$\pm 1^{\circ}$
.XXX	± 0.03	.XXX°	$\pm 0.5^{\circ}$

DRAWN CK tan

CHKD	
APPD	
VIEW	

XFCN 兴飞连接器有限公司
XFCN CONNECTORS CO.,LTD.

PRODUCT NAME FPC 1.00mm Connectors

PART. NO. F1006VS-ZV-xx-34T-R

SHEET	1/1
DATE	2020.04.12
UNITS	mm
SCALE	1:1
DWG. NO.	009

AO
VER

MODIFICATION

DRAW

DATE

1 2 3 4 5 6 7 8 9 10