

SB30100LFCT

LOW VF SCHOTTKY BARRIER RECTIFIER

VOLTAGE 100 Volt **CURRENT** 30 Ampere

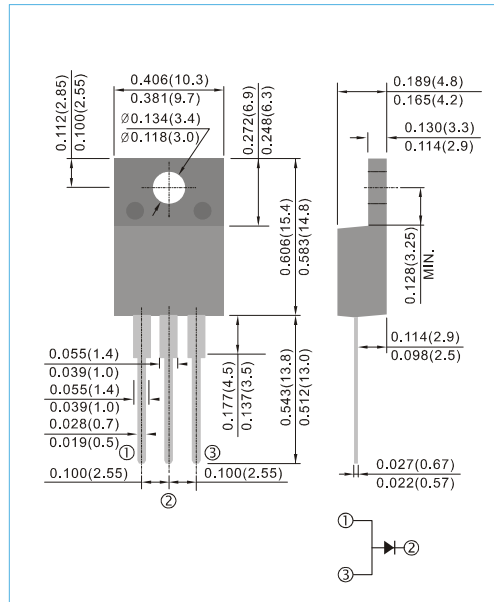
FEATURES

- Low forward voltage drop, low power loss
- High efficiency operation
- Lead free in compliance with EU RoHS 2011/65/EU directive
- Green molding compound as per IEC61249 Std. . (Halogen Free)

MECHANICAL DATA

- Case : ITO-220AB, Plastic
- Terminals : Solderable per MIL-STD-750, Method 2026
- Weight : 0.056 ounces, 1.6 grams

ITO-220AB Unit : inch(mm)



MAXIMUM RATINGS ($T_A=25\text{ }^\circ\text{C}$ unless otherwise noted)

PARAMETER	SYMBOL	VALUE	UNIT
Maximum repetitive peak reverse voltage	V_{RRM}	100	V
Maximum average forward rectified current (Fig.1)	$I_{F(AV)}$	30 15	A
Peak forward surge current 8.3ms single half sine-wave superimposed on rated load per diode	I_{FSM}	275	A
Typical thermal resistance	$R_{\theta Jc}$	4.5	$^\circ\text{C} / \text{W}$
Operating junction	T_J	-55 to + 150	$^\circ\text{C}$
Storage temperature range	T_{STG}	-55 to + 150	$^\circ\text{C}$

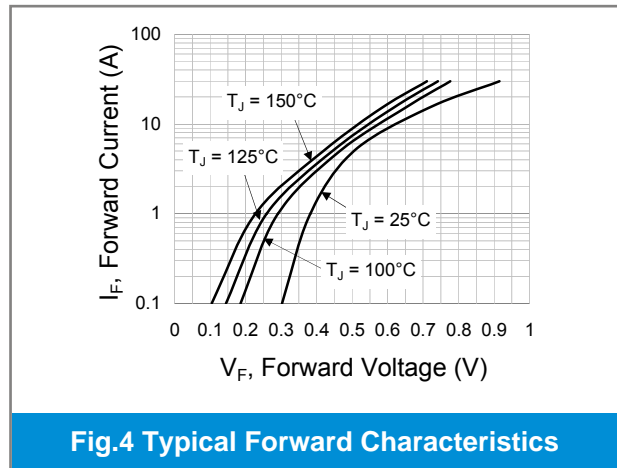
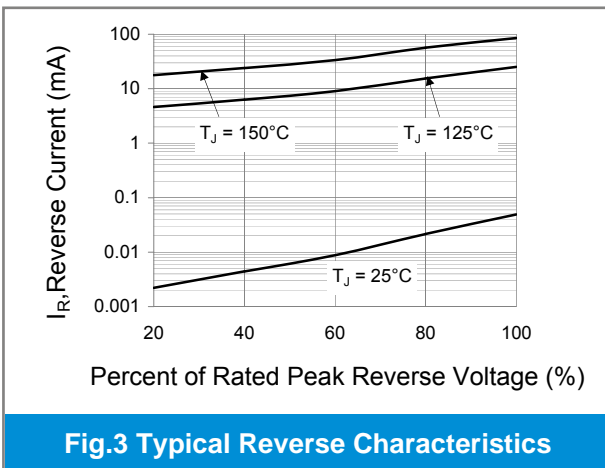
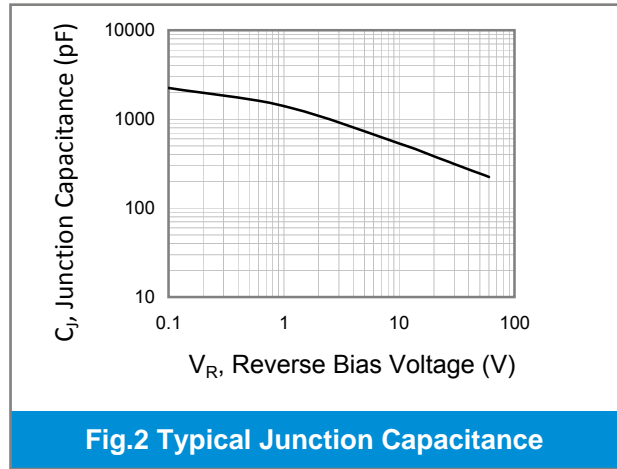
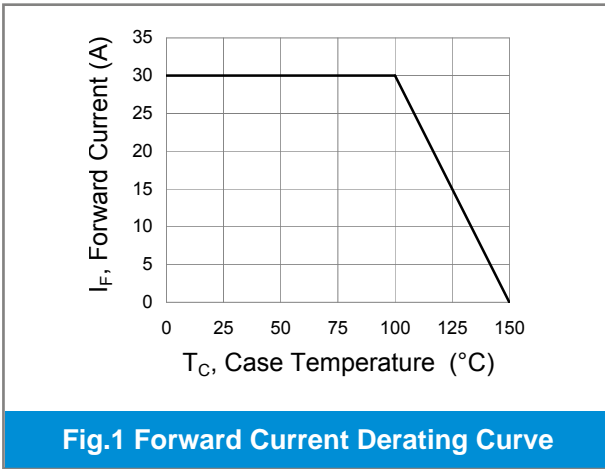
ELECTRICAL CHARACTERISTICS ($T_A=25\text{ }^\circ\text{C}$ unless otherwise noted)

PARAMETER	SYMBOL	TEST CONDITIONS	MIN.	TYP.	MAX.	UNIT
Breakdown voltage	V_{BR}	$I_R=1.0\text{mA}$	103	120	-	V
Instantaneous forward voltage per diode (Note 1)	V_F	$I_F=5\text{A}$ $I_F=15\text{A}$ $I_F=30\text{A}$	- - -	0.5 0.71 -	- - 1	V
Reverse current per diode (Note 2)	I_R	$V_R=70\text{V}$	-	10	-	μA
		$V_R=100\text{V}$	-	-	200	μA

Notes :

- 1 Pulse test : 380 μs pulse width, 1% duty cycle
2. Pulse test : Pulse width $\leq 2.5\text{ms}$

SB30100LFCT



SB30100LFCT

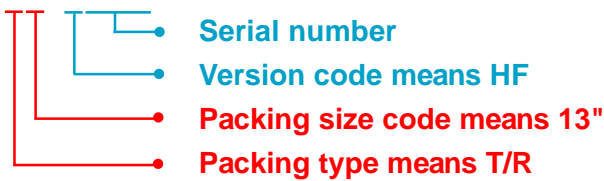
Part No_packing code_Version

SB30100LFYT_TO_00001

For example :

RB500V-40_R2_00001

Part No.



Packing Code XX				Version Code XXXXX		
Packing type	1 st Code	Packing size code	2 nd Code	HF or RoHS	1 st Code	2 nd ~5 th Code
Tape and Ammunition Box (T/B)	A	N/A	0	HF	0	serial number
Tape and Reel (T/R)	R	7"	1	RoHS	1	serial number
Bulk Packing (B/P)	B	13"	2			
Tube Packing (T/P)	T	26mm	X			
Tape and Reel (Right Oriented) (TRR)	S	52mm	Y			
Tape and Reel (Left Oriented) (TRL)	L	PANASERT T/B CATHODE UP (PBCU)	U			
FORMING	F	PANASERT T/B CATHODE DOWN (PBCD)	D			