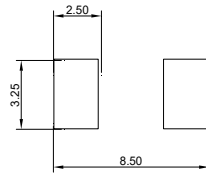
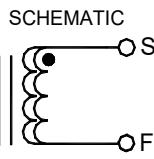
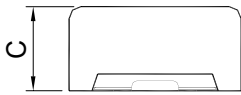
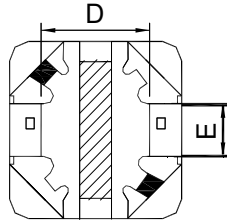
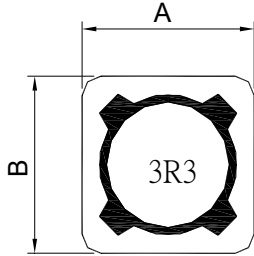


SPECIFICATION FOR APPROVAL

CUSTOMER		CUST P/N.	
ITEM	SMD Power Inductors	Description	CDRH074N-3R3M
PART NO.	306-95560	DATE	2014.09.05

(1) DIMENSION(UNIT:mm)



A	7.6 (Max) mm
B	7.6 (Max) mm
C	4.35 (Max) mm
D	5.3 (Max) mm
E	2.0(REF) mm
F	mm
G	mm
H	mm

(2) ELECTRICAL REQUIREMENTS

TEST CONDITION		FREQUENCY		(3) TEST INSTRUMENTS	
		VOLTAGE		LCR-METER:	
L	3.3μH±20%	100KHz	0.25V	V	HP-4291A TH2816B
DCR	0.0183Ω(Max)	KHz	V	V	DC RESISTANCE METER: WK3260B
Irms	3.94A (Max)	100KHz	0.25V	V	CURRENT SOURCE: TH2816B+1320
Isat	5.44A(Max)	100KHz	0.25V	V	RFIMPEDANCE/MATERIAL ANALYZER TH2816B+1320
		MHz	V		GW PUNCTURE INSULATION TESTER HP-4291A

(4) TURN: 8TS(REF)

(5) MATERIAL LIST

ITEM	MATERIAL	DESCRIPTION
1	CORE	FH-FG35 -DR5.2×3.6
2	COAT	FH-FG351-RI7.3×5.6×3.5
3	WIRE	Ø0.27×2(2UEW-H)
4	TERMIANL	4001205WS-2 (鍍錫)

REMARK:	APPROVED	CHECKED	DRAWN BY
	姜杰文	姜法宝	王艳